

1992 CHICAGO BEARS MEDIA GUIDE

OUR GREAT BEER SCORES EVERY TIME.



PRE-SEASON

Mon., Aug. 10	BEARS ____	Saints ____	7:00 PM
Sat., Aug. 15	BEARS ____	at Cardinals ____	7:00 PM
Sun., Aug. 23	BEARS ____	Steelers ____	7:00 PM
Fri., Aug. 28	BEARS ____	at Cowboys ____	7:00 PM

REGULAR SEASON

Sun., Sept. 6	BEARS ____	Lions ____	Noon
Sun., Sept. 13	BEARS ____	at Saints ____	Noon
Mon., Sept. 21	BEARS ____	Giants ____	8:00 PM
Sun., Sept. 27	BEARS ____	Falcons ____	Noon
Sun., Oct. 4	BEARS ____	at Vikings ____	Noon
Sun., Oct. 11	*** Off Week ***		
Sun., Oct. 18	BEARS ____	Buccaneers ____	Noon
Sun., Oct. 25	BEARS ____	at Packers ____	Noon
Mon., Nov. 2	BEARS ____	Vikings ____	8:00 PM
Sun., Nov. 8	BEARS ____	Bengals ____	7:00 PM
Sun., Nov. 15	BEARS ____	at Buccaneers ____	3:00 PM
Sun., Nov. 22	BEARS ____	Packers ____	Noon
Sun., Nov. 29	BEARS ____	at Browns ____	Noon
Mon., Dec. 7	BEARS ____	at Oilers ____	8:00 PM
Sun., Dec. 13	BEARS ____	Steelers ____	Noon
Sun., Dec. 20	BEARS ____	at Lions ____	3:00 PM
Sun., Dec. 27	BEARS ____	at Cowboys ____	3:00 PM

Chicago time; home games in blue

1992 GIVEAWAYS

Date	Item	Quantity
August 23	Coors Calendar	45,000
September 6	Toyota Magnetic Schedule	60,000
September 21	Sun-Times Pom Poms	60,000
November 2	Kodak Team Poster	50,000
November 8	Coca-Cola Cup	60,000
December 13	Pro Set Trading Cards	60,000

CLUB DIRECTORY

HEADQUARTERS

Halas Hall
250 N. Washington Road
Lake Forest, IL 60045
Phone: (708) 295-6600

TICKET OFFICE

55 E. Jackson Blvd.
Chicago, IL 60604
Phone: (312) 663-5100

SOLDIER FIELD

425 E. McFetridge
Chicago, IL 60605
Phone: (312) 294-2490

OFFICERS

Chairman of the Board	Edward W. McCaskey
President and Chief Executive Officer	Michael B. McCaskey
Vice President	Timothy E. McCaskey
Secretary	Virginia H. McCaskey
Treasurer	Theodore P. Phillips

COACHING STAFF

Head Coach	Mike Ditka
Offensive Coordinator	Greg Landry
Defensive Coordinator	Vince Tobin
Offensive Line	Dick Stanfel
Running Backs	Johnny Roland
Wide Receivers	Vic Rapp
Tight Ends	Steve Kazor
Defensive Line	John Levra
Linebackers	Dave McGinnis
Defensive Backs	Zaven Yarian
Special Teams	Danny Abramowicz
Secretary	Mary Albright

PLAYER PERSONNEL

VP, Player Personnel	Bill Tobin
Assistant Director	Rod Graves
Regional Scout	Charlie Mackey
Regional Scout	Jeff Shiver
BLESTO Scout	Gary Smith
Pro Scout	Ken Geiger
Secretary	Sharon Harrison

ADMINISTRATION

Director of Administration	Tim LeFevour
Dir. Community Involvement	Pat McCaskey
Dir. Information Systems	Greg Gershuny
Dir. Research & Quality Control	George Chryst
Skybox Manager	Caroline Guip
Stadium Assistant	Bryan Pett
Groundskeeper	Ken Mrock
Assistant Groundskeeper	John Berta
Asst. to the President	Eileen Nash
Computer Assistant	Colette Guip
Superintendent-Halas Hall	R.L. McMurrin
Receptionist	Louise Johnson
Assistant	Chris Ridge

FINANCE

Director of Finance	Ted Phillips
Accounting Supervisor	Joan Zmrhal
Purchasing Agent	Max Swiatek
Accounting Assistant	Kendra Maher
Secretary	Sherrie Geisler

MARKETING

Dir. Marketing/Communications	Ken Valdiserri
Assistant Director	Rob Lefko
Secretary	Denise Goff

PUBLIC RELATIONS

Director of Public Relations	Bryan Harlan
Assistant Director	John Bostrom
Assistant	Doug Green
Assistant	Barb Allen

TICKETS

Ticket Manager	George McCaskey
Assistant Ticket Manager	Betty Swanson
Administrative Assistant	Amy Baranko
Clerk	Liz Smith
Clerk	Katie Kurek

TRAINING AND CONDITIONING

Head Trainer	Fred Caito
Assistant	Brian McCaskey
Strength Coordinator	Clyde Emrich
Physical Development Coordinator	Russ Riederer

MEDICAL

Consulting Physician	Michael Schafer
Internists	Jay Munsell

FILM/VIDEO

Director of Video Services	Mitch Friedman
Assistant Director	Dean Pope
Sideline	Bill Smith

EQUIPMENT

Equipment Manager	Gary Haeger
Assistant	Tony Medlin

INDEX

40 Passing Attempts	102
100-yard Receiving Games	190-191
100-yard Rushing Games	188-189
300-yard Passing Games	192
1991 Final NFL Standings	133
1991 Final Rankings	146
1991 Final Statistics	134-135
1991 Game Balls	91
1991 Game Summaries	136-143
1991 Honors and Awards	146
1991 Record Breakdown	217
1991 Records Set	144-145
1992-93 Playoff Schedule	244
1992 Bears Draft	115
1992 Bears Schedule	1 & 261
1993 Opponents	216
All-time Assistant Coaches	200-201
All-time Roster	200-208
Annual Leaders	182-187
Assistant Coaches Bios	19-25
Attendance	209
Birthdays during the Season	249
Blown Leads	47
Bubble	253
Career Coaching Record	173
Career Games and Starts	45
Career Records	173-176
Career Statistics of Active Bears	132
<i>Chicago Bears Weekly</i>	255
Clemson Kickers	53
Clinchings	226
Come-From-Behind Wins	43
Directory	2
Ditka, Mike	16-18
Domed Stadiums	89
Draftees Bios	114-123
Drafts (1979-91)	198-199
Fight Song	23
First-Round Picks	197
Free Agent Bios	124-128
Halas Hall	253
Halas, George	180
Halas, George Jr.	181
Hall of Famers	193-196
Historical Highlights	177-179
Home Record	209
How the Bears Were Built	26
Individual Records	150-158
Last Time	148
Last Time by the Numbers	149
Longest Plays at Soldier Field	161
Making the Team	104
Management Bios	7-8
Margin of Victory and Defeat	172
McCaskey, Ed	4

McCaskey, Michael	5
Media Information	260
Milestones Within Reach	129
Monday Night Football	250
NFL Important Dates	256
NFL Man of the Year	97
NFL Phone Numbers	256
NFL Pre-Season Schedule	257
NFL Schedule	258-259
Opening Day Success	187
Opp.s Individual Game Records	160-161
Opponents Under 17 Points	33
Overtime	249
Payton, Walter	181
Perry Rushing	87
Piccolo Award	120
Playoff Game Summaries	227-240
Playoff Games and Starts	227
Playoff Individual Records-Bears	241-244
Playoff Individual Records-Opp	245-247
Playoff Results	226
Pre-season Results (1974-91)	210
Pro Bowl Bears	248
Promotional Giveaways	1
Pronunciation Guide	131
Punters Under Ditka	37
QB's Under Ditka	63
Quarterback Ratings	192
Radio	254
Retired Numbers	195
Road Hotels	260
Rookie Opening Day Starters	116
Rookie Records	159
Rookie Roster	131
Senior Bowl Bears	118
Shutouts	65
Soldier Field	251
Special Teams Tackles	100
Staff Bios	9-15
Super Bowl XX Players	55
Super Bowls (1993-96)	235
Team Records-Defense	167-172
Team Records-Offense	162-166
Team-by-Team Results	218-224
Team-by-Team Summary	224-225
Television	255
Texas High Schoolers	34
Thanksgiving Day Games	166
Time of Possession	171
Tobin, Bill	6
Training Camp	252
Veteran Players Bios	27-113
Veteran Roster	130
What to Look for in 1992	247
Year-by-Year (1920-91)	211-217



edward w. McCASKEY **Chairman of the Board**

One of the most respected and popular figures in the National Football League is Edward McCaskey, the senior member of the Bears' management.

Named the second Chairman of the board in the club's 73-year history on November 11, 1983, McCaskey succeeded team founder, George S. Halas. Prior to his current position McCaskey served 17 years as the team's Vice President and Treasurer.

McCaskey has been an executive with the Bears since 1967. His responsibilities include spearheading the club's civic activities and representing the team at the annual owners' meetings.

An entertaining speaker along with his warm and outgoing personality have made McCaskey a natural for community involvement programs. He served on the board of trustees of Rosary College and as a trustee for the Piccolo Children's Fund, the Illinois Chapter of the National Hemophilia Foundation, the Chicago Association for Retarded Citizens, and the Charlie Conacher Research Fund at the Toronto General Hospital. He was also a member of the board of directors for the Michigan Avenue National Bank, NFL Films, and the Central States Institute of Addiction before he stepped down from those duties in 1987.

McCaskey's numerous charitable and civic contributions on behalf of the Chicago Bears and the McCaskey family have been well documented. Ed served as the guiding force behind the Brian Piccolo Fund since its inception in 1970 and was chairman of the Piccolo committee until 1987. The Brian Piccolo Fund was transferred recently to Rush Presbyterian in Chicago after the fund donated \$2 million to Sloan Kettering Cancer Center in New York. With this money, embryonal cell carcinoma, which was virtually 100 percent fatal when it took Piccolo's life in 1970, now has a 95 percent cure rate. McCaskey was a close friend of Piccolo and worked with Screen Gems in production of the popular movie "Brian's Song". He also was the liaison between the NFL owners and the Piccolo Golf Tournament.

McCaskey was in the music publishing business in New York and was associated with the late Jimmy Dorsey following a stint with the U.S. Army in WW II. McCaskey served with the 80th infantry in France — enlisting as a private and leaving with a Captain's rank. He was duly honored in the spring of 1988 when he received a Bronze Star Medal and Combat Infantry Badge acknowledging his satisfactory performance of duty while an infantry officer in active ground combat.

Since moving to Chicago in 1949, McCaskey has been a merchandising manager for the National Retail Tea and Coffee Association; Executive Vice President of Merchandise Services, Inc.; an account executive for E.F. McDonald Co.; and Vice President and Treasurer with the Bears.

Born April 27, 1919, in Philadelphia, McCaskey sang with dance bands for three years before enrolling at the University of Pennsylvania in 1940. While at Penn he was elected class president and also continued a singing career. McCaskey played offensive tackle at Lancaster Catholic High in Pennsylvania.

McCaskey and his wife, Virginia, reside in Des Plaines. They have 11 children and 18 grandchildren.



michael b. McCASKEY **President and Chief Executive Officer**

In his eight full seasons as president of the Chicago Bears, Michael McCaskey has established himself as one of the most successful leaders in professional sports. Under his guidance, the Bears have won 70% of their games, ranking them second in the NFL during that period. The Bears are sold out on a season ticket basis with a long waiting list, attract marquee TV ratings, and rank among the top five in merchandise sales. The club's popularity has transcended overseas as the Bears have sold out the three pre-season games they've played in Europe since 1986.

McCaskey has seven playoff appearances, six division titles and one Super Bowl to his credit. Chicago made three appearances in the NFC Championship game since 1984, and emerged as one of the most entertaining and visible champions in sports history in 1985 by posting an 18-1 record capped by a 46-10 victory over New England in Super Bowl XX. McCaskey received the highest honor bestowed on a football executive following the '85 season when his peers voted him the *The Sporting News* NFL Executive of the Year.

McCaskey met the family call, which came in 1983, with mixed emotions. Torn between returning to his hometown to run the family business or remain in Boston to continue operating his young but prospering consulting firm, McCaskey met his family's wishes and assumed the enormous task of becoming the chief executive officer of a NFL franchise.

He brought an appealing mix of a strong business background and football bloodlines when he was tabbed the third president in club history on November 11, 1983. McCaskey's impressive educational and business resume includes a PhD in business and ten years as a business professor and consultant. His background has been invaluable in an era when NFL owners need to battle financial burdens with shrewd resourcefulness.

Besides fielding a winning team, the Bears have also made great strides off the field. McCaskey added 56 new skyboxes on the southern rim of Soldier Field in 1988 including Bear Den, a year-round meeting facility. In 1989, McCaskey created the first full-time marketing department in club history to capitalize on the team's on-the-field success. The marketing department now produces and sells non-network pre-season games and the club's weekly television show, *Chicago Bears Weekly*. The Bears' computer system, instituted by McCaskey upon his arrival, is constantly being expanded and upgraded.

The NFL has also utilized McCaskey's strong business acumen. McCaskey has served on the league's Long Range Planning Committee since 1985, and during the 1989 season he was appointed to the Finance Committee. The recommendations and input from those two committees are vital to the league's continued success and fiscal well being.

McCaskey was indoctrinated to pro football as a youngster. He spent fall weekends at Wrigley Field watching his grandfather, George S. Halas, coach the Bears, and worked summers as a ballboy at the Bears' training camp in Indiana. His interest in the game flourished as he enjoyed a playing career at Notre Dame High School in Niles and at Yale University, where he was a two-year letterman at wide receiver.

Following graduation in 1965, McCaskey spent two years with the Peace Corps teaching in Ethiopia — an association which led to his appointment last fall to the Peace Corps National Advisory Council. He then earned a doctorate in business at Case Western Reserve University before teaching at UCLA and the Harvard Business School. He started a consulting company with his wife, Nancy, and authored a book, *The Executive Challenge: Managing Change and Ambiguity* before joining the Bears.

McCaskey enjoys traveling — France and Australia are among his recent trips — in addition to golf and skiing. Born December 11, 1943 in Philadelphia, Michael and Nancy have two children: John Piersol (6/5/84) and Kathryn Cahill (5/11/89) and reside in Winnetka, IL.



bill TOBIN **Vice President of Player Personnel**

In what is regarded as an inexact and speculative process, Bill Tobin has made the college draft a sure fire method for supplying personnel that keeps the Bears among the best teams in the NFL. Tobin's success in player procurement has played a major role in the club's seven playoff appearances in the last eight years.

Tobin has been part of the Bears personnel staff since 1975 and has been in charge of the department since 1984. In the 18 years of his participation, all 20 of the club's top draft picks have been productive players, 12 are still active in the NFL and nine have made the Pro Bowl. Overall, 15 Bear draft choices and two free agents since 1980 have made the Pro Bowl. Beginning with the selection of Walter Payton in 1975, Tobin has been part of a scouting record unmatched in the NFL.

The Bears roster has been built almost exclusively through the draft. Of the 22 starters in last year's season finale, 18 are Bear draftees, including eight first-rounders. The Bears have active players from the last 11 drafts dating back to the top two picks in 1981 — Keith Van Horn and Mike Singletary. Tobin has also utilized undrafted free agents (Jay Hilgenberg and Tom Waddle) and players waived by other NFL teams (Steve McMichael and John Wojciechowski) to build the roster.

Tobin was given the title of Vice President by Michael McCaskay following the 1986 season in recognition of his significant contribution to the team's success. In this vital role, Tobin is the team's primary contact regarding all personnel matters, conducts the annual college draft, and monitors the NFL waiver wires in hopes of upgrading the team through the free agent route. Tobin's staff consists of three regional college scouts and a pro scout. He also uses the BLESTO scouting combine which contributes to his evaluation of college prospects. Tobin's idea to sign first-round pick Mark Carrier during the 1990 draft created a league-wide emphasis on signing first-rounders prior to training camp.

A native Missourian, Tobin, 51, joined the Bears as Director of Pro Scouting in 1975 and held that post until being promoted to Director of Player Personnel in 1984. Part of Tobin's duties include travelling to approximately 60 schools each year to scout the projected high draft prospects.

Prior to joining the Bears, Tobin spent four years with the Packers — two as a regional scout (1971-72) and two as Director of Pro Scouting (1973-74). Working under his college coach, Dan Devine, Tobin assisted in drafting four Rookies of the Year: John Brockington, Chester Marcol, Willie Buchanon, and Don Woods. Before entering the pro ranks, Tobin was offensive coordinator and backfield coach at Central Connecticut State College from 1968-70.

Tobin had a successful playing career at both the collegiate and professional level. A star running back at the University of Missouri from 1959-62, Tobin was MVP of the 1962 Bluebonnet Bowl after leading the Tigers to a 14-10 win over Georgia Tech. He played for the Houston Oilers in 1963 and was the club's Rookie of the Year. The next season he joined the Edmonton Eskimos of the CFL and played three seasons while serving as a graduate assistant at Missouri (1964-66) where he earned a masters in education. Tobin's final stop as a player was the Continental Football League where he spent two seasons with the league champion Orlando Panthers.

Born February 16, 1941 in Burlington Junction, MO (approximately 100 miles north of Kansas City), Tobin had two brothers play college football including Vince, a teammate at Mizzou and now the Bears defensive coordinator. Bill and his wife, Dusene, have two daughters, Laurie and Kerry, and one son, Duke, a junior quarterback at the University of Colorado.



tim LeFEVOUR **Director of Administration**

Tim LeFevour begins his fourth season as the club's director of administration following nine years of service in stadium operations.

In his current role, LeFevour oversees stadium affairs and is the club's liaison with the Chicago Park District. In addition, he is responsible for Halas Hall and training camp operations and serves as the club's contact with the NFL office. LeFevour directed the McBubble project—the Bears' indoor practice facility in Waukegan—which was completed in November, 1990. He also continues to assist Michael McCaskey in the Bears' pursuit of a new stadium.

LeFevour joined the Bears as Skybox Manager in 1981 and was promoted to Stadium Operations Manager on February 22, 1984. In the latter role he was involved in the installation of 56 skyboxes and natural grass at Soldier Field. He was named Director of Administration on January 19, 1989.

Before joining the Bears, LeFevour worked for the Chicago Park District as a writer in the Public Information Office (1979-81) and was an assistant director at WGN-TV (1979).

LeFevour earned a BA degree in political science from Loras (Iowa) College in 1978. He is currently involved in several charitable and civic functions and is on the Board of Directors of the Brian Piccolo Golf Tournament.

Born June 25, 1956, in Chicago, LeFevour and his wife, Judy, have four children (Megan, Matthew, Katie, Amy) and reside in Arlington Heights, IL.



ted PHILLIPS **Director of Finance**

As the Bears' Director of Finance, Ted Phillips' primary responsibility is negotiating all player contracts. The Bears have avoided lengthy holdouts in recent years by signing Mark Carrier (1990) and Stan Thomas (1991) soon after the draft. Phillips is also a club officer, serving on the board as treasurer.

Phillips was named to his current position on March 4, 1987, and consequently assumed contract negotiations in addition to serving as the club's chief financial officer and overseeing the accounting staff. He added the training, video, and equipment departments to his jurisdiction

on January 19, 1989, following the retirement of Bear administrator Bill McGrane.

Phillips joined the Bears staff on September 28, 1983 as the club's controller, a position he held for four years. He assisted in preparing and constructing player contracts for two years (1985-86) prior to becoming a full-time negotiator.

Before joining the Bears, Phillips was employed as an auditor and tax accountant with the international accounting firm of Ernst & Whinney (now Ernst & Young), from 1979-83. He graduated from the University of Notre Dame in 1979 with a degree in business and accounting. He earned his masters in business administration from Northwestern University in 1989.

Born June 27, 1957, in Oneida, New York, Phillips grew up in Nashua, New Hampshire. He is single and lives in Chicago.



patrick McCASKEY **Director of Community Involvement**

As director of community involvement for the Chicago Bears, Patrick McCaskey is a resource person for Bears Geography Corps, Cabrini-Green Legal Aid Clinic, Fellowship of Christian Athletes, Chicago Sports Teams Organized for the Prevention of Substance Abuse (vice president/treasurer), Community Youth Creative Learning Experience, Eisenberg Boys & Girls Club, First Colonial Bankshares Foundation, Illinois Special Olympics, Lake Forest/Bears Golf Day, Lake Forest Special Education, Lawndale Community Church, Life Education Center Foundation, Michigan Avenue National Bank, Notre Dame High School Alumni Dinner Auction (chairman), Brian Piccolo Cancer Research Fund, and Saint Joseph Hospital.

He also manages the Bears road trips and alumni parties and home game anthem singers and halftime shows.

His column, "Religion, Family and Sports," is published in the northwest suburban Journal newspapers and in the Bears home game programs. When he has speaking engagements for the Bears, he performs his narratives and poems. He is a masters competitor for the University of Chicago Track Club and the Jim Spivey Running Club.

McCaskey and his wife, Gretchen, have three sons (Edward, Thomas, and James) reside in Lake Forest.



ken VALDISERRI **Director of Marketing/Communications**

Ken Valdiserri was named Director of Marketing and Communications on January 19, 1989, after serving the club as Director of Public Relations from 1984-88.

Valdiserri engineers the club's marketing, promotional, and merchandising efforts and develops corporate sponsorship. He also oversees the PR department, and production and sales of Bears' pre-season games, weekly TV show and Chicago Bears' Insider radio show (WGN); and he assists club President Michael McCaskey in

radio-television contracts and programming.

Last year the Bears became just the second NFL team to bring the production of their pre-season games "in-house". In 1990, the organization unveiled its 30-minute television show, Chicago Bears Weekly and produced a quarterly newsletter for sponsors and season ticket holders.

Before joining the Bears on March 4, 1984, Valdiserri was Assistant Public Relations Director for the Chicago White Sox (1981-83) and an administrative assistant in the Baseball Commissioner's Office in New York (1980).

Valdiserri is on the board of the Mike Ditka Foundation, Baseball Cancer Charities, Indiana Sports Charities Committee and the Broadcast Advertising Committee.

A graduate of the University of Notre Dame, Valdiserri spent three years working in the Irish sports information office while earning a degree in communication arts in 1980.

Born February 18, 1958, in South Bend, Valdiserri and his wife, Annika, reside in Deerfield, IL.

STAFF



John BOSTROM



fred CAITO



george CHRYST



clyde EMRICH

JOHN BOSTROM — Assistant Director of Public Relations

6th season with Bears...Named to current post on January 19, 1989...Handles player appearances and GameDay magazine...PR assistant in 1987-1988...Interned with club during 1985 and 1986 seasons...Graduated in May 1987, from Lake Forest College, site of Bears' year round operations...Earned degree in business...Single...Born 2/9/65 in Park Ridge, IL...Resides in Arlington Heights.

FRED CAITO — Head Trainer

26th season with Bears...Named head trainer in 1973, at age 26...Received bachelors degree from St. Joseph's College, (Rensselaer, IN) in 1969...Completed masters degree at Northwestern University in 1972...Inducted into St. Joseph's Sports Hall of Fame in April, 1991...Member of the American College of Sportsmedicine, National Athletic Trainers Association, International Narcotic Enforcement Officers Association, National Strength and Conditioning Association and National Football League Athletic Society...Three children (Shelly, Tony, Stefanie)...Born 7/7/47 in Tiffin, Ohio...Resides in Chicago.

GEORGE CHRYST — Director of Resarch and Quality Control

2nd season with Bears...Works with the coaching staff in the areas of film breakdown, game analysis, and self scouting...Coached at the University of Wyoming and ran the computer/video game analysis system...Began coaching at UW-Platteville (1987) before joining the Wisconsin staff for one season (1988)...Coached wide receivers/running backs for the WLAF's Orlando Thunder (1991)...Became Thunder's long snapper for 1992 playoffs...Graduated in 1984 from Princeton...Married (Shelley)...Born 6/25/62 in Madison...Resides in Chicago.

CLYDE EMRICH — Strength Coordinator

21st season with Bears...Responsible for year-round strength program...Has also served as summer training camp director since 1984 when club moved camp to Platteville, WI...Outstanding career as weightlifter included 14 Central AAU championships...Five time US champion, US Olympic Squad member, Pan American champion...Member of Weightlifting Hall of Fame...Broke two world records in 1957: first man under 200 pounds to lift 400 and 409 pounds in clean jerk...Two sons...Resides in Vernon Hills, IL.



STAFF



MITCH FRIEDMAN



KEN GEIGER



GREG GERSHUNY



ROD GRAVES

MITCH FRIEDMAN — Director of Video/Photographic Services

17th season with Bears...Served in same capacity with Houston Oilers in 1973-74...Grew up in business with father (Bob) a longtime film director of Dallas Cowboys and brother (Max) who worked for Los Angeles Raiders in similar role...Has worked on special projects for NFL Films and NCAA Films on part-time basis...Sought after as consultant for college programs...Owner of Forest One Hour Foto in Lake Forest...Two children (Eric, Stacey)...Born 1/25/48 in Clarksdale, Mississippi...Resides in Lake Forest, IL.

KEN GEIGER — Pro Scout

7th season with Bears...Duties include advance scouting of opponents, monitoring NFL transactions, coordinating tryouts, and assisting in college scouting...Oversees club's rookie developmental camp in July...Part-time scout for Bears in 1984-85...BLESTO area scout in 1983-84...Spent 30 years as head football and wrestling coach at Morton East High School in Cicero (1957-86)...Took leaves of absence to coach football at University of Illinois (1955-56) and football and wrestling at the University of Missouri (1963-65), assistant football coach of undefeated Monmouth College team in 1972...Married (Sheryl)...Five children (Gary, Kevin, Joni, Susan, Eric)...Born 12/30/31 in Chicago...Resides in Berwyn, IL.

GREG GERSHUNY — Director of Information Systems

7th season with Bears...Installed the organization's computer system upon his arrival which has expanded every year...Previously started a systems consulting partnership in Chicago (1983-84)...Served as management services consultant with Arthur Young and Company (1981-83)...Graduate of Indiana University's Graduate School of Business...Married (Evelyn)...Daughter (Lauren)...Born 12/30/52 in Chicago...Resides in Evanston.

ROD GRAVES — Assistant Director of Player Personnel

7th season with Bears...Promoted to current position on June 14, 1989, after serving as east regional scout the previous five years...Based in Atlanta and scouts east and southeast areas...Served as Assistant Director of Player Personnel with Philadelphia Stars of USFL in 1983...Regional scout with Stars in 1982 before being promoted...Houston native who attended Texas Tech...Married (Alesia)...Born 3/16/59 in Houston...Resides in Decatur, Georgia.



STAFF



doug GREEN



caroline GUIP



gary HAEGER



bryan HARLAN

DOUG GREEN — Public Relations Assistant

4th season with Bears...Joined club as intern for 1989 season...Graduated from Washington University in St. Louis (1989)...Worked 1987 & 88 for St. Louis Football Cardinals in public relations...Spent 1988-89 interning for Baseball Cardinals...Compiled minor league stats in 1988 for *The Sporting News* and contributed to *TSN's 1989 Baseball Register*...Handled mail order while working in San Francisco Giants' retail store (1983-84)...Resides in Evanston.

CAROLINE GUIP — Skybox Manager

5th season with Bears...Joined club in May 1988 as Skybox Marketing Assistant...Promoted to current position in March, 1989...Responsibilities include management, marketing and operations of Skybox program and non-game day use of Skybox area...Graduate of Lake Forest College...Single...Born 10/26/65 in Merrillville, Indiana...Resides in Chicago.

GARY HAEGER — Equipment Manager

9th season with Bears...Youngest NFL equipment manager at age 30...Initiated Bears/Salvation Army coat drive in 1990 that has collected over 19,000 jackets for the Chicago needy...Assistant equipment manager (1984-86)...Basketball manager for Northern Illinois University (1982) and DePaul (1983)...Member of Athletic Equipment Managers Association...Involved in several local youth groups including serving as athletic director for St. Colette School...Married (Sandy)...Three children (Joshua, Valerie, Amanda)...Born 1/31/62 in Des Plaines, IL...Resides in Rolling Meadows, IL

BRYAN HARLAN — Director of Public Relations

9th season with Bears...Named to current position January 19, 1989, after serving five years as Assistant PR Director...Graduated from University of Iowa with degree in journalism and mass communications in May, 1984...Worked in Hawkeye sports information office (1980-84)...Summer intern in Green Bay Packers public relations department (1980-82)...Sports director/news reporter at KRNA-radio in Iowa City (1983-84)...Single...Born 4/25/62 in Milwaukee...Resides in Chicago.



STAFF



charlie MACKEY



brian McCASKEY



george McCASKEY



tony MEDLIN

CHARLIE MACKEY — Regional Scout

4th season with Bears...Coverage area includes all states west of Nebraska...Covered upper midwest and Rockies in first two seasons with Bears...Regional scout for Dallas Cowboys (1971-88) prior to joining Bears...Worked for BLESTO combine for five years (1966-70)...Coached linebackers and receivers for five years at University of Missouri...Married (Diane)...One son (Jon)...Born 10/17/34 in Mescalero, New Mexico...Resides in Salt Lake City, Utah.

BRIAN McCASKEY — Assistant Trainer

11th season with Bears...Served as head student trainer while earning both an athletic training and teaching degree from North Park College (1978-82)...President and founder of McCaskey Sportsmedicine Clinic in Mount Prospect...Frequent speaker on sportsmedicine and training...Serves on boards of several charities including the Johnny Genna Foundation and North Park College Viking Club...Single...Born 3/8/60 in Chicago...Resides in Mundelein.

GEORGE McCASKEY — Ticket Manager

2nd season with Bears...Named for club founder, George Halas...Has held several part-time jobs with team since age 14...Graduate of Arizona State University, where he played on football "scout" team...Also earned law degree from ASU...Passed Illinois bar exam in same class with former Bears kicker, and now circuit judge, Bob Thomas...Married (Barb)...One son (Conor)...Born 3/29/56 in Chicago...Resides in Sycamore, IL.

TONY MEDLIN — Assistant Equipment Manager

6th season with Bears...Previously served as athletic equipment manager at North Carolina Central University from 1982-86...Student equipment manager at NCCU from 1978-82 while earning B.S. degree in therapeutic recreation...Brother (Ron) is assistant trainer for Cleveland Browns...Coaches community church league basketball team...Single...Born 2/10/60 in Fayetteville, North Carolina...Resides in Vernon Hills, IL.



STAFF



ken MROCK



dean POPE



russ RIEDERER



jeff SHIVER

KEN MROCK — Groundskeeper

5th season with Bears...Served as a consultant during 1986 and 1987 seasons...Handles Bears practice field and McBubble facility maintenance...Superintendent of Golf Courses for Chicago Park District for five years (1983-87)...Spent 17 years with Park District...Serves on board of directors for Sports Turf Managers Association...Married (Debbie)...Three children (Jennifer, Tim, Kristina)...Born 3/18/51 in Chicago...Resides in Gurnee.

DEAN POPE — Assistant Director of Video Services

6th year with Bears...Responsible for video taping practices and games, editing tape for coaches' and players' use, and setting up video viewing stations on road trips...Served as an intern in 1986 helping with transition from film to video...Native of Livingston, Wisconsin...Graduate of University of Wisconsin-Platteville with a degree in Communications...Single...Born 1/27/64 in Platteville, WI...Resides in Park City, IL.

RUSS RIEDERER — Physical Development Coordinator

1st year with Bears...Certified strength and conditioning specialist...Joined club on January 3, after one year as Strength and Conditioning coach for Green Bay Packers...Four year strength coach at Purdue (1987-90)...Kansas State's assistant strength coach/linebacker coach (1978-79) and head strength coach (1980-86)...Physical education degree from Kansas State in 1980 where he played linebacker...Married (Mary Anne)...Two daughters (Morgan and Anne)...Born 8/5/57...Resides in Lake Forest.

JEFF SHIVER — Regional Scout

6th season with Bears...Appointed to regional scout prior to 1991 season and is responsible for midwest region...Served as BLESTO scout for Bears in 1987-88...Bears area scout and BLESTO combine scout in 1989...Also has scouting experience in Canadian Football League...College coach at Purdue and University of Mississippi...Married (Laura)...One daughter (Brittany), son (John)...Born 9/7/56 in Atmore, Alabama...Resides in Lafayette, Indiana.

STAFF



gary SMITH



max SWIATEK



barb ALLEN
Public Relations



amy BARANKO
Tickets

GARY SMITH — BLESTO Scout

2nd season with Bears...Joined club on April 27, 1991, to cover midwest region as Bears representative for BLESTO...Administrative assistant and recruiting coordinator at Indiana University since 1985...Head coach and athletic director at Illinois' Crete-Monee High School before joining Hoosiers staff...Also had coaching stints at Reavis High, Lyons Township, Virden High, College of DuPage, and Southern Illinois...Played at SIU from 1965-69...Native of Virdin, IL...Single...Resides in Bloomington, Indiana.

MAX SWIATEK — Purchasing Agent

59th season with Bears...Dean of front office staff who has held several positions since joining team in 1934...Hired by club founder George Halas who spotted him doing odd jobs at Wrigley Field...Besides serving as staff assistant to Halas he has been equipment manager, trainer, and traveling secretary...One son (Jim) and three grandchildren (Dr. Jennifer, Melissa, and Matthew)...Resides in Chicago.



jean JENSEN

This year the Bears reluctantly say good-bye to one of the longest tenured employees in the club's 73 year history. Jean Doyle Jensen is retiring after 44 years with the team.

Jean served for many years as the secretary to club founder George Halas, and later, as secretary to the team's president, George Halas, Jr., and the Chairman of the Board, Ed McCaskey. For the last several years she has been the ticket office secretary, patiently and professionally attending to the concerns of our season ticket subscribers.

In all of her years with the Bears, Jean handled her duties with dignity, and diplomacy. Her tireless efforts and unique sense of humor touched the lives and made friends of fans and co-workers.



STAFF



John BERTA
Groundskeeping



sherrie GEISLER
Accounting



denise GOFF
Marketing



colette GUIP
Computers



sharon HARRISON
Player Personnel



louise JOHNSON
Receptionist



katie KUREK
Tickets



rob LEFKO
Marketing



kendra MAHER
Accounting



r.l. McMURRIN
Superintendent



eileen NASH
Administration



bryan PETT
Stadium



chris RIDGE
Administration



lix SMITH
Tickets



betty SWANSON
Tickets



joan ZMRHAL
Accounting



mike DITKA

Head Coach — 11th season

Mike Ditka's reached yet another milestone in his 32-year NFL career in 1991 when the Bears head coach recorded his 100th coaching victory in just his 10th season. Only three other coaches in NFL history have exceeded Ditka's 107 win total in their first 10 years. Ditka is currently the fourth winningest active coach in the NFL with a .652 winning percentage.

Ditka is among an elite group of great NFL players who have become successful head coaches. Among the NFL's other 27 head coaches, only two, Dan Reeves and Art Shell, played in the Pro Bowl, and just Shell joins Ditka in the Hall of Fame. Ditka's outstanding career includes 12 years as a player (1961-72) and 10 as a head coach (1982-91). He also played a role in Dallas' dynasty years as an assistant coach from 1973-81.

When he joined the Bears prior to the 1982 season, Ditka inherited a team that had just two winning seasons in the previous 19 years. The Bears were 11-14 in his first two seasons as the roster was virtually overhauled. In just his third season, Ditka led the team to a 10-6 record and had the Bears atop the NFC Central division. More impressively, he has been in the playoffs seven of the last eight years including six division titles. Only the San Francisco 49ers have made as many playoff appearances (seven) in the same period. Ditka has guided the Bears to three NFC title games and a Super Bowl victory; in four of the six seasons Chicago did not win the conference title, they fell victim to the eventual Super Bowl champion.

Ditka's career as the first prototype tight end was justifiably acknowledged with his induction into the Pro Football Hall of Fame in 1989. Five Pro Bowls and two league championships (1963 and 1971) qualified him to become the first tight end to enter the shrine.

Ditka's place is also firmly established in Super Bowl annals. He has won a Super Bowl as a player, assistant coach, and head coach—joining Seattle Seahawks head coach Tom Flores as the only men with that distinction.

The Bears have remained one of the league's best teams while at the same time undergoing a significant change in personnel. Ditka's 1991 playoff edition had just 10 players from the 1984 unit that was his first playoff team. Sixteen players have combined for 48 appearances in the Pro Bowl since Ditka's arrival. While the Bears have dominated the division during Ditka's 10-year tenure the other four NFC Central teams have combined for 16 head coaches. The most significant turnover took place during the off-season as three of the four NFC Central teams named new coaches. Regardless of coaching changes and new systems implemented by division rivals, Ditka's philosophy remains unchanged. "I want us to be the toughest guys on the block. I want us to be the meanest people around. I want us to be hitters. I want us to make things happen by the way we are playing the game in all out pursuit, hustle and contact. I want us to be smart and opportunistic."

Since being named the 10th head coach in club history on January 20, 1982, Ditka has led the Bears to an overall mark of 107-57. The Bears 52 regular season wins between 1985-88 are the most ever by a NFL team in any four-year span. Ditka ranks second among Bear coaches in both tenure and victories, trailing only his first pro coach, George Halas, the team's founder and coach for 40 seasons.

Ditka has guided the Bears to six NFC Central titles, three appearances in the NFC title game, and a Super Bowl victory. In 1985, the Bears posted an 18-1 record — a win total matched only by

MIKE DITKA

the 1984 San Francisco 49ers. The Bears' '85 campaign was highlighted by a 46-10 Super Bowl XX victory over the New England Patriots, the exclamation point on a season in which *The Sporting News*, Associated Press, and pro football writers named him Coach of the Year. Ditka is the only Bear coach to lead his club to five straight post-season appearances.

Ditka garnered the same Coach of the Year honors following a 1988 season which included his mid-season heart attack (11/2/88) and 12-4 regular season mark which topped the NFL. Chicago beat Philadelphia in the divisional playoff, 20-12, before falling to the eventual Super Bowl champion San Francisco 49ers in the NFC title game at Soldier Field.

* * *

Ditka's NFL career began in 1961 when the Bears made him their first round selection (fifth overall) from the University of Pittsburgh. Ditka had an immediate impact — catching 56 passes and earning NFL Rookie of the Year honors—as Halas changed the tight end position from a "third tackle" to a receiver. Ditka played five more seasons with the Bears, earning a Pro Bowl trip each year, before being traded to Philadelphia for quarterback Jack Concannon in 1967. After two years with the Eagles, he played four more in Dallas, where he caught a touchdown pass in the Cowboys' 24-3 win over the Dolphins in Super Bowl VI.

The final accolade to Ditka's outstanding playing career was bestowed upon him 16 years after his retirement when he was the 21st Bear inducted into the Pro Football Hall of Fame (July 30, 1988). Ditka's 427 career receptions included 75 catches in 1964 — a NFL record for tight ends until San Diego's Kellen Winslow broke it in 1980. Ditka still holds four Bears records: consecutive games with a reception (49 between Dec. 3, 1961, and Oct. 10, 1965), touchdown receptions (4, tied with Harlon Hill), most receptions by a rookie (56) and most touchdown catches by a rookie (12, also tied with Hill).

Ditka retired from playing following the 1972 season, but was hired by Cowboys' head coach Tom Landry as an offensive assistant and special teams coach. In Ditka's nine seasons the Cowboys were in the playoffs eight times, won six division titles, three NFC Championships, and the NFL crown following the 1977 campaign.

* * *

Born October 18, 1939, in Carnegie, Pennsylvania, Ditka was raised in nearby Aliquippa where his father, Mike Sr. worked on the railroad. He was a three sport star at Aliquippa High School, playing basketball and baseball as well as football. He enrolled at the University of Pittsburgh and was an all-American as a senior in 1960. Ditka played defensive end, linebacker, tight end, and ranked among the nation's top punters with a 40-yard average in his final three seasons.

He is actively involved in numerous charitable endeavors including the Fellowship of Christian Athletes, Sports Teams Organized for Prevention of Drug Abuse, and the Say No to Drugs campaign. The Mike Ditka Foundation, established in 1989, raises money for Misericordia, a residential facility for developmentally disabled youth, and pediatric aids program at Children's Memorial Hospital. Ditka has also assisted his alma mater by sponsoring the Mike Ditka Endowed Scholarship Fund at the University of Pittsburgh to which he will contribute \$100,000 throughout the 1990s.

Ditka is a highly-sought after motivational speaker and television personality. He has appeared on virtually every late night network talk show and been featured on network newscasts. Ditka is the focal subject of Saturday Night Live's continuing popular "Da Bears" skit and in 1989 he played himself in an episode of the television series, "LA Law". Ditka is also one of pro football's most visible ambassadors. He was part of CBS-TV's playoff coverage following the 1989 season and has been a featured spokesman endorsing the World League.

An off-season left hip replacement operation (both have been replaced) will allow Ditka to continue to excel at his favorite hobby — golf — to which he plays to an eight handicap. He also swims daily and has a collection of antique cars. Mike is married (Diana) and has four children; Mike (31), Mark (30), Megan (28), and Matthew (24) and reside in Bannockburn, IL.

MIKE DITKA

Ditka's Coaching Records

	Regular season	Post-season	vs. NFC	vs. AFC	vs. NFC Central	at home
1982	3-6	0-0	2-5	1-1	1-3	2-2
1983	8-8	0-0	7-7	1-1	4-4	5-3
1984	10-6	1-1	8-4	2-2	7-1	6-2
1985	15-1	3-0	12-0	3-1	8-0	8-0
1986	14-2	0-1	10-2	4-0	7-1	7-1
1987	11-4	0-1	9-2	2-2	7-0	6-2
1988	12-4	1-1	9-3	3-1	6-2	7-1
1989	6-10	0-0	4-8	2-2	2-6	4-4
1990	11-5	1-1	9-3	2-2	6-2	7-1
1991	11-5	0-1	9-3	2-2	7-1	6-2
Career	101-51	6-6	79-37	22-14	55-20	58-18

Ditka vs. the NFL

	Regular season		Post-season		Overall
	Home	Road	Home	Road	
Atlanta Falcons	2-1	1-0			3-1
Buffalo Bills	1-0	0-1			1-0
Cincinnati Bengals	1-0	1-0			2-0
Cleveland Browns	1-0	0-1			1-1
Dallas Cowboys	1-1	2-0	0-1		3-1
Denver Broncos	2-0	1-1			3-1
Detroit Lions	8-2	5-4			12-5
Green Bay Packers	7-2	7-2			12-4
Houston Oilers	0-1	1-0			1-1
Indianapolis/Baltimore Colts	1-0	2-1			2-1
Kansas City Chiefs	1-1				1-1
Los Angeles Raiders	1-0	1-1			2-1
Los Angeles Rams	2-1	1-3	1-0		4-4
Miami Dolphins	1-1	0-1			1-1
Minnesota Vikings	7-2	5-5			10-7
New England Patriots	2-0	0-1		1-0*	3-1
New Orleans Saints	1-2	1-1	1-0		2-3
New York Giants	2-0		1-0	0-1	2-1
New York Jets	1-0	1-0			1-0
Philadelphia Eagles	3-0	2-0	1-0		6-0
Phoenix/St. Louis Cardinals	0-1	1-1			1-2
Pittsburgh Steelers	1-0	1-0			2-0
San Diego Chargers		0-1			0-1
San Francisco 49ers	2-0	1-3	0-1	0-1	3-4
Seattle Seahawks	1-1	0-2			1-3
Tampa Bay Buccaneers	8-1	8-2			14-3
Washington Redskins	1-0	1-3	0-2	1-0	3-4
Career	58-18	43-33	4-4	2-2	107-57

*Neutral site (New Orleans, LA)

Ditka's Pro Stats

Year/Club	Rec	Yds	Avg	TDs	Games
1961 Bears	56	1,076	19.2	12	14
1962 Bears	58	904	15.6	5	14
1963 Bears	59	794	13.5	8	14
1964 Bears	75	897	12.0	5	14
1965 Bears	36	454	12.6	2	14
1966 Bears	32	378	11.8	2	14
1967 Eagles	26	274	10.5	2	9
1968 Eagles	13	111	8.5	2	11
1969 Cowboys	17	268	15.8	3	12
1970 Cowboys	8	98	12.3	0	14
1971 Cowboys	30	360	12.0	1	14
1972 Cowboys	17	198	11.6	1	14
Career	427	5,812	13.6	43	158



ASSISTANT COACHES

ASSISTANT COACHES

Coach	Position	Joined Bears	Years with Bears	Years in NFL
Danny Abramowicz	Special Teams	1992	1st	1st
Steve Kazor	Tight Ends	1982	11th	13th
Greg Landry	Offensive Coordinator	1986	7th	8th
John Levra	Defensive Line	1986	7th	12th
David McGinnis	Linebackers	1986	7th	7th
Vic Rapp	Wide Receivers	1989	4th	10th
Johnny Roland	Running Backs	1983	10th	15th
Dick Stanfel	Offensive Line	1981	12th	29th
Vince Tobin	Defensive Coordinator	1986	7th	7th
Zaven Yarbalian	Defensive Backs	1990	3rd	3rd



greg LANDRY

Offensive Coordinator — 7th year

Under the direction of offensive coordinator Greg Landry, the Bears enjoyed their most productive aerial season ever in 1991. Landry's efforts to improve that phase of the offense paid off as Chicago established a club record with 3,120 yards passing. Jim Harbaugh, benefitting from Landry's NFL playing experience, showed dramatic improvement, starting all 16 games, and establishing club records for pass attempts (478) and completions (275). Coupled with third-year backup Peter Tom Willis, the Bears quarterback situation is very

promising.

Landry's coaching career began in 1985 when he became quarterback coach of the Cleveland Browns and helped them win the AFC Central division while tutoring Bernie Kosar. He joined the Bears in 1986 as receivers coach before handling both quarterbacks and receivers in '87 and '88. He assumed play-calling duties in 1988 and was subsequently promoted to offensive coordinator in 1989. Landry interviewed for his first head coaching position following the 1991 season with the Pittsburgh Steelers.

Detroit's first-round selection in 1968 from the University of Massachusetts, Landry spent 11 seasons with the Lions before being traded to the Colts in 1979. He played three seasons in Baltimore and two with the USFL's Chicago Blitz/Arizona Wranglers (1983-84). Landry completed his 17-year playing career in 1984 when he was added to the Bears roster during the final week of the season and started at quarterback vs. Detroit in a 30-13 win.

In 147 NFL games, Landry started 103 games completing 1,276 passes in 2,300 attempts for 16,502 yards, 98 TDs, and 103 interceptions. He also rushed for 2,654 yards (6.2 avg.) and scored 20 TDs.

He finished his Lions' career second to Detroit Hall of Famer Bobby Lane in four categories: attempts, completions, yards, and touchdown passes. Landry holds one Lions' record for most rushing touchdowns in a game with three (tied by six others). In 1972 he rushed for nine TDs—which was the most in club history before Billy Simms and Barry Sanders came along.

Landry was born December 19, 1946, in Nashua, New Hampshire. He earned a B.S. degree in physical education from Massachusetts and a masters degree in sports administration from Wayne State (MI) University. He and his wife Jeannine have five children (Kathleen, Beth, Gregory, Mary, and Joseph) and reside in Libertyville, IL.

ASSISTANT COACHES



vince TOBIN

Defensive Coordinator — 7th year

In his six seasons with the Bears, Tobin has established himself as the premiere defensive coordinator in the NFL. He has enjoyed a highly successful 15-year tenure as a defensive coordinator in three pro leagues, and is frequently mentioned as a candidate to become a head coach. Tobin has interviewed for NFL head coaching jobs with the Chiefs and Browns (1989), Jets (1990), and Steelers (1991).

Tobin's effectiveness is best illustrated by the Bears rank among the NFL's 28 teams in the key defensive categories over his six years (1986-1991): second in interceptions (24/year), sacks (49.2/year), points allowed (16.9), and yards allowed (288.8/game).

In 1991, the Bears defense ranked fourth in net yards while holding 10 of 16 regular season opponents under 275 yards. Tobin's unit also limited 13 of 17 foes under 18 points, including a stretch of nine straight games.

Tobin made a significant impact in his first season as the Bears set a NFL record for fewest points allowed in a 16-game season (187). The Bears also finished first in total defense while allowing just 258 yards per game. In 1987, the Bears were first in rush defense and second overall while holding opponents to fewer than 10 points in six games. His 1988 unit led the NFL in fewest points allowed (215) and rushing yards (82.9/game) while finishing second in total defense (272.5/game). Tobin had a brief stint as head coach while handling interim duties for 11 days following Mike Ditka's heart attack (11/2/88) and led the Bears to wins over Tampa Bay and Washington.

Tobin joined the USFL's Philadelphia/Baltimore Stars in 1983, and his teams led the league all three seasons in fewest points allowed. The Stars were in the Championship game all three years, winning in 1984 and 1985. As defensive coordinator of the CFL's British Columbia Lions from 1977-82, his units ranked second overall during the six-year span. In fourteen seasons as a pro defensive coordinator, Tobin has only been associated with one losing team — the 1989 Bears.

A 1965 graduate from Missouri, Tobin was an all-Big Eight defensive back for the Tigers and served 10 years as an assistant coach under Dan Devine (1967-70) and Al Onofrio (1971-76). He worked as a graduate assistant at Mizzou while earning a masters degree in guidance and counseling in 1966.

Born September 29, 1943 in Burlington Junction, Missouri, Tobin and his wife, Kathy, have two children (Ryan and Shannon) and reside in Libertyville, IL.



danny ABRAMOWICZ

Special Teams Coach — 1st year

One of the most prolific receivers in NFL history, Danny Abramowicz joined the Bears staff as special teams coach on January 9, 1992. Abramowicz and Mike Ditka were contemporaries as NFL players and were reunited last fall when Abramowicz served as the Bears chapel speaker prior to the club's game at New Orleans. Abramowicz left private business in 1989 to become the head coach

ASSISTANT COACHES

at Jesuit High School in New Orleans where he compiled a 20-14 record.

Abramowicz graduated from Xavier University in Cincinnati in 1967 with a degree in education. He was a 17th round draft choice by the New Orleans Saints that year and played seven seasons with the Saints before finishing his career at San Francisco (1973-74). In 1969, Abramowicz led the NFL with 73 catches and was named all-pro and the Saints' MVP. He is second in Saints' history in catches (309), yards (4,875) and TDs (35), trailing Eric Martin who passed him in 1990. Abramowicz completed his pro career with 371 receptions for 5,704 yards and 39 TDs. In his final two seasons at San Francisco, Abramowicz became an outstanding special teams coverage player.

Abramowicz has been inducted into the Xavier and Saints' Halls of Fame and was named to the Saints Silver Anniversary Team last year. Following his football career, Abramowicz was a salesman in the oil field industry and also spent five seasons on the Saints Radio Network as an analyst.

Born July 13, 1945 in Steubenville, Ohio, Dan and his wife, Claudia, have three children (Danny, Andrew, and Stephanie) and reside in Vernon Hills.



steve KAZOR

Tight Ends — 11th year

Steve Kazor enters his 11th season on the Bears coaching staff, second in tenure only to Dick Stanfel's 12 years of service. A staff associate of Mike Ditka's with the Dallas Cowboys, Kazor was one of his first hirings when Ditka became the Bears head coach in 1982. Kazor's duties change this season as he becomes a special assistant to Ditka in addition to coaching tight ends. He had been special teams coach his first four seasons and special teams/tight ends coach the last six years. Kazor lost Cap Boso to retirement last season but returns

James Thornton and Keith Jennings, who turned in solid campaigns in 1991.

Kazor was on the Dallas Cowboys staff as an assistant to Gil Brandt in the scouting department from 1979-81. Before entering the pro ranks he spent time as an assistant coach and recruiting coordinator at Colorado State (1975), Southern Utah State (1976) and Texas-El Paso (1979-80). He also served on the staffs of Texas-Arlington (1974), Texas Austin (1977-79) and Westminster College (1970), where he started at nose tackle for four years as a collegian. He left Westminster in 1971 to become head coach of Camden Military Prep School before becoming the youngest college head coach in the country while holding that position at Emporia (Kansas) College in 1973.

Kazor was born February 24, 1948 in Arnold, Pennsylvania and attended high school in Las Vegas. After attending Westminster he earned his masters in athletic administration from Kansas St. College. He and his wife Colleen have two sons (Lance and Kyle) and reside in Lake Forest.

ASSISTANT COACHES



john LEVRA **Defensive Line — 7th year**

A coaching veteran of both sides of the line of scrimmage, John Levra begins his seventh season as the Bears defensive line coach. Levra's unit has been a key ingredient in Chicago's strong defenses, featuring Pro Bowlers Richard Dent and Steve McMichael. Levra has helped Trace Armstrong and Tim Ryan turn into solid pros and will continue to develop second-year vets Chris Zorich and James Williams.

Levra joined the Bears in 1986, after serving five years as offensive backfield coach for the New Orleans Saints. Under Levra's guidance, the Saints had the NFL's leading rusher in 1981, and had 20 100-yard individual rushing games. He was offensive coordinator in 1985 during Wade Phillips' brief four game tenure as head coach.

Following a playing career at linebacker for Pittsburg (Kan.) State, Levra coached at Kansas high schools for seven years (1959-65). His first college job was at New Mexico Highlands, where he was an assistant (1966) and later head coach (1967-70) posting a 35-4-1 record. He moved to Stephen F. Austin State University as head coach and athletic director (1971-74) where his teams were 18-5 in his final two seasons and made the only bowl appearance in school history. Levra became offensive coordinator at the University of Kansas (1975-78) and North Texas State (1979) before entering the pro ranks as defensive line coach for the British Columbia Lions. At BC, Levra worked under head coach Vic Rapp and defensive coordinator Vince Tobin.

A native Kansan, Levra was born in Arma on October 2, 1937. He and his wife Rosie have two children (Gina and Craig) and reside in Grayslake, IL.



david McGINNIS **Linebackers — 7th year**

In his seventh season as the Bears linebackers coach, David McGinnis has made significant contributions to the success of Chicago's high ranking defense. McGinnis joined the staff prior to the 1986 season and immediately gained respect throughout the NFL as a prospective head coach.

McGinnis helped develop John Roper, who tallied eight sacks last season, in the same mold as his first two outside linebackers — Pro Bowlers Otis Wilson and Wilber Marshall. McGinnis is hoping third-year veteran Ron Cox can make the progress Roper did last year. McGinnis still has nine-time Pro Bowler Mike Singletary in the middle and savvy veterans Jim Morrissey and Ron Rivera.

Prior to joining the Bears, McGinnis spent 13 years coaching at the major college level. His first assignment was as freshman coach at his alma mater, Texas Christian, in 1973-74. In 1975, he moved to Missouri to coach the linebackers and secondary under defensive

ASSISTANT COACHES

coordinator, Vince Tobin. McGinnis joined the Indiana State staff in 1978 as secondary coach and was responsible for recruiting the Chicago area. He returned to TCU in 1982 for a season as defensive backfield coach before joining the Kansas State staff as defensive end and linebacker coach from 1983-85.

McGinnis was a two-year starter as a defensive back at TCU from 1970-72, earning academic all-SWC honors both seasons. His five interceptions as a junior tied Lyle Blackwood for most in the Southwest Conference.

Born on August 7, 1951, McGinnis grew up in Texas and attended Snyder High School. He and his wife Kim reside in Lake Forest, IL.



vic RAPP **Wide Receivers — 3rd year**

A highly respected coach in the pro ranks for the past 20 years, Vic Rapp begins his fourth season in charge of the Bears' wide receivers. Rapp was added to Chicago's staff in the 1989 pre-season following Ed Hughes' retirement. His offensive expertise includes experience as both an offensive coordinator and head coach in the Canadian Football League. Rapp also serves as the offensive staff's eye in the press box during games.

Before joining the Bears, Rapp was an offensive assistant for two NFC Central division rivals. He served as running backs coach for the Detroit Lions (1987-88) after serving in a similar capacity for the Tampa Bay Buccaneers (1985-86). He spent the two previous seasons handling the running backs and tight ends for the Los Angeles Rams (1984) and Houston Oilers (1983).

Rapp was a highly successful head coach in the Canadian Football League guiding British Columbia to a 55-42-4 record in six seasons (1977-82) and twice taking the Lions to the conference championship. Two coaches on Rapp's staff were fellow Bears coaches Vince Tobin and John Levra.

A standout guard and linebacker at Southwest Missouri State, Rapp accepted his first college position at Arizona (1965-66) where he coached the receivers. He moved on to handle the passing game at Missouri (1967-71) before entering the CFL in Edmonton as offensive coordinator (1972-76).

Born in Marionville, Missouri on December 23, 1935, Vic and his wife Carol have three daughters (Rhonda, Paula, Marla) and reside in Libertyville, IL.

CHICAGO BEARS FIGHT SONG

The Chicago Bears fight song, *Bear Down, Chicago Bears*, was introduced in 1941. Though Jerry Downs is listed as the composer, it a pseudonym for Al Hoffman, who also wrote the words and music for the song *If I Knew You Were Coming, I'd Have Baked a Cake*.

Hoffman's word for the Bears' fight song:

*Bear down, Chicago Bears, make every play clear the way to victory;
Bear down, Chicago Bears, put up a fight with a might so fearlessly.
We'll never forget the way you thrilled the nation with your T-formation.
Bear down, Chicago Bears, and let them know why you're wearing the crown.
You're the pride and joy of Illinois, Chicago Bears, bear down.*



ASSISTANT COACHES



johnny ROLAND **Running Backs — 10th year**

Since Johnny Roland was named running backs coach in 1983, the Bears have led the league in rushing four times, finished second twice, and third once. In addition the Bears were the NFL's best rushing team of the 1980s, averaging 153.4 yards per game. Neal Anderson was selected to his fourth straight Pro Bowl following the '91 season, while Brad Muster had his first 100-yard rushing game as a pro.

Not surprisingly, Roland's success in Chicago has made him a candidate for several head coaching positions. He was a finalist for the San Diego Chargers top job prior to the 1989 season, was interviewed for the Green Bay Packers' vacancy following the 1987 season, and was a candidate for the University of Missouri job in 1984.

Roland's coaching career began in 1974 when he joined his collegiate coach, Dan Devine, on the Green Bay Packers staff as a special assignments coach. He followed Devine to Notre Dame in 1975 to coach receivers, before returning to the pro ranks a year later with the Philadelphia Eagles. He served as running backs coach until 1978 before taking a five-year hiatus from football to enter private business.

A fourth round future draft selection of the St. Louis Cardinals in 1965, Roland was named NFL Rookie of the Year in 1966, and played in the Pro Bowl the following two seasons. He left the Cardinals following the 1972 season and spent one year with the New York Giants. He finished his career with 3,750 yards on 1,015 carries and 28 TDs; and 153 catches for 1,420 yards, and six scores.

Roland, 48, was born on May 21, 1943, raised in Corpus Christi, Texas, and starred collegiately at Missouri where he was a two-way player in both back fields and earned all-America honors.

Roland maintains his St. Louis ties as owner of KIRL radio (1460 AM); he also owns radio station WAPZ radio (1250 AM) in Montgomery, Alabama. Roland has three children (Johnny, James, and Cynnamon) and resides in Vernon Hills, IL.



dick STANFEL **Offensive Line — 12th year**

The dean of the Bears coaching staff, Dick Stanfel begins his 12th year as the club's offensive line coach and 29th in the NFL. The only holdover from the pre-Ditka coaching staff, Stanfel was immediately retained and has been vital to the success of the offensive line during his tenure. The Bears have been the NFL's top rushing team (150.4 yds/game) since Stanfel's arrival in 1981.

Stanfel had the same starters for six years (1985-90), but that group finally began breaking up last year when Jim Covert suffered a season ending back injury in training camp and subsequently retired. Left guard Mark Bortz also missed half the season

ASSISTANT COACHES

which forced Stanfel to use John Wojciechowski, Stan Thomas and Jerry Fontenot on the left side. Center Jay Hilgenberg made his seventh straight Pro Bowl appearance while Tom Thayer and Keith Van Horne manned the right side.

Before joining the Bears in 1981, Stanfel served as interim head coach of the New Orleans Saints for the final four games of the 1980 season. He began his coaching career at Notre Dame (1959-62) and spent one season on the California staff (1963) before taking his initial pro job with the Eagles in 1964. After seven seasons in Philadelphia, Stanfel joined the 49ers in 1971 as line coach and stayed there until joining the Saints in 1976.

After playing collegiately at the University of San Francisco, Stanfel enjoyed a eight-year pro career which many football historians feel is worthy of Hall of Fame consideration. A second-round draft pick by Detroit, Stanfel played five years with the Lions and was the team's MVP for the 1953 season. The five-time all-pro guard finished his career playing three seasons for the Washington Redskins (1956-58).

Stanfel lives in Libertyville, IL and has three sons (Jon, Scott, and Richard).



zaven YARALIAN **Defensive Backs — 3rd year**

In just two seasons as the Bears secondary coach, Zaven Yaralian's aggressive and enthusiastic coaching style has had a positive on his young unit. Both safeties, Mark Carrier and Shaun Gayle, earned a trip to the Pro Bowl last season, while Donnell Woolford and Lemuel Stinson turned in solid years at cornerback. In Yaralian's first season (1990), the Bears led the NFL with 31 interceptions.

Yaralian started his coaching career as a graduate assistant at Nebraska in 1975 before heading to Washington State as the defensive backs coach for two seasons. He then moved to the University of Missouri where he served in the same capacity for five years (1978-83). In 1984, Yaralian joined the University of Florida and coached the secondary for five seasons, including three as the defensive coordinator (1985-87). His defenses were nationally acclaimed, twice finishing in the country's top 10 in fewest yards allowed.

Before joining the Bears he spent two seasons coaching the defensive backs at the University of Colorado. He joined the Buffaloes' staff in 1988, and helped lead them to an 11-1 record including a No. 1 ranking for part of the year. Colorado's lone loss was to Notre Dame in the 1989 Orange Bowl.

A two-year starter at Nebraska (1972-73), Yaralian played cornerback for the Cornhuskers on both the 1973 Orange Bowl team and 1974 Cotton Bowl team. He was signed by the Green Bay Packers in 1974 and also played for the WFL's Philadelphia Bell in 1975.

Yaralian was born on February 5, 1952, moved to the United States as a child, and grew up in California. He lettered in football and track at Ingelwood High School and was Southern California's Player of the Year in 1969. Zaven and his wife Lorraine have two sons (Blake, Garrett) and reside in Lake Bluff, IL.

HOW THE BEARS WERE BUILT

YEAR	DRAFT	FREE AGENTS/WAIVERS	TRADE
1992		Richard Fain (Phx) Mark Rodenhauser (SD)	
1991	1. Stan Thomas 2. Chris Zorich 3. Chris Gardocki 5. Anthony Morgan 6. Darren Lewis 7. Paul Justin 9. Michael Stonebreaker 10. Tom Backes	James Williams Keith Jennings (Dal) Eric Ihnat Eric Wright	Ron Mattes (NYJ) Eric Kumerow (Mia)
1990	1. Mark Carrier 2. Ron Cox 3. Tim Ryan 3. Peter Tom Willis 6. John Mangum 8. James Rouse	James Lott	
1989	1. Trace Armstrong 1. Donnell Woolford 2. John Roper 3. Jerry Fontenot 4. Markus Paul 5. Mark Green	Maury Buford (GB)* Tom Waddle	
1988	1. Brad Muster 1. Wendell Davis 2. Dante Jones 4. Jim Thornton 6. Lemuel Stinson 8. David Tate		
1987	1. Jim Harbaugh 2. Ron Morris	John Wojciechowski	
1986	1. Neal Anderson 8. Maurice Douglass 11. Glen Kozlowski		
1985	1. William Perry 4. Kevin Butler 11. Jim Morrissey		
1984	2. Ron Rivera 10. Shaun Gayle		
1983	4. Tom Thayer 8. Richard Dent 8. Mark Bortz		
1982	4. Dennis Gentry		
1981	1. Keith Van Horne 2. Mike Singletary	Jay Hilgenberg Steve McMichael (NE)	

* Maury Buford originally joined the Bears in 1985 in a trade with the Chargers.



35

Running Back
Seventh Year
Florida
5'11", 218 lbs.
Aug. 14, 1964
D1-86

neal ANDERSON

PRO CAREER: Fourth on Bears' all-time rushing list with 4,938 yards, just 18 yards behind Gale Sayers and 738 behind Rick Casares...His 42 rushing TDs trail Payton (110) and Casares (49)...Third in club history with 1,157 carries, just 229 behind Casares...Tied for ninth with 336 points, sixth in receptions with 229, and 15th with 2,204 receiving yards...Bears are 9-4 in his 100-yard outings...His 13 100-yard games trail Payton (77) and Sayers (20) and tie him with Casares...Voted to Pro Bowl after '88, '89, '90 and '91.

1991 SEASON: Voted to fourth Pro Bowl (1989-92)...Pulled left hamstring vs Wash (10/6) which hampered him remainder of season...Did not have 100-yard rushing game...Fell 253 yards shy of fourth straight 1,000-yard season...Game ball vs. NYJ (9/23) rushing for 76 yards on 19 carries and gaining 20 yards on four catches, including game winner as time expired in regulation...Second game ball in best rushing performance at Min (11/11): 20 for 91 and two TDs including 24-yarder; however he did not catch a pass, snapping streak at 31 games, fourth longest in club history...Season-long 42-yard run was game-winning score vs NYG (9/15)...Did not start at NO (10/27), but entered the game in the first period and carried 12 times for 53 yards...Inactive at Indy (11/17), but rushed 21 times for 43 yards following week vs. Mia (11/24) and 13 times for 45 yards four days later at Det (11/28)...Second career pass was incomplete to Thornton at Det (11/28)...Inactive vs. GB (12/8) and vs. TB (12/14)...Returned to action in season finale at SF (12/23), rushing for just 13 yards on eight carries but caught 26-yard TD pass...Carried 13 times for 34 yards and caught three passes for five yards in playoff game vs. Dal (12/29) **Games played-started:** 13-12

PREVIOUS SEASONS: 1990 — Gained 1,078 yards, third consecutive 1,000-yard season...Surpassed 100-total yards (rushing and receiving) in 11 games (Bears went 9-2)...Second on club with 42 receptions including five over 30 yards...Season-high 141 yards at GB (10/7)...Bruised ribs at GB; did not start vs. Raid (9/30)...Career-high 28 carries and 111 yards in game ball performance at Den (11/18)...Called play and caught subsequent game-winning 50-yard touchdown pass from Harbaugh, in OT victory over Lions (12/2)...Rushed for 100-yards in rematch at Det (12/16), but broke rib and did not suit up for TB (12/23) following week...Tied Bears post-season record with 27 rushing attempts and had his first 100-yard post-season game vs. NO (1/6/91)...Fourth highest rushing output in Chicago post-season history (102 yards)...Completed first pass of career, 22-yards to Ron Morris, against Saints. 1989 — First-team all-NFL by UPI...Rushed for 1,275 yards becoming second Bear to break 1,000 yards in consecutive seasons (Payton)...Honored as NFC Offensive Player of the Month for September gaining 359 yards and four TDs in three games...Ranked second in NFC rushing, fourth in NFL...15 TDs (11 rush, four rec) were third best in league and third highest season total in Bear history...Led Bears in receiving with 50 catches for 434 yards—just eighth player in club history with 50 receptions in a season...Career-high nine receptions vs. Det (12/10)...First non-kicker since Payton in '79 to lead the Bears in scoring (90 points)...Career-high 146 yards on 21 carries

ANDERSON

vs Cin (9/10); 116 on 16 at Det (9/24); 100 on 15 vs. TB (11/19); 119 on 12 vs. GB (12/17)...Two three-TD games: vs. Min (9/17; two rush, one rec) and at TB (10/8; three rushing)...Accumulated 209 total yards (119 rush, 90 rec) vs. GB (12/17)...Accounted for 55.7% of Bears' rushing and 31.8% of total yards...TD runs of 53 and 59 yards...73-yarder (no TD) was longest rush in NFC...Nine games with 100+ all-purpose yards...Surgery on right index finger (1/8/90) and was forced to miss Pro Bowl. **1988** — Gained 1,106 yards to become fifth player in Bear history to rush for 1,000 in season; first (other than Payton) since Gale Sayers in 1967...Selected to Pro Bowl as reserve and led all rushers with 85 yards...Second-team all-NFC by UPI...Had 12 touchdowns (all rushing) to rank second in NFC, seventh in NFL...1,106 yards rushing ranked fourth in NFC, seventh in NFL; 1,477 total yards ranked fourth and sixth respectively...Team's second leading receiver with 39 catches...Four 100-yard games: 123 on 24 atts vs. Mia (9/4), 105 on 20 atts at GB (9/25), 139 on 17 atts vs. GB (11/27) and 122 on 22 atts at Min (12/19)...80-yard run vs. GB for TD was NFL long...Four two-TD games...Accumulated 136 total yards at Wash (11/13) on 16 carries for 86 yards including 50-yard TD run and four catches for 51 yards...Had 100+ all-purpose yards in nine games...Accounted for 47.8% of team's rushing offense (1,106 of 2,319) and 27.8% of team's net offense (1,477 of 5,317). **1987** — First year as starter...Opened at fullback before suffering season-ending sprained right knee vs. Sea (12/20)...Led team in both rushing (586 yards) and receiving (47 for 467)...Had club's only 100-yard rushing effort (first of career) vs. TB (9/20) with 115 yards on 16 carries...38-yard TD run at TB (10/25), also game-winning six-yard TD catch with 1:28 remaining...102 receiving yards including 59-yard TD at GB (11/8)...Had 35 catches in first six union games. **1986** — All-rookie as special teams player by *Pro Football Weekly*...Tops with 19 tackles including 15 solos as coverage "gunner"...Saw spot duty as running back...Made only start at Det (12/15) on Monday night...Rushed for 30 yards and caught two passes for 63 yards, including 58-yard TD, in season finale at Dal (12/21)...Game ball vs. TB (12/7) after season-high 33 yards rushing and four special teams tackles...66-yard TD run called back by penalty...Season-long 23-yarder at Cin (9/28).

COLLEGIATE, PERSONAL: Finished brilliant college career as Florida's all-time leading rusher (3,234 yards) and TDs (32), marks since broken by Dallas' Emmitt Smith...Gained 1,034 yards as senior, second in SEC to Auburn's Bo Jackson...Best games as senior were vs. Tenn. (160 yards) and Miss. St. (134)...First in all-purpose yards (3,785) and 100-yard games (14)...5.1 career rushing average ties for fourth in SEC history...All-American honors as senior; all-SEC honors final three seasons...916-yard junior campaign included 178 yards on 23 carries vs. Tenn...Led team in rushing as sophomore with 835 yards setting UF record for sophomore yards...Emerges as star late in freshman season gaining 403 yards and six TDs in final three games...Rushed for 197 yards and three TDs on 33 carries in first collegiate start vs. Kentucky...All-state at Graceville (FL) High rushing for 1,200 yards and 22 TDs as senior...Won 100-, 220-, and high jump at state track meet...FCA member...Senator in Florida Student Government...Degree in public relations, aspires to own PR firm...Hobbies include basketball, tennis, golf, and racing remote control cars...Finished fourth overall in 1991 Superstars

ANDERSON vs. the NFC CENTRAL

	G	Rush	Yds	Avg	TD	Lg	100+	Rec	Yds	Avg	TD	Lg
Green Bay	11	149	771	5.2	6	80	4	26	327	12.6	5	59
Minnesota	11	170	678	4.0	6	51	1	15	221	14.7	1	34
Tampa Bay	10	120	556	4.6	11	59	2	32	257	8.0	2	21
Detroit	11	134	591	4.4	3	53	2	31	244	7.9	1	50
TOTAL	43	573	2,596	4.5	26	80	9	104	1,049	10.1	9	59
Non-Central	42	584	2,342	4.0	16	50	4	125	1,155	9.2	5	47

ANDERSON

competition. Won weightlifting with 320-lbs overhead press...Devotes considerable amount of time to charitable causes...Involved with United Way in Chicagoland area, "Say No to Drugs" campaign, American Cancer Society, Brian Piccolo Cancer Research, Better Boys Foundation, Misericordia, Lambs Farm, and March of Dimes...Given name Charles Neal Anderson...Single...Resides in Lake Bluff.

Anderson's Pro Stats

	Rushing					Receiving					G-GS
	No	Yds	Avg	Lg	TD	No	Yds	Avg	Lg	TD	
1986	35	146	4.2	23	0	4	80	20.0	58	1	14-1
1987	129	586	4.5	38	3	47	467	9.9	59	3	11-11
1988	249	1106	4.4	80	12	39	371	9.5	36	0	16-16
1989	274	1275	4.7	73	11	50	434	8.7	49	4	16-16
1990	260	1078	4.1	52	10	42	484	11.5	50	3	15-14
1991	210	747	3.5	42	6	47	368	7.8	26	3	13-12
Career	1,157	4,938	4.3	80	42	229	2,204	9.6	59	14	85-70

Also: Returned 4 kicks for 26 yards in 1986; threw 1 incomplete pass in 1988 and 1991.

Playoffs

1986	1	11	11.0	11	0	0	0	0.0	0	0	1-0
1987	Did not play — knee										
1988	28	113	4.0	23	1	6	37	6.2	13	0	2-2
1990	39	121	3.1	13	0	8	65	8.1	31	0	2-2
1991	13	34	2.6	15	0	3	5	1.7	8	0	1-1
Career	81	279	3.4	23	1	17	107	6.3	31	0	6-5

Also: Returned 1 kick for 17 yards in 1986; completed one pass for 22 yards in 1990.

Anderson's Single Game Highs

Rushes: 28 at Den (11/18/90)*
Yards rushing: 146 vs. Cin (9/10/89)
Long rush: 80 vs. GB (11/27/88)
Rushing TDs: 3 at TB (10/8/89)
* Overtime

Receptions: 9 vs. Det (12/10/89)
Yards receiving: 102 at GB (11/8/87)
Long catch: 59 at GB (11/8/87)
Receiving TDs: 2 vs. GB (12/17/89)

1986

DATE	W/L	OPPONENT	RUSHING				RECEIVING			
			NO	YDS	LG	TD	NO	YDS	LG	TD
9/7	W	Cleveland	Did not play							
9/14	W	Philadelphia	Did not play							
9/22	W	@ Green Bay	1	3	3	0	0	0	0	0
9/28	W	@ Cincinnati	6	23	23	0	0	0	0	0
10/5	W	Minnesota	4	8	4	0	0	0	0	0
10/12	W	@ Houston	3	8	8	0	0	0	0	0
10/19	L	@ Minnesota	0	0	0	0	0	0	0	0
10/26	W	Detroit	0	0	0	0	1	9	9	0
11/3	L	LA Rams	1	7	7	0	1	8	8	0
11/9	W	@ Tampa Bay	1	1	1	0	0	0	0	0
11/16	W	@ Atlanta	0	0	0	0	0	0	0	0
11/23	W	Green Bay	0	0	0	0	0	0	0	0
11/30	W	Pittsburgh	3	20	11	0	0	0	0	0
12/7	W	Tampa Bay	5	33	14	0	0	0	0	0
12/15	W	@ Detroit	2	13	9	0	0	0	0	0
12/21	W	@ Dallas	9	30	7	0	2	63	58	1

PLAYOFFS

1/3/87	L	Washington	1	11	11	0	0	0	0	0
--------	---	------------	---	----	----	---	---	---	---	---

ANDERSON

1987

DATE	W/L	OPPONENT	NO	YDS	LG	TD	NO	YDS	LG	TD
9/14	W	NY Giants	13	62	18	0	6	81	47	0
9/20	W	Tampa Bay	16	117	36	1	4	28	11	0
9/27	—	@ Detroit								
10/4	W	@ Philadelphia								
10/11	W	Minnesota								
10/18	L	New Orleans								
10/25	W	@ Tampa Bay	6	52	38	1	7	45	8	1
11/1	W	Kansas City	17	59	18	0	6	66	18	0
11/8	W	@ Green Bay	13	22	8	0	5	102	59	1
11/16	L	@ Denver	11	44	11	0	7	38	10	0
11/22	W	Detroit	13	67	16	1	2	23	12	0
11/29	W	Green Bay	13	32	9	0	1	20	20	1
12/6	W	@ Minnesota	13	75	14	0	1	6	6	0
12/14	L	@ San Francisco	10	47	12	0	6	42	13	0
12/20	L	Seattle	4	9	9	0	2	16	8	0
12/27	W	@ LA Raiders								

Strike (Game cancelled)

Strike

Strike

Strike

Did not play — knee

PLAYOFFS

1/10/88	L	Washington								
---------	---	------------	--	--	--	--	--	--	--	--

Did not play — knee

1988

DATE	W/L	OPPONENT	NO	YDS	LG	TD	NO	YDS	LG	TD
9/4	W	Miami	24	123	15	2	2	17	10	0
9/11	W	@ Indianapolis	19	82	18	0	5	21	9	0
9/18	L	Minnesota	8	12	11	0	5	37	22	0
9/25	W	@ Green Bay	20	105	45	2	2	16	9	0
10/2	W	Buffalo	15	24	5	0	1	3	3	0
10/9	W	@ Detroit	14	70	18	0	2	20	12	0
10/16	W	Dallas	9	51	22	0	5	52	16	0
10/24	W	San Francisco	16	62	13	0	3	40	32	0
10/30	L	@ New England	18	87	30	0	2	33	26	0
11/6	W	Tampa Bay	7	7	6	1	2	33	21	0
11/13	W	@ Washington	16	85	50	1	4	51	36	0
11/20	W	@ Tampa Bay	19	66	17	2	1	17	17	0
11/27	W	Green Bay	17	139	80	2	0	0	0	0
12/5	L	@ LA Rams	14	48	9	0	2	17	9	0
12/11	W	Detroit	11	23	5	0	2	5	5	0
12/19	L	@ Minnesota	22	122	51	1	1	9	9	0

PLAYOFFS

12/31	W	Philadelphia	14	54	23	1	1	6	6	0
1/8/89	L	San Francisco	14	59	16	0	5	31	13	0

1989

DATE	W/L	OPPONENT	NO	YDS	LG	TD	NO	YDS	LG	TD
9/10	W	Cincinnati	21	146	35	0	0	0	0	0
9/17	W	Minnesota	23	97	13	2	3	58	24	1
9/24	W	@ Detroit	16	116	53	1	3	18	9	0
10/2	W	Philadelphia	23	85	9	1	1	3	3	0
10/8	L	@ Tampa Bay	17	86	15	3	6	30	12	0
10/15	L	Houston	23	69	20	1	6	51	12	1
10/23	L	@ Cleveland	15	69	24	0	1	31	31	0

ANDERSON

10/29	W	LA Rams	22	80	18	0	1	11	11	0
11/5	L	@ Green Bay	15	58	18	0	0	0	0	0
11/12	W	@ Pittsburgh	17	64	13	1	2	7	4	0
11/19	L	Tampa Bay	15	100	59	1	6	48	15	0
11/26	L	@ Washington	13	27	6	0	2	13	9	0
12/3	L	@ Minnesota	17	76	10	0	2	12	7	0
12/10	L	Detroit	12	42	10	1	9	58	15	0
12/17	L	Green Bay	12	119	73	0	6	90	49	2
12/24	L	@ San Francisco	13	41	19	0	2	4	3	0

1990

DATE	W/L	OPPONENT	NO	RUSHING			NO	RECEIVING		
				YDS	LG	TD		YDS	LG	TD
9/9	W	Seattle	20	101	17	2	5	42	36	0
9/16	W	@ Green Bay	21	71	29	1	4	35	16	1
9/23	W	Minnesota	23	91	10	1	1	-4	-4	0
9/30	L	@ LA Raiders	6	26	8	0	1	6	6	0
10/7	W	Green Bay	21	141	52	1	1	29	29	0
10/14	W	LA Rams	14	63	15	1	4	69	32	1
10/28	W	@ Phoenix	20	74	19	2	3	55	41	0
11/4	W	@ Tampa Bay	17	59	11	1	5	48	14	0
11/11	W	Atlanta	14	22	8	1	1	14	14	0
11/18	W	@ Denver	28	111	11	0	2	28	24	0
11/25	L	@ Minnesota	17	48	12	0	7	57	34	0
12/2	W	Detroit	15	47	15	0	3	66	50	1
12/9	L	@ Washington	11	57	33	0	2	30	19	0
12/16	L	@ Detroit	22	100	14	0	2	10	15	0
12/23	W	Tampa Bay	Did not play — ribs							
12/29	L	Kansas City	11	68	25	0	1	-1	-1	0

PLAYOFFS

1/6/91	W	New Orleans	27	102	28	0	4	42	31	0
1/13	L	@ NY Giants	12	19	9	0	4	23	12	0

1991

DATE	W/L	OPPONENT	NO	RUSHING			NO	RECEIVING		
				YDS	LG	TD		YDS	LG	TD
9/1	W	Minnesota	23	58	8	0	6	46	22	0
9/8	W	@ Tampa Bay	17	35	13	1	1	8	8	1
9/15	W	NY Giants	8	57	42	1	3	27	16	0
9/23	W	NY Jets	19	76	13	0	4	20	11	1
9/29	L	@ Buffalo	19	54	22	1	5	63	24	0
10/6	L	Washington	18	73	16	1	2	15	9	0
10/17	W	@ Green Bay	16	81	27	0	6	35	16	0
10/27	W	@ New Orleans	12	53	14	0	2	17	11	0
11/3	W	Detroit	16	68	20	0	2	16	10	0
11/11	W	@ Minnesota	20	91	24	2	0	0	0	0
11/17	W	@ Indianapolis	Inactive — hamstring							
11/24	L	Miami	21	43	6	0	5	17	12	0
11/28	L	@ Detroit	13	45	9	0	5	28	8	0
12/8	W	Green Bay	Inactive — hamstring							
12/14	W	Tampa Bay	Inactive — hamstring							
12/23	L	@ San Francisco	8	13	6	0	6	76	26	1

PLAYOFFS

12/29	L	Dallas	13	34	15	0	3	5	8	0
-------	---	--------	----	----	----	---	---	---	---	---

ARMSTRONG



93

Defensive End
Fourth Year
Florida

6'4", 275 lbs.
Oct. 5, 1965
D1-89

Trace ARMSTRONG

PRO CAREER: Sixteen-and-a-half sacks in three years...Moved from end to tackle in nickel situations during 1991 season...All-rookie in 1989.

1991 SEASON: Tied career-high with 11 stops vs. NYG (9/15) and earned game ball as part of field goal block team...Credited for half-sack at TB (9/8)...Strained ligaments in right knee in overtime period vs. NYJ (9/23) after making nine tackles including career-high five solos...Placed on IR (9/25) and missed four games in five weeks before returning vs. Det (11/3) where he contributed three stops...Ten tackles, five solo, in rematch vs. Lions (11/28)...Earned first full sack of season vs. GB (12/8) and game ball in shutout vs TB (12/14). **Games played-started:** 12-12

PREVIOUS SEASONS: 1990 — NFC Defensive Player of the Month in September (25 tackles, five sacks, two forced fumbles, one fumble recovery, one pass defended)...Game balls for two-sack games vs. Sea (9/9), and at GB (9/16)...Tied career-high 11 tackles vs. Min (9/23)...Recorded one sack in five of six games from Oct. 28 to Dec. 2...Spent night in hospital receiving intravenous fluids before Lions game (12/16), but played entire game and led team with eight tackles...Sack and blocked field goal attempt in playoff game against Saints...Second to Dent on team in sacks (10) and fifth with 82 tackles. **1989** — Moved into vacant LE position in pre-season and became starter...Placed third on team with five sacks for 17 yards...80 tackles were sixth best...Severely sprained ankle at TB (10/8), but missed just one game...Earned game ball at Det (9/24) for seven tackles, one pass defended, and first NFL sack...Moved to DT in nickel situations for last half of season...Recorded season-high 11 tackles in rematch vs. TB (11/19)...Eight tackles, sack, and forced fumble at Wash (11/26)...Winner of Brian Piccolo Award for courage, loyalty, teamwork, dedication, and sense of humor.

COLLEGIATE, PERSONAL: Played final season for Florida after transferring from Arizona State...Granted immediate eligibility after NCAA waived its transfer rule in unusual academic status case from high school...First-team all-America honors from *Sporting News*; second-team from *Football News*...Starting left tackle as senior, recording 59 tackles, school-record 19 tackles-for-loss, and seven sacks as first-team all-SEC choice...Arthroscopic left knee surgery after Vanderbilt game in which he had seven solos, two tackles-for-loss, a fumble recovery, sack and deflected pass...Returned for next game vs. Auburn and responded with six tackles, sack, tackle-for-loss, and pass deflection...Missed All-American Bowl vs. Illinois while recovering from second minor knee scope...Started 10 games as junior for ASU and led Sun Devils with seven sacks and 10 tackles-for-loss...Best outing was six tackles and three sacks vs. UTEP...46 total tackles led defensive line...Played in eight games (two starts) as sophomore...Finished with 26 tackles (17 solos), a sack and a pair of tackles-for-loss...Appeared in 10 games, starting three, as freshman...Had 32 tackles, with season-best five stops vs. Cal. in first collegiate

start...Received redshirt status for '84 season...Lettered three years as outside linebacker/defensive end at John Carroll High...All-state and *Birmingham News*' Top 12 players in Alabama...Hobbies include hunting, video games, golf and reading...Winner of 1989 Piccolo Award, voted on by Bear teammates after season...Board member of Piccolo Foundation...Supporter of the Chicago Historical Society...Spokesperson for the Les Turner Amiotrophic Lateral Sclerosis Foundation (ALS)...Youngest member ever to serve on NFLPA six-member executive committee...Psychology degree...Given name Raymond Lester Armstrong...Married (Tami)...Resides in Northbrook.

Armstrong's Pro Stats

	Int-Yds	Tkls-Solo	Force Fum	Fum Rec	Pass Def	Sack-Yds	G-GS
1989	0-0	80-37	1	1	1	5-17	15-14
1990	0-0	82-33	2	2	4	10-59	16-16
1991	0-0	56-26	0	0	0	1-5-8	12-12
Career	0-0	218-96	3	3	5	16.5-84	43-42
Playoffs							
1990	0-0	8-3	0	0	0	2-19	2-2
1991	0-0	0-0	0	0	0	0-0	1-1
Career	0-0	8-3	0	0	0	2-19	3-3

Armstrong's Single Game Highs

Tackles: 11 vs. TB (11/19/89); vs. Min (9/23/90); vs. NYG (9/15/91)

Solo: 5 (7 times) Last: at Det. (11/28/91)

Sacks: 2 vs. Sea (9/9/90); at GB (9/16/90)

THE OPPONENT KNOWS

In the NFL, when a team scores less than 18 points, it wins approximately 23% of its games. However, against the Bears, 17 points doesn't approach that winning percentage. Since Mike Ditka became head coach in 1982, the opponents have scored 0-17 points in 99 games and has won just seven (7%). Offensively the Bears are also well ahead of the 23% league mark, having won 28 of the 70 games (40%). The following chart shows the Bears record under Ditka at various point levels.

Bears' points	Bears record (pct.)	Opp.'s points	Bears record (pct.)
0 - 17	28 - 42 (.400)	0 - 17	91 - 8 (.919)
18 - 27	47 - 8 (.855)	18 - 27	13 - 23 (.361)
28 - plus	32 - 7 (.811)	28 - plus	3 - 26 (.103)
Total	107 - 57 (.652)	Total	107 - 57 (.652)

BACKES



98

tom BACKES

Offensive Line
First Year

Oklahoma

6'4", 273 lbs.

Mar. 19, 1968
D10-91

PRO CAREER: Spent 1991 on Bears practice team...Played part of WFLA season for Montreal Machine as defensive lineman during spring 1992.

1991 SEASON: Drafted as defensive lineman, but also played offensive line during training camp...Returned to defensive line, and spent entire year on practice squad. **Games played-started:** 0-0

COLLEGIATE, PERSONAL: Started final two seasons at left defensive tackle after playing a reserve role his first two years...Started first nine games as senior before suffering knee injury and missing the final two games...Finished with 26 tackles (11 solo), two sacks, and four stops-for-loss...Five tackles and two sacks in season opener vs. UCLA...Season-high seven tackles in 31-17 win over Pittsburgh...Missed final four games in junior campaign after suffering right knee sprain against Iowa State...Finished season with 33 tackles and five sacks...Best collegiate game was vs. Texas: 10 tackles (six solo), two sacks, and a blocked kick...As sophomore totaled 35 tackles, three sacks and four stops for losses in reserve role...Six tackles and sack in win over USC...Saw limited action as freshman...Two sacks and three tackles in 65-0 win over Tulsa; just four tackles in remainder of season...Redshirted in 1986...Tight end and linebacker at Coronado High School in El Paso...Rated one of country's top 100 prospects as senior...Communications major...Given name Tom Backes...Single...Resides in Lake Bluff.

TEXAS TIES

Twenty players from the Bears' 90-man roster attended high school in the state of Texas. Houston's Worthing High is the only school to produce two current Bears, having graduated both **Mike Singletary** and **Lemuel Stinson**. Other veterans: **Tom Backes** (Coronado), **Maury Buford** (Mount Pleasant), **Dennis Gentry** (Dunbar), **Dante Jones** (Skyline), **Darren Lewis** (Carter), **Steve McMichael** (Freer), **Ron Morris** (Cooper), **John Roper** (Yates), and **Eric Wright** (Pittsburg). **Mark Berry** (Hillcrest) and **Chris Wilson** (Richardson) are the only 1992 draftees, but seven free agents hail from Texas: **Kelly Blackwell** (Richland), **Mark Bounds** (Stamford), **Charles Boyce** (DeSoto), **Jeff Ireland** (Cooper), **Darron Johnson** (Lanier), **Eric Johnson** (Hooks) and **Alex Rankin** (Nixon).

All but two of those 20 continued onto college in Texas -- Backes and Wilson both headed north to Oklahoma. Three Bears prepped in other states before spending their college years in the Lone Star State: **Jerry Fontenot** (high school in Louisiana, college at Texas A & M), **Stan Thomas** (California, University of Texas), **John Brown III** (Kansas, Houston).



62

Guard
Tenth Year
Iowa6'6", 280 lbs.
Feb. 12, 1961
D8-83

mark BORTZ

PRO CAREER: String of 72 straight starts snapped in '91...Starter since 1984...Came out of college as defensive tackle, but projected as offensive lineman by Bears' VP Personnel Bill Tobin...Voted to Pro Bowl in '91 after being an alternate in '89 and '90.

1991 SEASON: Started just nine games due to back and leg injuries...Injured back in practice after season opener, and was inactive at TB (9/8) which snapped string of 72 consecutive starts...Returned to starting line-up following week (9/15) and earned game ball for effort on special teams in blocking Giants field goal attempt in final minute...Pulled abdominal muscle in first quarter at Min (11/11) and missed the remainder of the season, being listed inactive each game...Returned to practice prior to season finale and started in playoff game vs. Dal (12/29) but rotated by series with Fontenot. **Games played-started:** 9-9

PREVIOUS SEASONS: **1990** — Started all 16 games extending start streak to 71 straight—longest on team...Member of offensive line named NFC Offensive Player of the Week for 223-yard rushing performance at Phx (10/28)...Game ball vs. Min (9/23)...Left Denver game (11/18) in first quarter after suffering mild concussion...Left Tampa game (12/23) in third quarter with pinched nerve in neck...Off-season surgery on left shoulder by Dr. Michael Schafer (1/31) prevented him from playing in Pro Bowl. **1989** — Game ball for role in no-sack and 164-yard rushing performance vs. Min (9/17)...Selected as Pro Bowl alternate for second straight year. **1988** — Played in first Pro Bowl of career as first alternate...Started all 16 games...Replaced in first quarter at Min (12/19) after suffering thigh bruise. **1987** — Started all 12 union games. **1986** — Started 15 games, missing game vs. Min (10/5) with strained knee...Caught deflected pass for eight yards vs. Det (10/26)...Game ball vs. TB (12/7) after team had season-high 245 yards rushing. **1985** — Started all 19 games. **1984** — Missed game vs. Min (10/28), with sprained ankle. **1983** — Played in all 16 games as back-up.

COLLEGIATE, PERSONAL: All-Big Ten defensive tackle at Iowa...Career: 231 tackles, 126 solos, eight pass deflections, six fumbles recovered, forced fumble, and blocked kick...Several all-America teams as senior...All-state in football and basketball as prep at Pardeeville High (Wisconsin), just 30 miles north of Madison...Active outdoorsman who enjoys hunting and fishing...Grew up in Pardeeville with eight brothers and sisters...Owns home on lake in Wisconsin...General studies major...Given name Mark Steven Bortz...Married (Liza)...Two sons (Benjamin and Simon)...Resides in Libertyville.

Bortz' Pro Stats

Games-Starts: 131-115 — 1983 (16-0); 1984 (15-15); 1985 (16-16); 1986 (15-15); 1987 (12-12); 1988 (16-16); 1989 (16-16); 1990 (16-16); 1991 (9-9)

Also: Caught 1 pass for 8 yards in 1986.

Playoffs: 12-12 — 1984 (2-2); 1985 (3-3); 1986 (1-1); 1987 (1-1); 1988 (2-2); 1990 (2-2); 1991 (1-1)

BUFORD



8

Punter
Tenth Year
Texas Tech
6'0", 198 lbs.
Feb. 18, 1960
FA-89

maury BUFORD

PRO CAREER: Fifth in Bear history with 40.9 average...Sixth among active NFL punters with 577 boots and eighth with 4.14-yard average...Has placed 23.3% of punts (133 of 577) inside 20-yard line.

1991 SEASON: Booted at least one 50-yarder in 11 of 16 games...Four 50-yard punts including season-long 64-yarder at NO (10/27) while averaging season-high 49.3 on six punts...Had punt blocked vs. Mia (11/28) after errant snap...Fifth career block tied club record for most punts blocked in a career...Had 41 punts in first half of season, just 28 in last eight games...Only punt attempt in playoff game vs. Dal (12/29) was blocked...Also completed 15-yard pass to Rivera for first down off fake punt vs. Dallas. **Games played:** 16

PREVIOUS SEASONS: **1990** — Second in NFC with 22 punts in-20...Three punts in-20 vs. Sea (9/9)...Season-long 59-yarder vs. GB (10/7)...Game ball at Den(11/18) after placing both OT punts inside 10-yard line...Eight punts in three games; at Raid (35.6 avg.), at Den (44.8 avg.), vs. Det (34.8 avg.)...Had punts blocked vs. GB (10/7) and vs. Atl (11/11) and deflected at Raid (9/30) and at Det (12/16). **1989** — Joined club after being waived by GB in first week of training camp...Career-high 21 kicks in-the-20 tied for second best in NFC...Four punts in-the-20 vs. Phil (10/2)...Tied for seventh in NFC with 33.4 net average...Game ball vs. LA Rams (10/29) with season-high eight punts, 361 yards, and 45.1 avg...Kicked season-long 60-yarder at TB (10/8)...Just 30 of 72 punts were returned...FG holder when Tomczak injured ribs vs. Det (12/10). **1988** — Signed with Denver as a free agent (7/22)...Waived by the Broncos in August and signed with Atlanta...Waived by Falcons and signed with Giants when Sean Landeta was injured in season opener...Finished third in the NFC with a 41.3 yard gross average on 75 punts...Ninth in the NFL depositing 13 punts in the 20. **1987** — Released by the Bears (9/7) and sat out entire '87 season. **1986** — Only 23 of 69 punts were returned—lowest percentage in NFL. **1985** — Averaged 50+ yards in three games...Best outings included four punts vs. Colts (12/8) with two landing inside 5-yard line and one traveling 64 yards; 54.6 yard average on five punts vs. GB (10/21)...Longest punt as a Bear was 69-yard boot at TB (10/6)...Obtained by Bears in exchange for 12th round selection in 1986 draft. **1984** — Top punter in Charger history with 42.7 average before being traded. **1983** — Third in NFL with 41.3 average. **1982** — Second longest kick in AFC and career-long 71-yarder vs. Den (9/12)...San Diego's eighth round choice (215th player) in 1982 draft.

COLLEGIATE, PERSONAL: Ranked fifth in NCAA as senior with 44.8 yard average...Played in Blue-Gray and Senior Bowl games...Averaged 43.2 yards on 293 punts at Texas Tech...All-SWC choice in '81...Led nation in punting with 44.1-yard average in '78 becoming first freshman to do so in 35 years...Academic all-American in '79...Football, baseball, and track standout at Mount Pleasant (TX) High...Hobbies include golf and reading history books...Works closely with Special

Olympics, Children's Memorial Hospital, and Crime Stoppers...Business administration and marketing degree...Given name Maury Anthony Buford...Married (Dana)...Son (Bryce) and daughter (Callie Marie)...Lives in Green Oaks.

Buford's Pro Stats

	No	Yds	Avg	TB	In 20	Lg	Blk	Net Avg	G
1982 Chargers	21	868	41.3	3	5	71	2	31.4	16
1983 Chargers	63	2,763	43.9	8	13	60	0	36.6	16
1984 Chargers	66	2,773	42.0	3	11	60	0	35.0	16
1985 Bears	68	2,870	42.2	14	18	69	1	34.6	16
1986 Bears	69	2,850	41.3	9	20	59	1	36.9	16
1987	Did not play								
1988 Giants	73	3,012	41.3	10	12	56	2	33.5	15
1989 Bears	72	2,844	39.5	9	21	60	0	33.4	16
1990 Bears	76	3,073	40.4	7	22	59	2	33.5	16
1991 Bears	69	2,814	40.8	8	13	64	1	35.0	16
Career	577	23,867	41.4	71	135	71	9	34.6	143

Also: 1 incomplete pass in 1983; 5-yard completion in 1985; (-13)-yard rush in 1986; 6-yard rush in 1989; (-9)-yard rush in 1990.

Playoffs	No	Yds	Avg	TB	In 20	Lg	Blk	Net Avg	G
1982 Chargers	5	213	42.6	1	2	50	0	35.4	2
1985 Bears	20	760	38.0	2	4	55	0	33.8	3
1986 Bears	5	203	40.6	0	0	49	0	36.2	1
1990 Bears	4	139	38.7	3	7	55	0	16.0	2
1991 Bears	0	0	0.0	0	0	0	1	0.0	1
Career	34	1,315	38.7	6	13	55	1	34.1	9

Also: 15-yard completion in 1991.

Buford's Single Game Highs

Longest: 71 yards vs. Den (9/12/82)
Avg: 54.6 yards vs. GB (10/21/85)

Most: 9 vs. Raiders (12/1/83)
Yards: 388 vs. Raiders (12/1/83)

PUNTERS UNDER DITKA

The Bears have employed nine different punters in the 10 years since Mike Ditka became the Bears head coach in 1982. However, four NFL teams have used more punters: Seattle (11) and Washington, Atlanta, and Philadelphia (10 each).

Season	Punter	Punts	Gross Avg.	In-20
1982	Bob Parsons	58	41.3	9
	Jim McMahon	1	59.0	0
1983	Bob Parsons	79	36.9	22
	Ray Stachowicz	14	31.9	0
1984	Dave Finzer	83	40.1	26
1985	Maury Buford	68	42.2	18
1986	Maury Buford	69	41.3	19
1987	Bryan Wagner	36	40.6	9
	Kevin Brown	18	41.2	4
	Tom Barnhardt	6	39.3	2
1988	Bryan Wagner	79	41.5	18
1989	Maury Buford	72	39.5	21
1990	Maury Buford	76	40.4	22
1991	Maury Buford	69	40.8	13



6

kevin BUTLER

Kicker
Eighth Year
Georgia
6'1", 190 lbs.
Jul. 24, 1962
D4-85

PRO CAREER: NFL record holder for Most Consecutive Field Goals with 24...Holds 16 club records: points, season (144 in 1985); FG, career (153); FG, season (31 in 1985); FG attempts, season (41 in 1986); consecutive FG, lifetime (24 in 1988-89); consecutive FG, games (13 in 1985-86 and 1990); FG pct., lifetime (72.5); FG pct., season (81.6 in both 1988 & 1989); 50-yard FG, career (8); 50-yard FG, season (4); extra point attempts (272); extra points (263); post-season points, career (63); post-season FG, career (15); post-season FG, game (3); and post-season FG, long (46 yards)...Second in Bears history with 722 points, just 28 behind Walter Payton's 750...Has connected on nine of 12 FG attempts with less than a minute remaining or in overtime. After two misses, the Bears won in OT on a Butler field goal; the third miss was a 50-yarder in the snow.

1991 SEASON: Became Bears all-time PAT leader at Min (11/11) connecting on all four attempts. Also hit eighth career 50-yard field goal which extended his own club record...Connected on both field goal attempts in playoff game vs. Dal...Had eight two-field goal regular season games...Injured hip vs. Det (11/3) while making a tackle on a kickoff...Kicked off left-footed at Min (11/11) in second half...Relieved of kickoff duties at Det (11/28) when Gardocki was activated, and did not kickoff the remainder of the year...Missed only game-winning attempt this season when 50-yard FG fell short vs. Mia (11/24) in the wind and snow...Missed one of four PATs in consecutive games vs. GB (12/8) and vs. TB (12/14). **Games played:** 16

PREVIOUS SEASONS: 1990 — Attempted field goal in every game, making at least one in 15 of 16 games tying club record (his own) with one in 13 straight games...Second in NFC with 114 points...Game balls vs. Min (9/23) and vs. GB (10/7) for two 50-yard FGs in each game. Only seven other NFL kickers have ever booted four 50-yarders in a single season...51-yard FG vs. Min came with 0:04 remaining and gave Bears 19-16 win...Kicked game-winning 44-yarder in overtime at Den (11/18) after hitting left upright on 41-yarder in final seconds of regulation...Had 36-yard attempt blocked vs. Min (9/23) and 40-yarder by TB (11/4)...Suffered separated shoulder lat Det (12/16) later in game while making tackle on kickoff...Made three of four field goal attempts in post-season. 1989 — Set NFL record for Most Consecutive Field Goals with a 33-yard kick at Min (12/3) giving him 24 straight. Streak lasted from 10/16/88-12/3/89 and ended with a blocked 44-yard attempt in same game which also snapped string of 18 straight road FGs...Career-high 17 points at Det (9/24) with four FGs and five PATs...Season-long 46-yarder and game ball (eight points and 100th lifetime field goal) vs. LA Rams (10/29)...Did not attempt a field goal in six games including four straight: 10/2-10/23. 1988 — Led club with 82 points on 15 of 19 field goal attempts...Longest boot was 46-yarder in first half of playoff game vs. Eagles (12/31)...Season-high 10 points at Wash (11/13) on two FGs and four PATs. 1987 — Finished the season with streak of 19 consecutive field goals inside 40-yard line after making all 16 during season...Tied career-long by kicking a 52-yarder in each Packer game...Kick at GB (11/8) from

52 yards was final play of game in 26-24 win...Had three other field goals at GB in 14-point effort...Successful on 13 straight kicks (11/16 to 12/6). **1986** — Led NFC in scoring for second straight season with 120 points by converting 28 of 41 FGs and 36 of 37 PATs...Set Bear mark with 18 consecutive FGs (9/14-11/16)...Broke George Blanda's team record by kicking at least one FG in 13 straight games (11/10/85-10/12/86)...Kicked game winning field goals in OT vs. Eagles (9/14) and Steelers (11/30) from 23 and 42 yards, respectively...His 22-yarder at Det (12/15) with 0:04 remaining gave the Bears a 16-13 win...12 of 13 misses came in three games (four vs. Phil, three at Atl., three vs. Pit, two vs. Clev.)...Five touchbacks at TB (11/9). **1985** — Set NFL record for rookie by scoring 144 points breaking Gale Sayers' 1965 mark of 132...Hit 31 of 38 FGs and all 51 PATs while earning all-rookie honors...Converted 28 of 29 kicks inside 40...Kicked four FGs in three games...Game ball after 14-points at SF (10/13) and after 4-for-4 effort against Jets (12/14)...Longest pro attempt was 63-yarder in season opener (9/8) which fell short...Made all three field goal attempts in Super Bowl XX.

COLLEGIATE, PERSONAL: Consensus all-America at Georgia final two seasons...Made 77 of 98 FGs including 23 of 28 as senior...Set NCAA record for most games with two-or-more FGs (27)...Set SEC career records for points (353), points by kicker (353), FG attempts (98), FGs (77), and longest FG (60 yards vs. Clemson, 1984)...Three-time all-SEC choice and one of only five kickers in NCAA history to kick over 50 FGs and have accuracy mark of 75% or better (79%)...Only 50 of 184 kickoffs were returnable...Special teams captain as junior and senior...19 FGs as freshman were SEC record...All-state kicker at Redan High in Georgia (same school as Bear punter/kicker Chris Gardocki) where he kicked six FGs over 50 yards...Also played soccer and defensive back in football...Involved with local heart association...Hobbies include golf and spending time with his children...Given name Kevin Gregory Butler...Married (Cathy)...Daughters (Katie Scarlett and Kelly Savannah) and son (Drew)...Resides in Hawthorn Woods.

Butler's Pro Stats

	1-19	20-29	30-39	40-49	50+	FGs	Pct	Avg FG	Avg FGA	PATs	Pts
1985	2-2	13-13	13-14	3-6	0-3	31-38	81.8	29.8	33.1	51-51	144
1986	1-1	11-14	9-12	6-8	1-6	28-41	68.3	31.8	35.1	36-37	120
1987	0-0	11-11	5-5	1-6	2-6	19-28	67.8	31.3	36.9	28-30	85
1988	1-1	4-4	7-8	3-6	0-0	15-19	78.9	31.9	33.8	37-38	82
1989	0-0	6-6	6-7	3-5	0-1	15-19	78.9	32.1	34.5	43-45	88
1990	1-1	8-8	5-8	8-13	4-7	26-37	70.1	35.7	37.8	36-37	114
1991	1-1	9-11	3-5	5-9	1-3	19-29	65.5	31.4	34.3	32-34	89
Career	6-6	62-67	48-59	29-53	8-26	153-211	72.5	32.0	35.2	263-272	722
	(100.0)	(92.5)	(81.4)	(54.7)	(30.8)	(72.5)				(96.7)	

Kickoffs-Touchbacks: 487-69 — 1985 (96-18); 1986 (83-18); 1987 (37-10); 1988 (65-9); 1989 (76-5); 1990 (79-5); 1991 (51-4)

Games played: 108 — 1985 (16); 1986 (16); 1987 (12); 1988 (16); 1989 (16); 1990 (16); 1991 (16)

Playoffs

	0-0	3-4	1-2	0-1	0-0	4-7	57.1	27.5	31.9	11-11	23
1985	0-0	1-1	0-0	1-2	0-0	2-3	67.7	32.0	37.7	1-1	7
1987	0-0	1-1	0-0	0-1	0-0	1-2	50.0	25.0	36.5	2-2	5
1988	0-0	2-2	0-1	1-1	0-1	3-5	60.0	32.7	36.4	2-2	11
1990	1-1	2-2	1-2	0-0	0-0	4-5	80.0	23.8	26.2	1-1	13
1991	1-1	0-0	0-0	1-1	0-0	2-2	100.0	31.0	31.0	1-1	7
Career	2-2	9-10	2-5	3-6	0-1	16-24	66.7	28.4	32.7	18-18	66

Games played: 10 — 1985 (3); 1986 (1); 1987 (1); 1988 (2); 1990 (2); 1991 (1)

Butler's Single Game Highs

FG Attempts: 6 (3 times) Last: at GB (11/8/87)

Points: 17 at Det (9/24/89)

Field Goals: 4 (6 times) Last: vs. Min (9/23/90)

Long: 52 (4 times) Last: vs. Min (9/23/90)

BUTLER

The Butler Breakdown (regular season)

	G	1-19	20-29	30-39	40-49	50+	FGs	Pct	PATs	Pts
Home	54	4-4	28-31	16-22	12-25	5-17	65-99	65.7	144-148	339
Road	54	2-2	25-34	32-37	17-28	3-8	88-112	78.6	120-125	384
Artificial	46	3-3	34-35	24-30	15-23	2-15	78-106	73.6	126-128	360
Grass	62	3-3	28-32	24-29	14-30	6-10	75-103	72.8	138-145	363
Indoors	17	1-1	15-15	9-13	7-10	1-5	33-44	75.0	41-42	140
Outdoors	91	5-5	47-52	39-46	22-43	7-21	120-167	71.9	223-231	583
Sept — home	16	1-1	11-12	3-6	5-10	2-9	22-38	57.9	44-45	110
road	10	1-1	7-7	5-7	4-5	1-1	18-21	85.7	30-31	84
Oct — home	13	1-1	7-7	2-2	3-4	2-2	15-16	93.8	32-33	77
road	12	0-0	4-4	8-9	1-3	0-1	13-17	76.5	28-29	67
Nov — home	14	1-1	7-9	9-9	2-4	1-5	20-28	71.4	37-37	97
road	17	0-0	13-15	9-12	9-14	2-3	33-44	75.0	38-40	137
Dec — home	11	1-1	3-3	2-4	2-6	0-1	8-15	53.3	31-35	55
road	15	1-1	10-10	10-10	3-6	0-4	24-31	77.4	24-25	96

Butler vs. the NFC Central

Opponent	Site	Games	Field Goals	PATs	Points	Long
Minnesota	Soldier Field	6	11-13	13-13	46	51, 52
	Metrodome	7	14-19	16-17	58	45, 50
	TOTAL	13	25-32 (78.1)	29-30	104	
Tampa Bay	Soldier Field	7	4-10	27-28	39	43, 46
	Tampa	7	9-12	21-23	48	43
	TOTAL	14	13-22 (59.1)	48-51	87	
Green Bay	Soldier Field	7	6-8	17-18	35	50, 51, 52
	Lambeau	7	12-15	15-15	51	52, 52
	TOTAL	14	18-23 (78.3)	32-33	86	
Detroit	Soldier Field	7	12-17	15-15	51	37, 39
	Silverdome	6	13-17	16-16	55	37, 41
	TOTAL	13	25-34 (73.5)	31-31	106	
NFC Central Totals		54	81-111 (73.0)	140-145	383	52 (4 times)
Non-NFC Central Totals		54	72-100 (72.0)	123-127	339	47

1985

	Pts	FG Made	Miss	PAT
TB	8	38	63s, 45wr	5-5
NE	8	21, 28	---	2-2
@ Min	15	24, 19, 34, 31	34wl, 45wl	3-3
Wash	9	28	---	6-6
@ TB	9	30, 30	---	3-3
@ SF	14	34, 38, 27, 29	---	2-2
GB	3	---	---	3-3
Min	9	40, 29	---	3-3
@ GB	2	---	---	2-2
Det	6	39	43wr	3-3
@ Dal	14	44, 46, 22	---	5-5
Atl	10	35, 32	---	4-4
@ Mia	6	30	---	3-3
Ind	5	20	---	2-2
@ NYJ	13	18, 31, 37, 21	---	1-1
@ Det	13	25, 24, 21	51wr, 50wr	4-4
Playoffs				
NYG	3	---	26wl, 49s, 38wl	3-3
Rams	6	34	---	3-3
NE	14	28, 24, 24	---	5-5

1986

	Pts	FG Made	Miss	PAT
Clev	11	47, 19	54wr, 50b	5-5
Phil	7	23, 23	38wr, 46wr, 37wr, 55s	1-1
@ GB	11	34, 52, 27	---	2-2
@ Cin	8	41	---	5-6
Min	11	24, 42, 32	---	2-2
@ Hou	8	31, 27	---	2-2
@ Min	1	---	---	1-1
Det	7	29, 27	---	1-1
Rams	5	30	---	2-2
@ TB	11	25, 23, 22	---	2-2
@ Atl	7	32, 44	28wr, 25wl, 35wl	1-1
GB	4	32	46wl	1-1
Pit	7	39, 42	52s, 53b, 29wl	1-1
TB	6	---	---	6-6
@ Det	10	41, 32, 22	---	1-1
@ Dal	6	31	---	3-3
Playoffs				
Wash	7	23, 41	49wl	1-1

1987	Pts	FG Made	Miss	PAT
NYG	10	25, 24	---	4-4
TB	2	---	50s, 55s	2-2
@ Det		Cancelled due to strike		
@ Phil		Strike		
Min		Strike		
NO		Strike		
@ TB	3	---	47wr	3-4
KC	7	27	52wl	4-4
@ GB	14	27, 29, 24, 52	47wr, 48s	2-2
@ Den	5	42	---	2-3
Det	12	31, 37, 29	---	3-3
GB	11	21, 27, 52	---	2-2
@ Min	12	23, 26, 30	---	3-3
@ SF	0	---	40wl	0-0
Sea	3	---	53s, 48b	3-3
@ Raid	6	38, 30	---	0-0
Playoffs				
Wash	5	25	48s	2-2

1990	Pts	FG Made	Miss	PAT
Sea	5	47	57s	2-2
@ GB	7	41	---	4-4
Min	13	23, 51, 32, 52	36b	1-1
@ Raid	4	22	---	1-1
GB	8	50, 51	32wl	2-2
Rams	8	27	---	5-5
@ Phx	7	33	---	4-4
@ TB	8	30, 22	51wr, 40b	2-3
Atl	6	21	---	3-3
@ Den	10	37, 32, 44	41wl	1-1
@ Min	7	40, 43	41wl	1-1
Det	6	19	35wr	3-3
@ Wash	9	29, 23, 46	46wl	0-0
@ Det	3	---	50wr	3-3
TB	9	46, 43	42wl	3-3
KC	4	24	---	1-1
Playoffs				
NO	10	19, 22, 21	36s	1-1
@ NYG	3	33	---	0-0

1988	Pts	FG Made	Miss	PAT
Mia	4	---	40wr, 44wl	4-5
@ Ind	5	40	37wr	2-2
Min	1	---	---	1-1
@ GB	6	35	---	3-3
Buf	6	22	---	3-3
@ Det	6	37	---	3-3
Dal	5	21	42wl	2-2
SF	4	18	---	1-1
@ NE	1	---	---	1-1
TB	4	---	---	4-4
@ Wash	10	32, 24	---	4-4
@ TB	9	36, 43	---	3-3
GB	2	---	---	2-2
@ Rams	3	39	---	0-0
Det	7	35, 32	---	1-1
@ Min	9	20, 45	---	3-3
Playoffs				
Phil	8	46, 27	51s, 33wr	2-2
SF	3	25	---	0-0

1991	Pts	FG Made	Miss	PAT
Min	4	22	27wl	1-1
@ TB	3	---	---	3-3
NYG	8	46, 20	---	2-2
NYJ	7	33, 44	45s	1-1
@ Buf	8	28, 42	---	2-2
Wash	1	---	---	1-1
@ GB	4	22	46wr	1-1
@ NO	8	34, 48	51wr	2-2
Det	8	21, 25	43wr	2-2
@ Min	10	50, 41	35wr	4-4
@ Ind	7	21	---	4-4
Mia	7	32, 19	24wl, 50s	2-2
@ Det	6	27, 22	37wr	---
GB	3	---	---	3-4
TB	3	---	41s	3-4
@ SF	2	---	---	2-2
Playoffs				
Dal	7	19, 43	---	1-1

1989	Pts	FG Made	Miss	PAT
Cin	5	29	---	2-2
Min	8	40	---	5-5
@ Det	17	21, 22, 25, 32	---	5-5
Phil	4	---	---	3-4
@ TB	5	---	---	5-5
Hou	4	---	---	4-4
@ Clev	1	---	---	1-1
Rams	8	35, 46	---	2-2
@ GB	7	25, 37	---	1-1
@ Pit	8	39, 35	---	2-2
TB	7	40	---	4-4
@ Wash	2	---	---	2-2
@ Min	4	33	44b	1-2
Det	5	22	43wr, 37wl	2-2
GB	4	---	---	4-4
@ SF	0	---	50wr	0-0

CARRIER



20

Safety
Third Year
USC

6'1", 192 lbs.
Apr. 28, 1968
D1-90

mark CARRIER

PRO CAREER: Has started all 35 games in two-year career...Led NFL and set club record with 10 interceptions while starting every game as a rookie...His 12 takeaways (10 int, two FR) tied club mark for most in a season...Sixth Bear with three-interception game (at Wash, 12/9/90)...NFL Defensive Rookie of the Year in 1990...Pro Bowl after '90 and '91.

1991 SEASON: Voted to second Pro Bowl as starter (1991-92)...Started all 16 games for second straight season...Third on team in tackles (93) and passes defended (12)...11 tackles and game ball for special teams efforts vs. Giants (9/15), and 10 stops vs. Jets the next week (9/23)...Intercepted Jim Kelly and returned it for a TD vs. Buf (9/29), but play was called back by off-sides...Three passes defended and first interception of season came in Week 12 vs. Mia (11/24)...Career-long 39-yard interception return came in following week at Det (11/28)...Six tackles vs. Dal (12/29). First-team all-pro by *Sporting News* and *College & Pro Football Weekly*.
Games played-started: 16-16

PREVIOUS SEASONS: 1990 — First Bears rookie since Wally Chambers (1974) to be voted to the Pro Bowl, and first defensive rookie to start all 16 games since Dan Hampton (1979)...Listed on every all-rookie team, and named NFL Defensive Rookie of the Year by Associated Press and Football News...Set club record with 10 interceptions breaking Roosevelt Taylor's 27-year mark of nine in 1963—which was also the last time a Bear led the league in interceptions...Broke rookie interception record of eight by Johnny Lujack in 1948...Third on club with 122 tackles...Three interceptions and nine tackles at Wash (12/9)...NFC Defensive Player of the Week for 11 tackles (six solo), two interceptions, forced fumble, and pass deflection at TB (11/4)...Interception in playoffs vs. NO (1/6/91) on game's last play...Career-high 13 tackles at Min (11/25)...Had 11 tackles vs. Min (9/23)...Forced two fumbles at GB (9/16) and at Raid (9/30)...Longest interception return was 14-yard effort at Phx (10/28)...Had two three-game streaks with at least one interception.

COLLEGIATE, PERSONAL: Follows in the mold of former USC defensive backs such as Dennis Smith (Broncos), Joey Browner (Vikings), and Ronnie Lott (Raiders)...Three-year starter who finished with 13 interceptions (13th in school history) and 336 tackles...Applied for draft after junior season...First-team all-America by *Sporting News*, *Football News*, AP, Kodak, Football Writers Association, and Walter Camp...Also made every all-Pac Ten team...Winner of Jim Thorpe Award, given annually to the premier defensive back in college football...Led conference and finished 11th in nation with seven interceptions—most for USC since Lott's eight in 1980...First-team all-America choice and consensus first-team all-Pac Ten in sophomore campaign...Jim Thorpe Award finalist...Second on team with 114 tackles...Second-team freshman all-America...Named nation's top freshman defensive back by *Sporting News*...Had 115 tackles and four interceptions...Pac Ten Player of the Week in victory over UCLA: seven

tackles recovered fumble, deflected pass, and two interceptions—returning one 29 yards to set up the game-winning score and having a 72-yard return called back by penalty...Collegiate-high 20 tackles against Notre Dame...Redshirt in 1986 after fracturing left foot...One of most highly recruited players in country when he graduated from Long Beach (CA) Poly High...High school all-American by *USA Today*, *Parade*, and *Adidas*...Three year starter at free safety, totaling 14 interceptions...Selected USC to stay close to his father (Willie) who lives in Long Beach and was paralyzed in a 1979 automobile accident...Football analyst for WGN-TV and WGN-radio...Completed BA degree in communications in spring of '91...Given name Mark Anthony Carrier...Single...Resides in Hawthorn Woods

Carrier's Pro Stats

	Int-Yds	Tkls-Solo	Force Fum	Fum Rec	Pass Def	Sacks	G-GS
1990	10-39	122-55	5	2	20	0-0	16-16
1991	2-54	93-41	1	1	12	0-0	16-16
Career	12-93	215-96	6	3	32	0-0	32-32

Playoffs

	Int-Yds	Tkls-Solo	Force Fum	Fum Rec	Pass Def	Sacks	G-GS
1990	1-0	19-6	0	0	1	0-0	2-2
1991	0-0	6-5	0	0	0	0-0	1-1
Career	1-0	25-11	0	0	1	0-0	3-3

Carrier's Single Game Highs

Tackles: 13 at Min (11/25/90)

Solo: 7 at GB (9/16/90); vs. KC (12/29/90)

Interceptions: 3 at Wash (12/9/90)

Long Int. Return: 39 at Det (11/28/91)

COME-FROM-BEHIND WINS

On October 25, 1987, the Bears trailed the Tampa Bay Buccaneers 20-0 in the first quarter. They trailed 26-14 with just under 10 minutes remaining, but rallied to win the game 27-26. That was the largest come-from-behind win for the Bears since Ditka took over in 1982.

	Wins	Never trailed	Largest Deficit:			
			1-3	4-7	8-10	11+
1982	3	2				11 pts. vs. Det
1983	8	4	1	3		
1984	10	4	4	2		
1985	15	9	1	1	2	12 pts. vs. TB; 14 pts. at TB
1986	14	7	3	2	2	
1987	11	5	1	3		14 pts vs. KC; 20 pts. at TB
1988	12	7	3	2		
1989	6	4	1	1		
1990	11	5	3	3		
1991	11	2	3	5	1	

Regular season only.

Largest blown leads on page 47.



54

ron COX

Linebacker
Third Year
Fresno State
6'2", 242 lbs.
Feb. 27, 1968
D2-90

PRO CAREER: Limited to just 19 games as a reserve in first two seasons due to knee injuries.

1991 SEASON: Played in only six games after spending two stints on IR with left knee injury...Sack and forced fumble at TB (9/8)...Injured knee vs. NYJ (9/23) and placed on IR (9/25) after arthroscopic surgery...Activated (10/31) but inactive for vs. Det (11/3)...Played in next two games (at Min and at Ind) before knee forced him inactive vs. Mia (11/24)...Placed on IR for second time (11/27) for remainder of season...Arthroscopic surgery by Dr. Lanny Johnson (12/4).
Games played-started: 6-0

PREVIOUS SEASONS: 1990 — Injured right knee in pre-season rookie camp and had diagnostic arthroscopy following day (7/12). Could not practice in training camp until 8/13...Saw action on special teams and in nickel situation...First pro sack at Raid (9/30)...Two sacks (17 yards) and four solo tackles in game ball performance at Den (11/18)...Suffered concussion following week at Min (11/25), and was inactive vs. Det (12/2)...Season-high seven stops and five solo at Det (12/16) despite suffering sprained right knee and ankle which made him inactive following two weeks of regular season...Missed first playoff game, but returned to contribute against Giants...Post-season surgery on right knee (2/6/91) by Dr. Lanny Johnson.

COLLEGIATE, PERSONAL: Owns school record 50 career sacks...Three-year starter who applied for NFL draft following junior season...All-Big West Conference first-team and league's Most Valuable Defensive Player in final season...Finalist for Butkus award, given annually to nation's top linebacker...Had 28 sacks for 167 lost yards and 104 stops and 40 tackles-for-loss totalling 225 yards in final season...Two interceptions, including 58-yard return for TD, in California Bowl...*Sporting News'* National Defensive Player of Week vs. Cal-Fullerton after seven sacks, 17 tackles and eight tackles-for-loss, two forced fumbles, and a pass deflection...At least three sacks in four other contests...First-team all Big West selection and honorable mention all-America by *Sporting News* and AP as sophomore...Led team with 14.5 sacks and second with 78 tackles...Started every game at rover despite undergoing arthroscopic right knee surgery in August...Top redshirt freshman linebacker in the country according to *Sporting News*...Had 7.5 quarterback sacks and 12 QB pressures...Academic redshirt (Prop 48) in 1986...Majored in agriculture...Three sport star at Washington Union High in Fresno...Given name Ron E. Cox...Single...Resides in Lake Bluff.

Cox' Pro Stats

	Int-Yds	Tkls-Solo	Force Fum	Fum Rec	Pass Def	Sacks	G-GS
1990	0-0	28-15	1	0	1	3-25	13-0
1991	0-0	6-5	1	0	0	1-1	6-0
Career	0-0	34-20	2	0	1	4-26	19-0

Playoffs	Int-Yds	Tkls-Solo	Force Fum	Fum Rec	Pass Def	Sacks	G-GS
1990	0-0	6-2	0	0	0	1-7	1-0
1991	Injured Reserve — knee						
Career	0-0	6-2	0	0	0	1-7	1-0

Cox' Single Game Highs

Tackles: 7 at Det (12/16/90)

Solo: 5 at Det (12/16/90)

Sacks: 2 at Den (11/18/90)

CAREER GAMES AND STARTS

Player	Career		Consecutive					
	G	S	G	S				
Anderson	85	70	1	1	Morgan	14	2	12
Armstrong	43	42	8	8	Morris	62	38	0
Bortz	131	11	50	0	Morrissey	90	42	32
Buford	143	—	48	—	Muster	59	42	3
Butler	108	—	108	—	Paul	46	10	0
Carrier	32	32	32	32	Perry	92	80	32
Cox	19	0	0	0	Rivera	121	56	16
Davis	60	36	27	25	Rodenhauser	52	3	0
Dent	135	115	41	41	Roper	46	26	16
Douglass	68	11	22	0	Rouse	30	4	7
Fain	8	2	2	0	Ryan	31	4	17
Fontenot	48	9	48	6	Singletary	163	156	82
Gardocki	4	—	4	—	Stinson	54	31	16
Gayle	101	49	12	9	Stonebreaker	16	0	16
Gentry	144	28	11	0	Tate	62	9	36
Green	38	5	25	0	Thayer	108	104	108
Harbaugh	56	37	16	16	Thomas	15	7	0
Hilgenberg	163	130	16	16	Thornton	64	57	64
Jennings	20	3	10	3	Van Horne	157	150	37
Jones	43	2	18	0	Waddle	23	13	18
Kozlowski	62	3	28	0	Williams	14	0	12
Kumerow	42	0	0	0	Willis	7	0	2
Lewis	15	0	13	0	Wojciechowski	64	26	23
Mangum	26	1	26	0	Woodford	39	39	13
Mattes	80	49	8	0	Zorich	12	0	3
McMichael	165	125	159	16				

*Regular season only.**Career playoff games and starts on page 227.***GETTING STARTED**

The top Bears in consecutive games played and games started along with the dates their streaks began.

Consecutive Games Played

159	Steve McMichael	Oct. 19, 1981
108	Kevin Butler	Sept. 8, 1985
108	Tom Thayer	Sept. 8, 1985
82	Mike Singletary	Nov. 16, 1986
64	James Thornton	Sept. 4, 1988

Consecutive Games Started

82	Mike Singletary	Nov. 16, 1986
64	Tom Thayer	Sept. 4, 1988
41	Richard Dent	Oct. 29, 1989
37	Keith Van Horne	Nov. 26, 1989
32	Mark Carrier	Sept. 9, 1990
32	William Perry	Sept. 9, 1990



82

Wide Receiver
Fifth Year
LSU

5'11", 194 lbs.
Jan. 3, 1966
D1-88

wendell DAVIS

PRO CAREER: Ranks 16th in club history with 2,134 receiving yards, 19th with 141 receptions...Became starter in 1990 after alternating in first two seasons.

1991 SEASON: Started all 16 games for first time in four-year career...Led club with 61 receptions and 945 yards — both totals were the highest by a Bear in 21 years since Dick Gordon in 1970 (71 for 1,026)...Top game came in season finale at SF (12/23) with six catches for 136 yards...Following week had seven receptions for 79 yards in playoff game vs. Dal (12/29)...Game ball at TB (9/8) for three-catch, 70-yard performance including game-winning 43-yard TD catch...Career-long 75-yard reception for TD following week vs. NYG (9/15)...Career-high nine-receptions for 96 yards in overtime win over NYJ (9/23)...Back-to-back game ball awards vs. Det (11/3) with six catches for 98 yards and two TDs, and at Min (11/11) when entire offense was honored for 34-point output...Both catches vs. GB (12/8) were for TDs, 35- and 20-yards. **Games played-started:** 16-16

PREVIOUS SEASONS: 1990 — Led team with 14.7-yard reception average and 572 receiving yards despite missing two games and seeing limited action in another two...Turned all eight third-down catches into a first down...Game ball vs. Atl (11/11) with TD and career-high 105 yards on five catches...Career-high seven receptions at Wash (12/9) for 96 yards...Caught passes in 13 straight games before pulling hamstring vs. Min (9/23) which forced him inactive next two weeks...Saw action as sub the following two weeks, without a catch, before returning to starting lineup at TB (11/4)...Caught TD passes from Harbaugh (vs. Atl), Willis (at Det), and Tomczak (vs. TB)...Surgery on left shoulder (2/13/91) by Dr. John Brna. **1989** — Took over starting role in Week 10 after splitting time with Ron Morris and had season-high four catches in first start at Pit (11/12)...Caught first pro touchdown in Monday night game at Clev (10/23), 5-yard pass from Harbaugh late in game...Both receptions vs. TB (11/19) were in final four minutes of game for TDs, including career-long 52-yarder...Caught eight third-down passes and converted all into firsts...Pulled hamstring in season opener vs. Cin (9/10) and was inactive following two weeks. **1988** — Split time with Dennis Gentry at wide receiver...Three catches for 36 yards at Ind (9/11), including 11-yard grab on key third down to continue game-winning touchdown drive...Two catches vs. TB (11/6), vs. GB (11/27) and vs. Det (12/11)...Returned three punts for 17 yards replacing an injured McKinnon at NE (10/30).

COLLEGIATE, PERSONAL: First-team all-America selection by *Sporting News*, *Kodak*, *Football News*, and *College and Pro Football Weekly*...Caught 72 passes for 993 yards (13.8 avg.) and 11 TDs as senior...Career totals of 183 catches for 2,708 yards broke Eric Martin's (1981-84) school records of 153 and 2,625...Top games as senior included eight catches for 102 yards vs. Florida; 11 for 128 vs. Georgia; and six for 133 including three TDs vs. Miss...Nine catches for 132 yards and three TDs as Offensive MVP in Gator Bowl win over South Carolina...First-team

all-America and all-SEC as junior after 80 receptions for 1,244 yards (15.6 avg.) and 11 TDs...Set school's single game reception record vs. Miss. with 14 catches for 208 yards and TD in '86...All-conference receiver at Fair Park High in Shreveport, also played quarterback...Physical education major...Childhood hero was Drew Pearson...Hobbies include playing basketball and listening to music...Involved with Project SEEK, a charitable organization aimed at assisting youths in Shreveport, Louisiana...Given name Wendell Tyrone Davis...Married (Tricia)...Resides in Mundelein.

Davis' Pro Stats

	Rec	Yds	Avg	Lg	TD	G-GS
1988	15	220	14.7	36	0	16-1
1989	26	397	15.3	52	3	14-7
1990	39	572	14.7	51	3	14-12
1991	61	945	15.5	75	6	16-16
Career	141	2,134	15.1	75	12	60-36

Also: 1 rush for 3 yards and 3 punt returns for 17 yards in 1988.

Playoffs	Rec	Yds	Avg	Lg	TD	G-GS
1988	1	11	11.0	11	0	2-0
1990	4	89	22.3	37	0	2-2
1991	7	79	11.2	17	0	1-1
Career	12	179	14.9	37	0	5-3

Davis' Single Game Highs

Receptions: 9 vs. NYJ (9/23/91)*

Long: 75 vs. NYG (9/15/91)

Yards: 136 at SF (12/23/91)

TDs: 2 (three times) Last: vs. GB (12/8/91)

*overtime

BLOWN LEADS

In Mike Ditka's 51 regular season losses, the Bears have not had the lead in 27 of the games. In seven of the games Chicago led by more than a touchdown before eventually losing the contest.

	Losses	Never Led	Largest Lead:			
			1-3	4-7	8-10	11+
1982	6	4		1		17 pts. at TB
1983	8	6		2		
1984	6		2	3	1	
1985	1	1				
1986	2	1		1		
1987	4	2				14 pts. vs. NO; 14 pts. at Den
1988	4	3	1			
1989	10	5	3	1	1	
1990	5	2	1	1	1	
1991	5	3		1	1	

Regular season only.

Largest come-from-behind wins on page 43.



95

Defensive End
Tenth Year
Tennessee St.
6'5" , 265 lbs.
Dec. 13, 1960
DB-83

richard DENT

PRO CAREER: Bears' all-time sack leader with 104.5...Third among active sackers in NFL to Lawrence Taylor (121.5) and Reggie White (110.0)...Set club's season sack record with 17.5 in '85...10.5 playoff sacks is best in NFL history...Seven interceptions as defensive lineman...Has forced 27 fumbles, recovered 12, and scored two touchdowns...Bears' sack leader in seven of last eight seasons...Starter at right end since Week 6 of 1984...Pro Bowl selection after '84, '85, and '90.

1991 SEASON: Led team with 10.5 sacks, second on team with 52 solo tackles and second among linemen with 83 tackles...Named NFC Defensive Player of the Week for game vs. TB (12/24) after four tackles, three sacks for 17 yards, one pass defended, and one interception which he returned four yards...Two-and-a-half sacks for 17 yards in first meeting at TB (9/8)...Two-sack performance at Ind (11/28)...Recovered fumble at GB (10/17)...Season-high 10 tackles and career-high seven solo stops on Thanksgiving Day loss at Det (11/28)...Nine tackles, (five solo), one forced fumble, and pass defended in playoff loss to Dallas (12/29). **Games played-started:** 16-16

PREVIOUS SEASONS: 1990 — First-team all-NFC by UPI, Football News, and Pro Football Weekly...Two-time NFC Defensive Player of the Week: vs. Min (9/23) for five tackles, two passes defended, one sack, and one interception; and vs. Atl (11/11) for 10 tackles, two sacks, two passes defended, and one fumble recovery...Six game balls: vs. Sea (9/9), at GB (9/26), vs. Min, vs. GB (10/7), vs. Atl, vs. Det...Returned fumble 45-yards for score (second pro TD) and grabbed interception at Det (12/16)...Led team in sacks (12) and fumble recoveries (3); third on club in interceptions (3) and passes defended (13)...Led defensive linemen with 81 tackles and 43 solo stops. **1989** — Surpassed Jim Osborne in season finale at SF (12/24) as Bears' all-time sack leader with takedown of Joe Montana...Game ball for three-sack performance vs. Phil (10/2)...Bruised thigh vs. Hou (10/15) missing second-half and following game at Clev (10/23)...Returned with eight tackles, six solo, sack, and fumble recovery vs. Rams (10/29) earning second game ball...Two nine-tackle games: at Min (12/3) and two weeks later vs. GB (12/17)...Intercepted Majkowski pass and returned it 30 yards. **1988** — Enjoyed all-pro season before fracturing left fibula in third quarter vs. GB (11/27)...Placed on injured reserve (12/2) for remainder of year...Still finished second on club with 10.5 sacks and led Bears with three forced fumbles...Two-sacks vs. Bills (10/2), SF (10/24), and Wash (11/13)...Career-high 12 tackles at NE (10/30). **1987** — Second in NFL with 12.5 sacks...Had 4.5 sacks for 27 yards in season finale at LA Raiders (12/27)—most by any NFL player in an '87 game...Led team with four forced fumbles...Started all 12 games at right end...Earned game ball after registering two sacks vs. Det (11/22)...Had pair of sacks at TB (10/25) where he also caused two fumbles...Season-high six tackles vs. Chiefs (11/1). **1986** — Started 14 games...Played but didn't start vs. Eagles (9/14) and missed game vs. Min (10/5) with sore back...Three game balls: at GB (9/22) with four

tackles, two sacks, and forced fumble; at TB (11/9) with seven tackles, two sacks, and forced fumble; vs. GB (11/23) with five tackles, two deflected passes and two sacks...Two sacks at Dal (12/21)...7.5 of his sacks came in last seven games of season. **1985** — Led NFL with 17 sacks while earning AP and PFWA first-team all-NFL honors, all-NFC by UPI, Football News...Named MVP of Super Bowl XX after 1.5 sacks, two forced fumbles and three tackles...Had 4.5 sacks and nine tackles in playoff wins over Giants and Rams...One-yard TD interception return at Dal (11/17)...Selected to Pro Bowl. **1984** — Started final 10 games of '84 and finished as NFC sack leader with 17.5...Had three sacks in first Pro Bowl appearance...NFC Defensive Player of the Week following 4.5 sacks for 31 yards, seven tackles, and fumble recovery vs. Raiders (11/4)...His 17.5 sacks still stands as club record for season...UPI all-NFC, second-team AP all-NFL...Three sacks in playoff win at Wash (12/30). **1983** — Made first pro start vs. Phil (11/13) and contributed five tackles...Game ball vs. SF (11/27) after two tackles and sack as reserve.

COLLEGIATE, PERSONAL: Set Tennessee State record with 39 career sacks...Finished with 158 tackles (72 solo) and six fumble recoveries...Weighed just 235 as senior, but Bears' VP Personnel Bill Tobin regarded him as "best pure pass rusher" in '83 crop...Underwent dental work after being drafted which improved eating habits and ultimately helped him gain weight...All-state at Atlanta's Murphy High...Hobbies include racquetball, tennis, swimming, horseback riding...Along with wife, led drive to raise money for heart operation for Baby Quinn...Commercial arts major...Given name is Richard Lamar Dent...Wife (Leslie) and daughter (Mary Francis)...Resides in Buffalo Grove.

Dent's Pro Stats

	Int-Yds	Tkls-Solo	Force Fum	Fum Rec	Pass Def	Sack-Yds	G-GS
1983	0-0	12-9	1	0	0	3-28	16-3
1984	0-0	39-31	4	1	1	17.5-140.5	16-10
1985	2-10	38-33	7	2	8	17-133.5	16-16
1986	0-0	75-30	4	0	5	11.5-87	15-14
1987	0-0	34-18	4	2	3	12.5-94	12-12
1988	0-0	61-31	3	1	2	10.5-90	13-13
1989	1-30	70-37	2	2	5	9-64	15-15
1990	3-21	81-43	2	3	13	12-101	16-16
1991	1-4	84-50	0	1	7	10.5-72	16-16
Career	7-65	494-282	27	12	44	103.5-810	135-115

Also: Blocked kick in 1983.

Playoffs

1984	0-0	7-4	0	0	2	3-23	2-2
1985	0-0	12-10	0	4	2	6-61	3-3
1986	0-0	3-2	0	0	0	5-4	1-1
1987	0-0	2-0	0	0	0	1-7	1-1
1988	Injured Reserve — broken leg						
1990	0-0	11-5	0	0	1	0-0	2-2
1991	0-0	9-5	1	0	1	0-0	1-1
Career	0-0	44-26	1	4	6	10.5-95	10-10

Dent's Single Game Highs

Tackles: 12 at NE (10/30/88) Sacks: 4.5 vs. Raiders (11/4/84);
 Solos: 7 vs. Raiders (11/4/84); at Det (11/28/91) at Raiders (12/27/87)
 Passes Defended: vs. Det (12/2/90)

DOUGLASS



37

Safety
Seventh Year
Kentucky
5'11", 200 lbs.
Feb. 12, 1964
DB-86

maurice DOUGLASS

PRO CAREER: Versatile defensive back who has started at every position in secondary...Valuable special teamer...Started 11 games since joining club in 1986.

1991 SEASON: Recovered fumbles on special teams in both games against Det...Finished second on club with 16 special teams tackles...Four tackles and pass defended on defense at GB (10/17)...Three solo defensive tackles vs. TB (12/14). **Games played-started:** 16-0

PREVIOUS SEASONS: **1990** — Played mainly on special teams before injuring ankle vs. GB (10/7)...Inactive vs. Rams (10/14)...Placed on IR (10/23)...Activated (11/24) and saw action in final six regular season games and both playoff contests in passing situations and on special teams. **1989** — Played in 10 games, including one start, before injuring shoulder/neck in Week 13 and going on IR for remainder of season...Missed first three games of season because of substance abuse suspension...Game ball at Pit (11/12) for two solo tackles, fumble recovery, fumble caused, pass defended, and interception...Started at Min (12/3) for injured Duerson and turned in season-high 10 tackles. **1988** — Started nine games (eight at free safety and one at strong safety)...First three starts were for injured Gayle and Duerson before earning FS spot for final six weeks of regular season plus playoffs...Did not play at Det (10/9) after injuring right knee the previous week vs. Bills (10/2)...Second among DBs with 76 tackles and two fum. rec., third with 11 passes defended...Best outing was at TB (11/20) with 11 tackles, fumble recovery, and 29-yard interception return...Involved in 11 tackles at LA Rams (12/5) and 10 stops vs. Cowboys (10/16)...Key interception and 47-yard return sealed win over Eagles in playoffs (12/31). **1987** — Reserve/special teams role in first six games before playing nickel back for next five games...Made first pro start at left cornerback in season finale at LA Raiders (12/27) making five tackles and an interception...Started at cornerback in playoff game vs. Redskins (1/10/88). **1986** — Rejoined the team on 11/25 after being waived in final cutdown (9/1)...Played in final four games of season plus playoff game...Three solos vs. TB (12/7) as safety.

COLLEGIATE, PERSONAL: Started all 11 games as senior...Second with three interceptions...Starter from third game of junior season...Transferred from Coffeyville Community College (KS) where he was first-team all-America and member of national championship team...Attended Dayton's Trotwood Madison High...Enjoys basketball, bowling, movies, and fast cars...Given name Maurice Gerrard Douglass...Single...Resides in Arlington Heights.

Douglass' Pro Stats

	Interceptions				Tkl-Solo	Force Fum	Fum Rec	Pass Def	Sack-Yds	G-GS
	No	Yds	Lg	TD						
1986	0	0	0	0	4-0	0	0	0	0-0	4-0
1987	2	0	0	0	13-10	0	0	3	0-0	12-1
1988	1	35	35	0	76-43	0	2	11	0-0	15-9
1989	1	0	0	0	23-12	0	0	3	0-0	10-1
1990	0	0	0	0	1-1	0	0	0	0-0	11-0
1991	0	0	0	0	17-8	0	0	2	0-0	16-0
Career	4	35	35	0	134-74	0	2	19	0-0	68-11

Playoffs	Int	Yds	Lg	TD	Tkls-Solo	Force	Fum	Fum Rec	Pass Def	Sack-Yds	G-GS
1986	0	0	0	0	0-0	0	0	0	0	0-0	1-0
1987	0	0	0	0	2-1	0	0	0	0	0-0	1-1
1988	1	47	47	0	7-1	0	0	0	2	0-0	2-2
1990	0	0	0	0	0-0	0	0	0	0	0-0	2-0
1991	0	0	0	0	0-0	0	0	0	0	0-0	1-0
Career	1	47	47	0	9-2	0	0	0	2	0-0	7-3

Douglass' Single Game Highs

Tackles: 11 at TB (11/20/88); at Rams (12/5/88) Solos: 8 at Rams (12/5/88)
 Deflections: 3 at Rams (12/5/88)



24

Cornerback
 Second Year
 Florida

5'10", 180 lbs.
 Feb. 29, 1968
 PB-92

richard FAIN

PRO CAREER: Played in 10 games during rookie season, including two starts.

1991 SEASON: Sixth-round draftee by Cincinnati...Member of developmental squad before being activated in Week 4...Made first start on Monday night at Buf (10/21), intercepting Jim Kelly...Started following game at Hou...Participated on special teams contributing three tackles...Signed by Phoenix for final three weeks, seeing action in two games on special teams.
Games played-started: 8-2

COLLEGIATE, PERSONAL: Finished with 10 interceptions — tenth in Florida school history...Started every game final two seasons...Honorable all-American by Football News...Had 27 tackles two interceptions, eight passes defended, and blocked a punt which he recovered in the endzone for the game-winning TD over Alabama as senior...Had season-high four interceptions as junior and blocked additional nine passes...Named SEC Defensive Player of the Week as a sophomore vs. LSU by making nine tackles and intercepting two passes, returning one 36 yards and another 32 yards for a score...Recruited to Florida and coached his freshman year by Bears' defensive backfield coach, Zaven Yarialian...Played quarterback at Fort Myers High School, rushing for 201 yards and 10 TDs...Born on Leap Year Day (Feb. 29, 1968)...Given name Richard Alexander Fain...Single...Resides in Buffalo Grove.

Fain's Pro Stats

	Interceptions				Tkls-Solo	Force	Fum	Fum Rec	Pass Def	Sack-Yds	G-GS
	No	Yds	Lg	TD							
1991	1	1	1	0	8-2	0	0	0	0	0-0	8-2
Career	1	1	1	0	8-2	0	0	0	0	0-0	8-2

FONTENOT



67

Guard/Center
Fourth Year
Texas A & M
6'3", 280 lbs.
Nov. 21, 1966
D3-89

jerry FONTENOT

PRO CAREER: Started two games at center (1990) and seven at left guard (1991)...Handled all long snapping duties in 1990, but only punt snapped in 1991.

1991 SEASON: Handled all punt snapping duties during season...Made first career start at left guard at TB (9/8) for injured Bortz (had started twice at center in 1990)...Played three quarters at left guard when Bortz pulled an abdominal muscle at Min (11/11)...Started at left guard the remainder of season (six games)...Alternated with Bortz in playoff game vs. Dal (12/29). **Games played-started:** 16-7

PREVIOUS SEASONS: 1990 — Made first pro start at Phoenix (10/28) and was part of offensive line named NFC Offensive Player of the Week as club rushed for season-high 223 yards. Started at center when Hilgenberg suffered the flu the night before the game...Started for Hilgenberg (ankle) in season finale vs. KC (12/29)...Handled all long snapping duties: punts, field goals, and extra points. **1989** — Saw action in all 16 games—mostly on special teams as punt snapper...Played entire second half at Pit (11/12) when Hilgenberg left game with injury...Recovered fumble on special teams vs. Det (12/10).

COLLEGIATE, PERSONAL: First-team all-Southwest Conference at guard as senior...Played every position on offensive line...Earned first-team all-SWC honors by *Dallas Times Herald* and second-team choice from the *Houston Post* and *Houston Chronicle* in junior season...Helped pave way for offense which ranked 19th in country in rushing as junior...Had fine performance in 35-10 defeat of Notre Dame in Cotton Bowl...UPI first-team all-SWC pick as sophomore...Played reserve role at center, guard, and tackle as freshman...Redshirted in 1984...Standout performer at Lafayette (LA) High School as guard and center...Finished second in discus throw at the state finals as junior...Sociology major...Hobbies include skiing, hunting, fishing, and scuba diving...Given name Jerry Paul Fontenot...Married (Stephanie)...Resides in Park Ridge.

Fontenot's Pro Stats

Games-Starts: 48-9 — 1989 (16-0); 1990 (16-2); 1991 (16-7)

Playoffs: 3-0 — 1990 (2-0); 1991 (1-0)



17

Punter/Kicker
Second Year
Clemson
6'1", 196 lbs.
Feb. 7, 1970
D3-91

chris GARDOCKI

PRO CAREER: Spent first 12 weeks on IR before taking over kickoff duties when Butler injured hip muscle.

1991 SEASON: Handled kickoffs for final four regular season games and playoff contest after being activated (11/28)...Kicked off 20 times (including playoffs) placing three in the endzone and two touchbacks...Injured groin in pre-season...Punted 10 times (39.2 gross avg.) and made two of four field goals in pre-season, connecting twice from 25 yards and missing from 44 and 33...Made 47-man roster, but was immediately placed on IR (8/27). **Games played:** 4

COLLEGIATE, PERSONAL: Third junior drafted by Bears (Carrier and Cox in 1990)...Handled Tigers' punting and place kicking in all three years...Second in school history with 261 points (Obad Ariri had 288 from 1977-80)...Tied Ariri with 63 career field goals...Never missed an extra point in 72 attempts. First-team all-ACC as junior...96 points led team and was fourth highest total in school history...Third in country in FG accuracy (79.2) and fourth with 1.73 field goals per game...Averaged 43.4 yards per punt kicking 15 over 50 yards...Connected on 16 of 17 FGs inside 48 yards—lone miss was blocked...School record with 22 of 66 kickoffs resulting in touchbacks...57-yard FG vs. Appalachian State tied school and conference record...First player in ACC history as sophomore to earn first-team all-ACC honors as both punter and place kicker...Led conference with 48 punts (43.0 avg), 15 downed inside the 20 and seven over 50-yards...Scored 107 points to set Tiger season record (22 of 29 FGs, 41 of 41 PATs)...Missed only 50-yard FG attempt which came in Gator Bowl...Nine of 32 kickoffs resulted in touchbacks...Honorable mention all-American by UPI and AP after freshman campaign...Second-team all-ACC...Set school mark with 32 FGA...Eight of 45 punts travelled over 50 yards...Two field goals and seven punts (44.3 avg.) in Citrus Bowl...First-team all-American by *Parade*...Attended Redan High in Stone Mountain, Georgia—same school as Kevin Butler...Accounted for 173 of team's 283 points as senior by completing 40 of 87 passes for 751 yards and 12 TDs, rushing for four TDs, kicking seven 40-yard field goals and five 50-yarders including state-record 59-yarder...Hit 97 of 103 career extra points...Scored 18 goals in soccer as junior...Majored in Recreation and Tourism...Given name Chris Allen Gardocki...Along with wife Sally, has created NFL Trivia Blitz, a football trivia game...Resides in Lake Bluff.

CLEMSON KICKERS

Last year Gardocki became the fourth straight Tiger kicker to enter the NFL. Here's how they have fared in the NFL:

Kicker	Clemson FG (%)	Clemson Pts.	NFL Seasons	NFL FG (%)	NFL Pts
Obad Ariri	63-97 (.649)	288	1984; 87	22-31 (.710)	110
Donald Igwebulike	32-43 (.744)	139	1985-90	108-143 (.755)	477
David Treadwell	47-66 (.712)	233	1989-91	79-103 (.767)	341
Chris Gardocki	63-88 (.715)	261	1991	0-0 (.000)	0



23

Safety
Ninth Year
Ohio State
5'11", 202 lbs.
Mar. 8, 1962
D10-84

shaun GAYLE

PRO CAREER: Earned starting free safety position in 1988, but moved to strong safety in 1990 when Bears drafted Mark Carrier...Four career blocked kicks...Has played every position in secondary...Pro Bowl after '91 season.

1991 SEASON: Made first appearance in Pro Bowl as alternate replacing Cardinals' Tim McDonald...Missed most of pre-season with stress fracture in left shin. Placed on IR to open season...Activated (9/25) and played in nickel situations for three games before starting at NO (10/27) for injured Markus Paul...Responded with game ball performance: eight tackles, five solos, and one 11-yard interception...Nine-tackle game at Min (11/11) and vs. Mia (11/24)...Started final nine regular season games and post-season contest vs. Dal (12/29).
Games played-started: 12-9

PREVIOUS SEASONS: 1990 — Pro Bowl as alternate...Started all 16 regular season games for first time and set career-highs in tackles (125), solos (75), forced fumbles (4), and passes defended (13)...Led club in solo stops and second in tackles...Highest defensive back grading in club history with Opening Day performance vs. Sea (9/9): nine tackles (seven solo), two passes defended, one forced fumble, and one interception...Recorded first career sack along with eight tackles at Den (11/18)...Season-high 11 tackles at Min (11/25) and at Wash (12/9)...Key fourth quarter interception and leading tackler with seven stops (six solo) in playoff win over Saints (1/6/91)...Career-high 16 tackles and 11 solos in playoff loss at NYG (1/13/91)...Six game balls: vs. Sea, vs. Rams, at Phx, at Den, vs. Det, and vs. NO. 1989 — Saw most action since '86...Tied for second on team with 108 tackles and three interceptions; fourth with eight passes defended...Game balls for nine tackles, fumble caused, and interception vs. Min (9/17); and eight tackles, fumble recovery, pass defended, and interception two weeks later vs. Phil (10/2)...Career-high 16 stops and 10 solo at Min (12/3)...13 tackles previous week at Wash (11/26), and 12 vs. TB (11/19)...Recovered fumble and returned it 11 yards at Det (9/24)...Re-injured neck in Week 5, but still started next week...Injured pectoral muscle in Week 6, but again started following game...Inactive for Weeks 8-9 when combination of injuries finally forced him out of lineup...Missed second half vs. GB (12/17) with sprained ankle. 1988 — Started four games at FS in injury riddled season...Made first start in season opener since rookie campaign, but suffered pulled hamstring following week in practice and missed next two games...Returned to lineup at GB (9/25) and had six tackles and key interception...Suffered fractured vertebrae (neck) in fourth quarter at Det (10/9) and spent remainder of season on IR. 1987 — Pre-season ankle injury kept him out until 11/6...Special teams captain...Inserted in passing situations as nickel back for the last six games...20-yard interception return for TD vs. Det (11/22). 1986 — Played in all 16 games...Made only interception vs. Pit (11/30)...Season-high four tackles vs. TB (12/7)...Blocked punt vs. GB (11/23) was recovered by Gentry in end zone leading to 13-10 win...Forced fumble at TB (11/9) and recovered fumble in rematch (12/7)...11 special teams

tackles ranked fourth on team. **1985** — Moved from cornerback to safety in '85 training camp...Nickel back and key special teamer...Game ball after blocking punt in opener vs. TB (9/8)...Scored Bears' first TD vs. Giants in playoffs (1/5/86) on five-yard return after whiffed punt. **1984** — Started six games at CB after injuries to Richardson and Frazier...First pro interception, four tackles, and blocked kick in first start at St. Louis (10/14)...Broke right ankle vs. GB (12/9) and placed on IR for remainder of season and playoffs...Broke hand in pre-season game vs. GB (8/11).

COLLEGIATE, PERSONAL: Three-year starter for Ohio State...Paced Buckeye secondary in tackles (74), passes defended (8), and forced fumbles (3) as senior while starting all 12 games...Four career interceptions...Led team with 11 passes defended as junior...Degree in education...All-state, all-America at Bethel (VA) High as RB/DB...Brother Jimmy was Buckeye standout RB from 1979-83...Hobbies include basketball, music, and travelling...Father is retired Army officer...Given name Shaun LaNard Gayle...Single...Resides in Highland Park.

Gayle's Pro Stats

	Interceptions				Tkl-Solo	Force	Fum	Fum Rec	Pass Def	Sack-Yds	G-GS
	No	Yds	Lg	TD							
1984	1	-1	-1	0	19-14	0	0	0	7	0-0	15-6
1985	0	0	0	0	18-16	0	1	1	0	0-0	16-0
1986	1	13	13	0	14-9	1	1	1	2	0-0	16-0
1987	1	20	20	1	9-1	0	0	0	3	0-0	8-0
1988	1	0	0	0	22-11	0	0	0	4	0-0	4-4
1989	3	39	20	0	108-60	1	2	2	8	0-0	14-14
1990	2	5	5	0	125-73	4	1	1	13	1-5	16-16
1991	1	11	11	0	67-37	1	0	0	3	0-0	12-9
Career	10	87	20	1	382-221	7	5	5	40	1-5	101-49

Also: Blocked kick in '84, '85, '86, and '87.

Playoffs

	No	Yds	Lg	TD	Tkl-Solo	Force	Fum	Fum Rec	Pass Def	Sack-Yds	G-GS
1984											
1985	0	0	0	0	2-2	0	0	1	2	0-0	3-0
1986	0	0	0	0	0-0	0	0	0	0	0-0	1-0
1987	0	0	0	0	2-0	0	0	0	0	0-0	1-0
1988											
1990	1	27	27	0	23-17	0	0	0	3	0-0	2-2
1991	0	0	0	0	4-3	0	0	0	0	0-0	1-1
Career	1	27	27	0	31-22	0	1	1	5	0-0	8-3

Gayle's Single Game Highs

Tackles: 16 at Min (12/3/89); at NYG* (1/13/91)

Solos: 11 at NYG* (1/13/91); 10 at Min (12/3/89)

* Playoff game

STILL SUPER

Heading into training camp, 14 members of the Bears' 1985 Super Bowl XX team remain with the club. They are:

Mark Bortz
Maury Buford
Kevin Butler
Richard Dent
Shaun Gayle

Dennis Gentry
Jay Hilgenberg
Steve McMichael
Jim Morrissey
William Perry

Ron Rivera
Mike Singletary
Tom Thayer
Keith Van Horn

GENTRY



29

Receiver/Kick Ret.
Eleventh Year
Baylor

5'8", 180 lbs.
Feb. 10, 1959
D4-82

dennis GENTRY

PRO CAREER: Versatile big-play weapon...Club's all-time leader with 4,023 career kickoff return yards and 176 returns...Fourth in NFC among active kickoff returners with 22.9 average...Ranks 18th in team history with 159 receptions and 19th with 1,962 receiving yards...Finished in top five from 1986-89 in NFC kickoff returners...Has returned three kickoffs for touchdowns.

1991 SEASON: Injured left knee at TB (9/8) which limited playing time for the next four weeks including one game on inactive list (at Buf, 9/29)...Had 27-yard KOR at GB (10/17)...Three catches for 33 yards in game ball effort at Min (11/11)...Four KOR for 75 yards vs Mia (11/24)...Four catches at Det (11/28) for first time in 31 games...Four rushes vs. TB (12/14) was the most since Week 2 of 1988...Six kickoff returns for 93 yards at SF (12/23) were both season-highs for the Bears. **Games played-started:** 15-0

PREVIOUS SEASONS: **1990** — Career-long 80-yard TD reception at Raid (9/30); started game for Davis, who was out with hamstring pull...Had club's two longest kickoff returns with 59-yarder vs. Min (9/23) and 32-yarder vs. Atl (11/11)...Game's leading receiver with five catches (44 yards) in season opener vs. Sea (9/9)...Sprained left ankle at Min (11/25) and was inactive following week vs. Det...Returned to start for injured Morris at Wash (12/9) catching three passes for 29 yards...Had three catches for 49 yards and three kickoff returns for 61 yards at Det (12/16) before re-injuring ankle...Saw very limited action following week vs. TB (12/23), and missed season finale vs. KC (12/29) before returning for playoffs. Contributed to victory vs. NO (1/6/91) with 39-yard kickoff return and game-long 38-yard reception...Off-season surgery on left toe by Dr. Lowell Weil (3/13/91). **1989** — Fourth in NFC with 23.8 KOR avg...Surpassed Gale Sayers as Bears' career KOR yards leader...Led club in KORs (28) and yards (667); second with 39 receptions and 463 yards; fifth with 106 rushing yards; seventh with 17 rushes...Became starting receiver in Week 11...Tied career-best six receptions including team's season-long 79-yarder (TD) vs. Hou (10/15)...110 yards (six receptions) vs. Oilers was second of career and Bears' only 100-yard receiving game in '89...Game ball in season opener for two rushes (12 yards), three receptions (39 yards), and three KORs for 93 yards including 63-yarder which set up key second-half FG...Season-high four KORs for 111 yards (44-yard long) at Min (12/3)...Caught at least one pass in 14 games. **1988** — Finished third on club in catches (33) and receiving yards (486)...NFC's fourth leading kickoff returner with 21.4 avg. on 27 returns...Career-high six catches for 97 yards vs. TB (11/6) followed by five-catch, 116-yard performance at Wash (11/13)...Key 35-yard TD catch at Ind (9/11) highlighted first start in two years...Started final 15 games of season, splitting time with Wendell Davis...Caught five passes for 56 yards and ran 58 yards for TD on reverse in win over Bills (10/2). **1987** — Second in NFL with 24.8 average on 25 kickoff returns...First-team all-NFL by PFWA; first-team all-NFC by *Football News*...88-yard KOR for TD vs. Chiefs (11/1) ignited Bears to victory from 14-0 deficit...Caught 17 passes as third

down receiver, including 38-yard TD from Tomczak in final seconds of 30-24 division-clinching win at Min (12/6). **1986** — First Bear since Payton '75 to lead NFL in kickoff returns with 28.8 yard average on 20 returns...Had 91-yard KOR for TD in season opener (9/7) vs. Browns to earn game ball...Returned three kicks for 127 yards in playoff loss to Redskins including returns of 60 and 48 yards...84-yard return vs. Rams (11/3) on Monday night...Started at WR vs. Eagles (9/14) and at GB (9/22)...Sprained ankle at GB and missed following game at Cin (9/28)...Caught three passes for 59 yards vs. GB (11/23) in best receiving outing of season...Finished with 103 yards on 11 rushes including 29-yard run vs. TB (12/7)...Recovered blocked punt in end zone vs. GB...Tied with Gault for second on team in total yards with 917 (rush, receiving, and returns). **1985** — Averaged 25.9 yards on KORs contributing to Bears league-leading KOR unit...Earned game ball at Det (12/22) after 94-yard kickoff return for TD...Returned punt 47 yards on reverse vs. GB (10/21)...Two catches for 41 yards in Super Bowl XX. **1984** — Rushed for 37 yards on four carries at Det (12/16)...Led team in KOR average with 19.0. **1983** — Led club with 18 special teams tackles. **1982** — Third on club in special teams tackles with eight.

COLLEGIATE, PERSONAL: Second leading rusher in Baylor history behind Walter Abercrombie (Steelers) with 2,213 yards on 414 rushes and 14 TDs...Three-year starter after being redshirted in '78...Played in Senior Bowl...Degree in physical education...All-South Plains at Texas' Dunbar High...Given name Dennis Louis Gentry...Single...Resides in Buffalo Grove.

Gentry's Pro Stats

	Rushing					Receiving					Kickoff Returns					G-GS
	No	Yds	Avg	Lg	TD	No	Yds	Avg	Lg	TD	No	Yds	Avg	LG	TD	
1982	4	21	8.3	9	0	1	9	9.0	9	0	9	161	17.9	23	0	9-0
1983	16	65	4.1	17	0	2	8	4.0	6	0	7	130	18.6	28	0	15-0
1984	21	79	3.8	22	1	4	29	7.3	13	0	11	209	19.0	33	0	16-0
1985	30	160	5.3	21	2	5	77	15.4	30	0	18	466	25.9	94	1	16-0
1986	11	103	9.4	29	1	19	238	12.5	41	0	20	576	28.8	91	1	15-2
1987	6	41	6.8	12	0	17	183	10.8	38	1	25	621	24.8	88	1	12-0
1988	7	86	12.3	58	1	33	486	14.7	45	3	27	578	21.4	51	0	16-15
1989	17	106	6.2	29	0	39	463	11.9	79	1	28	667	23.8	63	0	16-6
1990	11	43	3.9	11	0	23	320	13.9	80	2	18	388	21.6	59	0	14-5
1991	9	58	6.4	17	0	16	149	9.3	18	0	13	227	17.5	27	0	15-0
Career	132	762	5.8	58	5	159	1,962	12.3	80	7	176	4,023	22.9	94	3	144-28

Also: Returned 17 punts for 89 yards in 1982; returned 0 punts for 47 yards in 1985 (second half of reverse); recovered blocked punt in end zone for TD in 1986.

Playoffs

	No	Yds	Avg	Lg	TD	No	Yds	Avg	Lg	TD	No	Yds	Avg	LG	TD	G-GS
1984	0	0	0.0	0	0	0	0	0.0	0	0	3	49	16.3	18	0	2-0
1985	6	23	3.8	8	0	3	82	27.3	41	0	1	22	22.0	11	0	3-0
1986	0	0	0.0	0	0	0	0	0.0	0	0	3	127	42.3	60	0	1-0
1987	2	5	2.5	3	0	3	43	14.3	24	0	2	74	37.0	49	0	1-0
1988	1	6	6.0	6	0	3	16	5.3	7	0	5	82	16.4	23	0	2-2
1990	0	0	0.0	0	0	4	64	16.0	38	0	3	81	27.0	39	0	2-0
1991	0	0	0.0	0	0	0	0	0.0	0	0	0	0	0.0	0	0	1-0
Career	9	34	3.8	8	0	13	205	15.8	41	0	17	435	25.6	60	0	12-2

Gentry's Single Game Highs

Receptions: 6 vs. TB (11/6/88); vs. Hou (10/15/89)
Yards receiving: 116 at Wash (11/13/88)
Long catch: 80 at Raid. (9/30/90)
KOR: 6 at NE (10/30/88); at SF (12/23/91)
KOR yards: 154 at NE (10/30/88)

Rushes: 8 at Balt (9/25/83)
Rushing yards: 58 vs. Buf (10/2/88)
Long rush: 58 vs. Buf (10/2/88)
Long KOR: 94 at Det (12/22/85)

GREEN



31

Running Back
Fourth Year
Notre Dame
5'11", 195 lbs.
Mar. 22, 1967
D5-89

mark GREEN

PRO CAREER: Has backed-up Anderson for three seasons...Five pro starts...Knee injuries forced him on IR each of first two years...Expected to challenge for punt return duties.

1991 SEASON: Started four games as Anderson battled hamstring problems...Career-high 82 yards and two TDs on 18 carries in game ball effort vs. TB (12/14)...Had 53 yards on nine carries at Ind (11/17)...Returned one kickoff in five games: vs NYG, at Buf, vs Det (career-long 29-yarder), at Min, and in playoff game vs. Dal (12/29)...Returned punts (three for nine yards) at Min (11/11) for first time since 1989...Led all Bears with 35 rushes for 166 yards in pre-season. **Games played-started:** 16-4

PREVIOUS SEASONS: 1990 — Made first pro start in Week 14 vs. TB for Anderson (nbs). Rushed 11 times for 45 yards...Saw spot action as running back in first three games before going on IR (9/26)...Injured left knee while making tackle on interception vs. Vikes (9/23)...Activated 11/2 and saw action on special teams and running back at TB (11/4)...Rushed twice and caught three passes, including first professional receiving TD, at Min (11/25)... **1989** — Fourth in NFC in punt returns (9.8 avg.) before injuring right knee vs. Rams (10/29) and being placed on IR for six weeks...Sprinted 37-yards for TD on first pro carry in fourth quarter vs. Min (9/17) capping 38-7 victory...Returned four kickoffs for 98 yards including 37-yard long vs. Hou (10/15)...Four punt returns and two rushes in season finale vs. SF were season-best.

COLLEGIATE, PERSONAL: Honorable mention all-American by AP as senior, rushing for 646 yards and seven TDs on 135 carries...Caught 14 passes for 155 yards...Opened season with 68 yards on 18 carries in 19-17 win over Mich...Followed with season-high 125 yards on 21 attempts in win over Mich. St...Scored two TDs in 40-yard rushing effort vs. USC in showdown of nation's top two teams...Led team in rushing as junior (861 yards on 146 carries, 5.9 avg.)...Season-high 152 yards on 23 attempts, two TDs in win over Boston College...Used as defensive back and running back in spring drills prior to sophomore season...Turned in Irish's only 100-yard rushing game with 119 yard effort vs. USC as sophomore...Appeared in 10 games at flanker and had nine receptions for 116 yards and five rushes for 64 yards in freshman campaign...All-American prep at Riverside Poly Technic (CA) High...Rushed for 1,384 yards and intercepted school record 10 passes as senior...Led team to 27-1 record in final two seasons...American Studies degree...Hobbies include playing cards, dancing, and basketball...Given name Mark Anthony Green...Engaged to Shari Petty...Resides in Buffalo Grove.

Green's Pro Stats

	Rushing					Receiving					G-GS
	No	Yds	Avg	Lg	TD	No	Yds	Avg	Lg	TD	
1989	5	46	9.2	37	1	5	48	9.6	21	0	10-0
1990	27	126	4.7	14	0	4	26	6.5	10	1	12-1
1991	61	217	3.6	18	3	6	54	9.0	15	0	16-4
Career	93	389	4.2	37	4	15	128	8.5	21	1	38-5

Kickoff Returns

	No	Yds	Avg	LG	TD
1989	11	239	21.7	37	0
1990	7	112	16.0	20	0
1991	4	69	17.3	29	0
Career	22	420	19.1	37	0

Punt Returns

	No	Yds	Avg	LG	TD
1989	16	141	8.8	24	0
1990	0	0	0.0	0	0
1991	3	9	3.0	8	0
Career	19	150	7.9	24	0

Playoffs

Rushing

1990	2	8	4.0	5	0
1991	0	0	0.0	0	0
Career	2	8	4.0	5	0

Receiving

1990	0	0	0.0	0	0
1991	0	0	0.0	0	0
Career	0	0	0.0	0	0

Also: 1 KOR for 15 yards in 1991

Green's Single Game Highs

Rushes: 18 vs. TB (12/14/91)
 Yards Rushing: 82 vs. TB (12/14/91)
 Long Rush: 37 vs. Min (9/17/89)

Receptions: 3 at Min (11/25/90); vs. GB (12/8/91)
 Yards Receiving: 25 at Min (11/25/90)
 Long Reception: 21 at Det (9/24/89)



4

Quarterback
 Sixth Year
 Michigan
 6'3", 215 lbs.
 Dec. 23, 1964
 D1-87

jim HARBAUGH

PRO CAREER: Career record of 23-15 in two years as starter (11-6 in '91)...Has second-most starts by QB under Ditka (McMahon has 61)...Earned starting job in 1990 training camp...Holds club record for completion pct., season (62.4); lowest interception pct., career (1.83); and consecutive passes without an interception (173)...Second in completion pct., career (57.7); and third highest career QB rating (74.4) in Bear history (400+ attempts)...His 1,060 rushing yards are third highest total among active Bears.

1991 SEASON: First Bear QB to start all 16 games since Vince Evans in 1981...Set club season records in attempts (478) and completions (275)...Finish just 55 yards shy of team record for most yards in a season...Established Bears' post-season record for most attempts (44) and completions (22) vs. Dal (12/29). His 218 passing yards were third-highest by a Chicago QB in the playoffs...Finished second in NFC with 478 attempts...Third on team with 70 rushing attempts for 338 yards...Game ball performance vs Jets: 28 for 42 for 303 yards and one TD (second most attempts in a Bears game without an interception)...Also earned game balls at Min (11/11) and at Ind (11/17)...Four games with 40-pass attempts: vs NYJ, vs Wash, vs Mia, at Det...Threw 47 passes, completing 27 for 244 yards, but had four interceptions and lost two fumbles, in Thanksgiving Day loss at Det (11/28)...Surpassed the 1,000-yard career rushing mark vs. Green Bay...Had TD throws of 84 yards (to Morgan at Indy) and 75 yards (to Davis vs. NYG). **Games played-started: 16-16**

HARBAUGH

PREVIOUS SEASONS: 1990 — Earned starting job in training camp after battling with Tomczak...Started first 14 games before suffering separated shoulder in third quarter at Det (12/16). Placed on IR (12/19) and sidelined remainder of season and playoffs...Threw just one interception in 243 attempts from 9/23 to 12/9 which included club record 173 straight from 10/28 to 12/9...Game ball at GB (9/16) 11 of 14 for 161 yards and one TD; and vs. Rams (10/14) with career-high 248 yards and two TDs on 18 of 25 throwing...Game's leading rusher with 47 yards on six carries vs. Atl (11/11)...Set career high in attempts (39) and completions (23) and had game's longest run (21-yarder) vs. Det (12/2)...10 straight completions at Min (9/25) and vs. Det (12/2)...Finished with 321 rushing yards, fourth among NFL QBs. **1989** — Assumed QB duties early in second period vs. Rams (10/29) and sparked club to 20-10 victory by completing 10 of 13 for 157 yards and rushing five times for 31 yards and TD...Made first start of season (first ever through merit) the following week at GB and attempted 30 passes completing 16 for 203 yards...Threw first pro TD on Monday Night Football at Clev (10/23)—five-yarder to Wendell Davis in fourth period...First down completion percentage of 75.4% (52 of 69)...Connected on 47 of 67 passes (70.1%) when entering game as reserve...Led club to 20-0 win at Pit in Week 10 completing 13 of 25, but had string of 95 passes without an interception snapped on game's first attempt...Season-best 21 completions in 29 attempts when replacing injured Tomczak vs. Det (12/10)...Season-long 49-yarder to Anderson following week vs. GB...Bears rushing leader in two of final three games: 61 yards vs. Det; 44 yards at SF...Third on team with 45 rushing attempts, 276 yards, and three TDs. **1988** — Appeared in eight games, including two starts...Made first career start on Monday Night Football (McMahon and Tomczak were injured) at LA Rams (12/5) completing 11 of 30 for 108, two int., and gaining 32 yards on six carries...Led club to 13-12 win following week vs. Det with 18 of 26 for 174 including four-yard TD run...Replaced injured Tomczak in third quarter vs. GB (11/27) and connected on 10 of 19 passes for 98 yards in 16-0 win...Played on kickoff coverage team in two games: vs Dal (10/16) and vs. SF (10/24). **1987** — Served as team's third quarterback...Held for FG/PATs in first three union games...Saw action at quarterback in three games, including entire second half at SF (12/14) where he completed eight of 11 for 62 yards.

COLLEGIATE, PERSONAL: UPI's Big Ten MVP as senior...First passer in Michigan history to throw for over 2,000 yards in a season as he completed 167 of 254 passes (65.8%) for 2,557 yards and 10 TDs...Second in country with a 157.0 rating and fifth in total offense with 2,685 yards...Academic all-Big Ten...Led NCAA in passing efficiency as junior while earning all-league honorable mention by AP and UPI...Completed 63.9% of passes while establishing school single-season record 18 TD passes...Led club to 3-1 start as sophomore before suffering a broken arm vs. Mich. St. which sidelined him remainder of season...Outdueled Bernie Kosar and Miami in a 22-14 victory by completing 14 of 18 for 135 yards including 45-yard TD strike...Redshirted in 1982...All-league choice in football, baseball, and basketball at Palo Alto (CA) High...Threw for 2,093 yards and 34 TDs in two seasons as prep; averaged 19.8 points and 10.3 rebounds; batted .417 with 5-2 pitching record...Competed in *Superstars* this off-season...Works closely with Uhlich Children's Home and has pledged \$2,000 for each Bears' victory...Spokesperson for March of Dimes...Made off-season poster for Drug Enforcement Agency with fellow Chicago athletes Dawson, Roenick, Jordan, and Ventura...Father Jack served as DB coach under Bo Schembechler at Michigan and is now head coach at Western Kentucky...Brother John is assistant coach at University of Cincinnati...Enjoys golf and basketball, reading history books, and playing cards...Degree in communications with 3.06 GPA in post-graduate studies...Given name James Joseph Harbaugh...Single...Resides in Deerfield, IL.

Harbaugh's Pro Stats

	Passing							Rushing							G-GS
	Att	Cmp	Yds	Pct	Lg	TD	Int	Rating	No	Yds	Avg	Lg	TD		
1987	11	8	62	72.7	21	0	0	86.2	4	15	3.8	9	0		6-0
1988	97	47	514	48.5	56	0	2	55.9	19	110	5.8	19	1		8-2
1989	178	111	1,204	62.4	49	5	9	70.5	45	276	6.1	26	3		12-5
1990	312	180	2,178	57.7	80	10	6	81.9	51	321	6.3	17	4		14-14
1991	478	275	3,121	57.5	84	15	16	73.7	70	338	4.8	20	2		16-16
Career	1,076	621	7,079	57.7	84	30	33	74.1	189	1,060	5.6	26	10		56-37
Playoffs															
1991	44	22	218	50.0	19	1	2	53.0	7	26	3.7	9	0		1-1
Career	44	22	218	50.0	19	1	2	53.1	7	26	3.7	9	0		1-1

Harbaugh's Single Game Highs

Attempts: 47 at Det (11/28/91)

Completions: 28 vs. NYJ (9/23/91)*

Yards: 303 vs. NYJ (9/23/91)*

Long: 84 at Ind (11/17/91)

TDs: 3 vs. GB (12/17/89)

Interceptions: 4 at Det (11/28/91)

Rushes: 8 vs. Det (12/10/89)

Yards Rushing: 61 vs. Det (12/10/89)

Long Rush: 26 at TB (10/8/89)

* Overtime game

1987

DATE	W/L	OPPONENT	ATT	CMP	YDS	PCT	TD	INT	TKLD/LST	LG	RUSHING				
9/14	W	NY Giants							FG holder		RU	YD	TD	LG	
9/20	W	Tampa Bay							FG holder						
9/27	--	@ Detroit							Strike (Cancelled)						
10/4	W	@ Philadelphia							Strike						
10/11	W	Minnesota							Strike						
10/18	L	New Orleans							Strike						
10/25	W	@ Tampa Bay							FG holder						
11/1	W	Kansas City							Did not play						
11/8	W	@ Green Bay							Did not play						
11/16	L	@ Denver							Did not play						
11/22	W	Detroit	0	0	0	0.0	0	0	1/15	0	0	0	0	0	
11/29	W	Green Bay							Did not play						
12/6	W	@ Minnesota							Did not play						
12/14	L	@ San Francisco	11	8	62	72.7	0	0	3/30	21	3	15	0	9	
12/20	L	Seattle							Did not play						
12/27	W	@ LA Raiders	0	0	0	0.0	0	0	0/0	0	1	0	0	0	
PLAYOFFS															
1/10/88	L	Washington							Did not play						

HARBAUGH'S TOUCHDOWNS

Player	Pos	TDs	Yards (listed chronologically)
Wendell Davis	WR	8	5, 8, 43, 75, 22, 8, 20, 35
Neal Anderson	RB	8	21, 49, 16, 12, 50, 8, 6, 26
Ron Morris	WR	3	40, 18, 67
Brad Muster	RB	3	20, 3, 13
Tom Waddle	WR	3	37, 8, 6*
Dennis Gentry	WR	2	80, 19
Anthony Morgan	WR	2	7, 84
Jim Thornton	TE	1	8
Mark Green	RB	1	10

*post-season

Yards	1-9	10-19	20-29	30-39	40-49	50-59	60-69	70-79	80+
31 TDs:	10	6	5	2	3	1	1	1	2

includes post-season

HARBAUGH

1988

DATE	W/L	OPPONENT	ATT	CMP	YDS	PCT	TD	INT	TKLD/LST	LG	RUSHING			
9/4	W	Miami							Inactive					
9/11	W	@ Indianapolis							Did not play					
9/18	L	Minnesota	9	4	38	44.4	0	0	1/13	22	1	12	0	12
9/25	W	@ Green Bay							Did not play					
10/2	W	Buffalo							Did not play					
10/9	W	@ Detroit	3	2	10	66.7	0	0	0/0	6	0	0	0	0
10/16	W	Dallas							Special teams					
10/24	W	San Francisco							Special teams					
10/30	L	@ New England	5	0	0	0.0	0	0	0/0	0	1	5	0	5
11/6	W	Tampa Bay							Did not play					
11/13	W	@ Washington	1	1	56	100.0	0	0	0/0	56	1	-2	0	-2
11/20	W	@ Tampa Bay	4	1	30	25.0	0	0	1/9	30	1	8	0	8
11/27	W	Green Bay	19	10	98	52.6	0	0	1/12	14	2	19	0	14
*12/5	L	@ LA Rams	30	11	108	36.7	0	2	2/9	31	6	32	0	9
*12/11	W	Detroit	26	18	174	69.2	0	0	1/6	22	7	36	1	19
12/19	L	@ Minnesota							Did not play					
PLAYOFFS														
12/31	W	Philadelphia							Did not play					
1/8/89	L	San Francisco							Did not play					

1989

DATE	W/L	OPPONENT	ATT	CMP	YDS	PCT	TD	INT	TKLD/LST	LG	RUSHING			
9/10	W	Cincinnati							Did not play					
9/17	W	Minnesota	0	0	0	0.0	0	0	0/0	0	1	-1	0	-1
9/24	W	@ Detroit	1	1	21	100.0	0	0	0/0	21	3	3	1	4
10/2	W	Philadelphia							Did not play					
10/8	L	@ Tampa Bay	8	6	65	75.0	0	0	1/5	31	3	34	1	26
10/15	L	Houston							Did not play					
10/23	L	@ Cleveland	16	9	93	56.3	1	0	1/9	15	3	7	0	5
10/29	W	LA Rams	13	10	157	76.9	0	0	0/0	41	5	31	1	15
*11/5	L	@ Green Bay	30	16	203	53.3	0	0	0/0	46	3	29	0	23
*11/12	W	@ Pittsburgh	25	13	125	52.0	1	1	0/0	28	7	56	0	19
*11/19	L	Tampa Bay	24	12	126	50.0	0	3	0/0	20	3	6	0	6
11/26	L	@ Washington							Did not play					
12/3	L	@ Minnesota	0	0	0	0.0	0	0	1/2	0	0	0	0	0
12/10	L	Detroit	29	21	179	72.4	0	1	0/0	22	8	61	0	15
*12/17	L	Green Bay	28	20	205	71.4	3	3	0/0	49	2	6	0	4
*12/24	L	@ San Francisco	4	3	30	75.0	0	1	0/0	21	7	44	0	12

* = started game

1990

DATE	W/L	OPPONENT	ATT	CMP	YDS	PCT	TD	INT	TKLD/LST	LG	RUSHING			
											RU	YD	TD	LG
*9/9	W	Seattle	29	21	203	72.4	0	1	1/8	36	4	13	0	8
*9/16	W	@ Green Bay	14	11	161	78.5	2	1	2/4	40	3	8	1	4
*9/23	W	Minnesota	16	5	43	31.3	0	1	1/3	25	4	29	0	17
*9/30	L	@ LA Raiders	18	8	149	44.4	1	0	4/51	80	3	20	0	9
*10/7	W	Green Bay	8	6	73	75.0	0	0	1/1	18	2	9	0	13
*10/14	W	LA Rams	25	18	248	72.0	2	0	0/0	32	3	16	1	12
*10/28	W	@ Phoenix	14	9	166	64.3	1	1	1/7	67	5	24	1	13
*11/4	W	@ Tampa Bay	23	14	213	60.9	1	0	3/22	38	4	27	0	16
*11/11	W	Atlanta	28	14	195	50.0	1	0	1/8	51	6	47	0	16
*11/18	W	@ Denver	28	13	147	46.4	0	0	2/8	25	4	37	0	13
*11/25	L	@ Minnesota	26	17	157	65.4	1	0	7/41	34	0	0	0	0
*12/2	W	Detroit	39	23	208	59.0	1	0	2/11	50	5	47	1	21
*12/9	L	@ Washington	33	17	187	51.5	0	2	2/6	20	6	30	0	8
*12/16	L	@ Detroit	11	4	28	36.4	0	0	4/36	15	2	15	0	10
12/23	W	Tampa Bay	Injured Reserve — shoulder											
12/29	L	Kansas City	Injured Reserve — shoulder											

PLAYOFFS

1/6/91	W	New Orleans	Injured Reserve — shoulder											
1/13	L	@ NY Giants	Injured Reserve — shoulder											

1991

DATE	W/L	OPPONENT	ATT	CMP	YDS	PCT	TD	INT	TKLD/LST	LG	RUSHING			
											RU	YD	TD	LG
*9/1	W	Minnesota	24	18	186		1	0	0/0	37	2	4	5	0
*9/8	W	@ Tampa Bay	20	13	153		2	1	1/6	43	5	24	12	0
*9/15	W	NY Giants	25	15	221		1	1	2/15	75	4	26	15	0
*9/23	W	NY Jets	42	28	303		1	0	2/14	31	6	12	6	1
*9/29	L	@ Buffalo	35	17	203		0	1	0/0	25	3	16	11	0
*10/6	L	Washington	41	17	206		0	3	1/7	337	36	12	0	0
*10/17	W	@ Green Bay	29	18	142		1	1	2/5	25	6	29	15	0
*10/27	W	@ New Orleans	22	5	61		1	2	3/25	27	5	24	8	0
*11/3	W	Detroit	31	17	205		2	0	3/18	29	3	5	5	0
*11/11	W	@ Minnesota	27	18	180		1	1	0/0	21	5	8	9	0
*11/17	W	@ Indianapolis	32	18	287		2	1	3/14	84	2	7	6	1
*11/24	L	Miami	40	25	210		0	0	1/6	33	4	24	11	0
*11/28	L	@ Detroit	47	27	244		0	4	1/13	26	6	40	17	0
*12/8	W	Green Bay	25	16	209		2	1	2/14	35	4	19	16	0
*12/14	W	Tampa Bay	14	17	99		0	0	2/18	19	3	16	9	0
*12/23	L	@ San Francisco	24	17	212		1	0	1/8	40	5	48	20	0

PLAYOFFS

*12/29	L	Dallas	44	22	218		1	2	3/11	19	7	26	9	0
--------	---	--------	----	----	-----	--	---	---	------	----	---	----	---	---

QB'S UNDER DITKA

In Mike Ditka's 10 seasons as the Bears' head coach, he has employed 11 different starting quarterbacks. Last year when Jim Harbaugh started all 16 games (17 including the playoff contest), he became the first to start an entire season for the coach.

Quarterback	Regular season	Post-season
Bob Avellini (1982-84)	0-3 (.000)	—
Steve Bradley (1987)	0-1 (.000)	—
Vince Evans (1983)	1-2 (.333)	—
Doug Flutie (1986)	1-0 (1.000)	—
Steve Fuller (1984-86)	6-5 (.545)	1-1
JIM HARBAUGH (1987-91)	23-14 (.622)	0-1
Mike Hohensee (1987)	2-0 (1.000)	—
Greg Landry (1984)	1-0 (1.000)	—
Rusty Lisch (1984)	0-1 (.000)	—
Jim McMahon (1982-88)	46-15 (.754)	3-2
Mike Tomczak (1986-90)	21-10 (.677)	2-1
TOTAL	101-51 (.660)	6-6

HILGENBERG



63

Center
Twelfth Year
Iowa

6'3" - 270 lbs.
Mar. 21, 1960
FA-81

Jay HILGENBERG

PRO CAREER: Has played in 163 games, most of any offensive player (two behind McMichael), and started 130 of last 132...Has missed only two games since making club in 1981...Starter since last half of 1983 season...Did not long snap in 1990, but handled field goal and extra point snapping in '91...Offensive co-captain...Pro Bowl after 1985, '86, '87, '88, '89, '90 and '91 seasons.

1991 SEASON: Started seventh straight Pro Bowl (1986-92)...First-team all-pro by *Pro Football Weekly*, and all-NFC by UPI...Game ball for effort at Min (11/11) as offense rolled up 34 points and rushed for 178 yards...Handled snaps on field goals and extra points. **Games played-started:** 16-16

PREVIOUS SEASONS: **1990** — First-team all-NFC by UPI and *Pro Football Weekly*...Earned sixth consecutive trip to Pro Bowl as starter...Streak of 106 consecutive starts was snapped at Phx (10/28) when he came down with the flu the night before the game and could not play...Game ball for effort vs. Min (9/23)...Fought elbow and ankle problems throughout season...Missed final regular season game vs. KC (12/29) due to ankle...Off-season surgery on right elbow (2/11) by Dr. John Andrews. **1989** — First-team all-pro by AP and *Pro Football Weekly*; all-NFC by UPI...Missed second half of game at Pit (11/12) due to knee injury. **1988** — All-NFL choice by AP, PFWA, *Sporting News*, *Pro Football Weekly*; all-NFC selection by UPI, *Football News*...Started all 16 regular season games and both playoffs...Recovered two fumbles. **1987** — Turned in outstanding season despite dislocated right elbow and torn left rotator cuff...Both injuries required off-season surgery...Injury limited deep snapping on punts, but still managed to handle FG/PAT snaps on part-time basis...Consensus all-NFC choice. **1986** — Broke right hand at Det (12/15), but played remainder of season...All-NFC selection and Pro Bowler. **1985** — Second-team all-pro by AP and NEA, all-NFC selection by PFW and UPI while earning first Pro Bowl appearance. **1984** — Started all 16 games plus playoffs. **1983** — Became starter midway through season replacing Dan Neal who he backed up for 2.5 seasons...Made first pro start vs. Det (10/30). **1982** — Played in every game on special teams. **1981** — Handled all long snapping as Bears punted a NFL-record 114 times.

COLLEGIATE, PERSONAL: All-Big Ten selection last two seasons at Iowa; honorable mention all-American...Four-year letterman...Played in Blue-Gray, Hula, and Japan Bowls...General studies major...Community service work includes: Boys Hope, American Heart Association, and United Way...Finalist for 1987 Miller Lite/NFL Offensive Lineman of Year...Avid outdoorsman and golfer...Father (Jerry) was all-American center at Iowa in 1950s...Brother (Jim) preceded him as Hawkeye center...Brother (Joel) followed him at Iowa and currently plays with Saints...Nephew of Wally Hilgenberg, linebacker with Lions and Vikings (1964-79)...Co-chairman of March of Dimes annual golf tournament...Bears' 1991 Travelers' NFL Man of the Year nominee...Prepped at Iowa City High School...Given name Jay Walter Hilgenberg...Daughter (Mara)...Resides in Lake Forest, IL.

Hilgenberg's Pro Stats

Games-Starts: 163-130 — 1981 (16-0); 1982 (9-0); 1983 (16-8); 1984 (16-16); 1985 (16-16); 1986 (16-16); 1987 (12-12); 1988 (16-16); 1989 (16-16); 1990 (14-14); 1991 (16-16)

Playoffs: 12-12 — 1984 (2-2); 1985 (3-3); 1986 (1-1); 1987 (1-1); 1988 (2-2); 1990 (2-2); 1991 (1-1)



89

eric IHNAT

Tight End
First Year
Marshall (WV)
6'4", 245 lbs.
Aug. 18, 1968
FA-91

PRO CAREER: Spent 1991 on practice squad...Played briefly for Ohio Glory in WLAF in spring of 1992.

1991 SEASON: Waived in cutdown to 60 (8/19), but joined club's practice squad (8/27). Games played-started: 0-0

COLLEGIATE, PERSONAL: First team all-America by Kodak, AP, and Walter Camp following senior season...Caught 55 passes for 592 yards and three touchdowns as senior...Season-best 89 yards on nine receptions vs. Eastern Kentucky...Career-best 106 yards on just five balls including 38-yard TD as junior against Georgia Southern...Played tight end and linebacker at Watterson (Columbus, OH) High School...Given name Eric Lloyd Ihnat...Single...Resides in Lake Bluff.

BLANKED

The Bears have been involved in 183 shutouts in their 72-year history. Chicago won 112 of the shutouts and lost 54 while 17 of the blankings resulted in a 0-0 tie (all before 1933).

By Month:

September	10-11- 4
October	41-15- 4
November	43-14- 4
December	16-13- 5
January	2- 1- 0
TOTAL	112-54-17

At home:	66-22-10
On the road:	46-32- 7

By Decade:

1920	48-15-13
1930	25-10- 4
1940	12- 2- 0
1950	2- 1- 0
1960	5-11- 0
1970	7-11- 0
1980	10- 4- 0
1990	3- 0- 0
TOTAL	112-54-17

The above breakdowns include playoff games — the Bears are 4-1 in post-season shutouts.

JENNINGS



85

Tight End
Third Year
Clemson
6'4", 265 lbs.
May 19, 1966
FA-91

keith JENNINGS

PRO CAREER: Has three career starts...Nine of his 14 career receptions have come against the Packers.

1991 SEASON: Joined club (10/9) when Cap Boso was lost for the season with a knee injury...Started for injured Thornton vs. GB (12/8) and led all Bears with four catches for 63 yards while earning a game ball...Also started final two games and playoff contest vs. Dallas...Saw first action at GB(10/17) catching one seven-yard pass...Also had one catch at Ind (11/17), at Det (11/28), and at SF (12/23)...Spent training camp with Broncos; released in final cutdown.
Games played-started: 10-3

PREVIOUS SEASONS: 1990 — Released by Cowboys during training camp...Joined Montreal Machine in WLAFL. 1989 — Selected in fifth round by Dallas...Waived in Cowboys' final cutdown...Rejoined team on practice squad...Activated in Week 7 and played in final 10 games on special teams and as second tight end...First career reception was six-yarder at NYG (12/16)...Caught four passes for 37 yards vs. GB in season finale (12/24).

COLLEGIATE, PERSONAL: Honorable mention all-America as wide receiver at Clemson as senior...Finished as Tigers' eighth all-time leader with 78 catches and ninth with 1,117 yards...Led Tigers with 30 receptions in 1988...Considered one of club's top blockers, leading wideouts in "knockdowns" final two years...Had Clemson bowl-record with 110 receiving yards vs. Penn State in Citrus Bowl during junior season...Top regular season game was six-for-84 yards vs. NC State in 1987...Roomed with James Lott, Bears cornerback, during sophomore season...Caught 85 passes for 1,760 yards and 17 TDs in final two years at Summerville High (SC)...Led team to three state titles...All-state first baseman who played on two state champion teams...Brother of Stanford Jennings, nine-year running back/kick returner of Cincinnati Bengals...Given name Keith O'Neal Jennings...Married (Yolanda)...Resides in Lake Bluff.

Jennings' Pro Stats						
	Rec.	Yds	Avg	LG	TD	G-GS
1989 Cowboys	6	47	7.8	14	0	10-0
1990	Did not play					
1991 Bears	8	109	13.6	19	0	10-3
Career	14	156	11.1	19	0	20-3
Playoffs						
1991 Bears	0	0	0.0	0	0	1-1
Career	0	0	0.0	0	0	1-1
Jennings' Single Game Highs						
Rec.: 4 vs. GB (12/24/89); vs. GB (12/8/91)				Rec. yards: 63 vs. GB (12/8/91)		



53

Linebacker
Fifth Year
Oklahoma
6'1", 240 lbs.
Mar. 23, 1965
D2-88**danté JONES**

PRO CAREER: Has been Mike Singletary's back-up at middle linebacker for past four seasons...Both career starts were at outside linebacker.

1991 SEASON: Season-high nine tackles, including six solo, vs NYG (9/15). Prevented TD with goaline stop of Ottis Anderson...Six stops, four solo, and one forced fumble at Buf (9/29)...Four solo tackles following week vs. Wash (10/6)...Eight stops vs. Dal (12/29). **Games played-started:** 16-0

PREVIOUS SEASONS: **1990** — Injured knee in pre-season practice (8/27) and placed on Injured Reserve (9/4)...Activated 12/19 following game at Det when Rivera, Roper, and Cox all were injured...Immediately saw action vs. TB (12/23) recording four tackles and 14-yard sack...Sack following week vs. KC...Recovered blocked field goal in playoffs vs. NO (1/6/91) and contributed two tackles on special teams. **1989** — Replaced an injured Singletary at MLB early in season finale at SF (12/24). Finished with career-high 14 tackles including nine solo...Started at right linebacker in season opener vs. Cin (9/10) recording six tackles...Injured hamstring in Week 3 and placed on IR (9/27)...Returned for game at Pit (11/12) and contributed primarily on special teams for the remainder of season. **1988** — Made only start vs. Dal (10/16) at RLB replacing injured Morrissey. Had 10 tackles, including six solos, before suffering sprained left ankle in fourth quarter...Did not play following week vs. SF (10/24)...Appeared as reserve and special teamer in remaining games.

COLLEGIATE, PERSONAL: Big Eight Defensive Player of Year as senior...Had 118 tackles to pace unit that allowed just 82 points in 11 games...Also had three interceptions, five tackles-for-loss, and sack...Split time at OLB as junior...Defensive Player of Game in 1987 Orange Bowl after nine tackles, deflected pass, and interception while filling in for suspended Brian Bosworth...Also split time as sophomore recording 71 tackles and two sacks...All-state linebacker at Dallas' Skyline High...Degree in political science...Enjoys writing songs in spare time...Given name Danté Delaneo Jones...Single...Resides in Vernon Hills.

Jones' Pro Stats

	Interceptions				TfLs-Solo	Force Fum	Fum Rec	Pass Def	Sack-Yds	G-GS
	No	Yds	Lg	TD						
1988	0	0	0	0	16-10	0	0	0	0-0	15-1
1989	0	0	0	0	28-14	0	0	0	0-0	10-1
1990	0	0	0	0	9-6	1	0	0	2-21	2-0
1991	0	0	0	0	28-16	1	0	0	0-0	16-0
Career	0	0	0	0	81-46	2	0	0	2-21	43-2
Playoffs										
1988	0	0	0	0	0	0	0	0	0-0	2-0
1990	0	0	0	0	0	0	0	0	0-0	2-0
1991	0	0	0	0	8-2	0	0	0	0-0	1-0
Career	0	0	0	0	8-2	0	0	0	0-0	5-0

Jones' Single Game Highs

Tackles: 14 at SF (12/24/89)

Solos: 9 at SF (12/24/89)

JUSTIN / KOZLOWSKI



11

Quarterback
First Year
Arizona State
6'4", 202 lbs.
May 19, 1968
D7-91

paul JUSTIN

PRO CAREER: Spent 1991 on practice team.

1991 SEASON: Did not throw a pass in pre-season...Waived in final cutdown (8/27), but joined practice team the following day where he spent the entire season. **Games played-started:** 0-0

COLLEGIATE, PERSONAL: Second on the Sun Devils all-time passing list with 5,761 yards...34 career TD passes ranks sixth in school history...Co-offensive MVP as senior with first-rounder Leonard Russell (Patriots) despite missing four games...Completed 51.8% of passes for 1,876 yards and ten TDs...Dislocated left shoulder vs. Missouri and missed next four games...*Sports Illustrated* National Offensive Player of Week in first game following injury: 19 of 25 for 379 yards and three TDs; rushed for two TDs in 51-26 rout of Washington State...Season-high 505 yards passing, completing 34 passes on school-record 63 attempts vs. Houston...*Sporting News*, *Football News*, and AP honorable mention all-America as junior...Second-team all-Pac 10...Threw for 2,591 yards, second in ASU history behind Danny White's 2,878 yards in 1973...Led conference with 269 yard average in total offense...Completed 27 of 48 passes for 272 yards vs. UCLA; 20 of 35 for 249 yards and two TDs vs. Oregon State...Set school and Pac 10 record with 534 passing yards (34 of 47, four TDs) vs. Wash St...Closed season with 339-, 296-, and 307-yard performances...Became starter in seventh game of sophomore season and earned honorable mention all-league honors...Set Pac 10 season interception percentage record with only two in 150 attempts (1.33%)...Threw for 321 yards on 22 of 34 marksmanship in 31-28 win over Washington State in just second career start...Saw action in seven games as freshman...First collegiate start was vs. Washington: 20 of 36 for 231 yards, two TDs...Redshirted as true freshman in 1986...Earned three letters in baseball, two in football, and one in basketball at Schaumburg High...*Chicago Sun-Times* and *Chicago Tribune* all-area selection following senior season in which he set school records in passing yards (2,036) and TD passes (17)...Justice studies major...Given name Paul Donald Justin...Single...Resides in Buffalo Grove.



88

Wide Receiver
Sixth Year
BYU
6'1", 205 lbs.
Dec. 31, 1962
D11-86

glen KOZLOWSKI

PRO CAREER: Valuable special teams player and back-up receiver since 1987.

1991 SEASON: Led special teams in tackles (35) for third straight year...Forced fumble in season opener vs. Min (9/1)...Recovered fumble and made key solo tackle vs. NYG (9/15) to earn game ball...Game ball for special teams effort vs. Det (11/3)...Caught five-yard pass vs. NYJ (9/23) and 11-yarder at Min (11/11)...Scored TD in pre-season on 22-yard reverse vs. 49ers in Berlin, Germany...Waived in final cutdown (8/27), but rejoined club the following day when Gardocki, Morris, and Gayle were placed on IR. **Games played-started:** 16-0

PREVIOUS SEASONS: 1990 — Pulled groin in training camp and placed on IR prior to season (9/4)...Activated (10/6) and caught two passes for 17 yards following day vs. GB (10/7)...Two receptions for 12 yards at Wash (12/9)...Led special teams in tackles (23) for second straight year...32-yard catch vs. Rams (10/14)...Surgery on right shoulder (1/15) by Dr. John Bma. **1989** — Club's fifth wide receiver...Had 22 special teams tackles as "gunner"...Career-long 55-yard catch from Tomczak at Det (9/24)...Blocked punt vs. Det (12/10)...Returned four punts vs. TB (11/19). **1988** — Three receptions for 92 yards...50-yard catch from McMahon vs. Min (9/18)...Third on special teams with 13 tackles...Two kickoff returns for 37 yards... **1987** — Released in final cutdown...Joined team for non-union games and led Bears with 15 receptions...Five catches for 65 yards and two TDs at Phil (10/4)...Seven receptions for 87 yards and TD vs. Min (10/11)...Broke ankle in fourth quarter vs. NO (10/18) and spent remainder of season on IR. **1986** — Drafted by Bears in 11th round, but was still recovering from college knee injury...Placed on IR for entire season.

COLLEGIATE, PERSONAL: Played in just five games as senior due to knee injury...Tore anterior cruciate ligament in right knee and required surgery (1/86)...Caught 23 passes for 436 yards and two TDs as senior...All-WAC as junior after 55 catches for 879 yards and 11 TDs...Caught 29 passes for 376 yards in freshman year when Jim McMahon was QB...Older brother Mike played safety for Miami Dolphins (1979-86)...Prepped at Carlsbad (CA) High...Established Great Expectations, a charitable organization which talks to youths about staying in school and keeping off drugs...Given name Glen Allen Kozlowski...Married (Julie)...Four sons (Brent, Tyler, Kyle, and Kelin)...Resides in Wildwood.

Kozlowski's Pro Stats

	Receiving					Kickoff Returns					Punt Returns					G-GS
	No	Yds	Avg	LG	TD	No	Yds	Avg	LG	TD	No	Yds	Avg	LG	TD	
1986						Injured Reserve — knee										
1987	15	199	13.3	28	3	3	72	24.0	31	0	0	0	0.0	0	0	3-3
1988	3	92	30.7	50	0	2	37	18.5	24	0	1	0	0.0	0	0	16-0
1989	3	74	24.7	55	0	1	12	12.0	12	0	4	-2	-0.5	4	0	15-0
1990	7	83	11.9	32	0	0	0	0.0	0	0	0	0	0.0	0	0	12-0
1991	2	16	8.0	11	0	0	0	0.0	0	0	0	0	0.0	0	0	16-0
Career	30	464	15.5	55	3	6	121	20.2	31	0	5	-2	-0.4	4	0	62-3

Also: 1 rush for 3 yards in 1988.

Playoffs:

	Receiving					Kickoff Returns					Punt Returns					G-GS
	No	Yds	Avg	LG	TD	No	Yds	Avg	LG	TD	No	Yds	Avg	LG	TD	
1987						Injured Reserve — ankle										
1988	0	0	0.0	0	0	1	23	23.0	23	0	0	0	0.0	0	0	2-0
1990	1	10	10.0	10	0	0	0	0.0	0	0	0	0	0.0	0	0	2-0
1991	0	0	0.0	0	0	0	0	0.0	0	0	0	0	0.0	0	0	1-0
Career	1	10	10.0	10	0	1	23	23.0	23	0	0	0	0.0	0	0	5-0

Kozlowski's Single Game Highs

Receptions: 7 vs. Min (10/11/87)

Yards receiving: 87 vs. Min (10/11/87)

TDs: 2 at Phil (10/4/87)

Long: 55 at Det (9/24/89)

KUMEROW



92

Defensive Line
Fourth Year
Ohio State
6'7", 270 lbs.
Apr. 17, 1965
TR-91

eric KUMEROW

PRO CAREER: Missed first season with Bears after pre-season injury to Achilles tendon...Played both defensive end and linebacker in three seasons with Dolphins...May play tight end as well as defensive end in '92 training camp.

1991 SEASON: Ruptured Achilles tendon in pre-season game vs. 49ers in Berlin (8/3)...Spent entire season on Injured Reserve...Underwent surgery (8/5)...Obtained in trade with Dolphins (1/31/91) for Vestee Jackson. **Games played-started:** 0-0

PREVIOUS SEASONS: 1990 — Saw action in all regular season games and both post-season contests...Recorded first pro interception at Pit (9/30) returning Bobby Brister pass five yards...Credited with only tackle of season at Clev (11/25). **1989** — Played in 12 games during injury-plagued season...Sprained medial collateral ligament in pre-season joint practice session with Falcons (8/4)...Missed entire pre-season and season opener...Three tackles and two sacks at NE (9/14)...Suffered groin injury vs. Pit (11/26) and missed next two games. **1988** — Dislocated fingers in pre-season; wore cast in season opener vs. Chi (9/4), but still recorded three tackles...Sprained ankle in practice and inactive vs. GB (9/18)...Recorded first pro sack in Week 5 vs. Min (10/2)...One sack in each of the next two games...Pulled groin vs. Clev (12/12) and missed season finale.

COLLEGIATE, PERSONAL: Three-year starter at Ohio State...First-team all-Big Ten following junior and senior season...Teamed with Chris Spielman (Lions)...Finished career with 229 stops, 23 sacks, 39 tackles-for-loss, seven forced fumbles, three fumble recoveries and one interception...Led Big Ten with eight sacks as senior...Recorded 73 tackles, 15 for-loss, in final campaign...Nine stops, three sacks, and five tackles-for-loss in win over Purdue...Defensive Lineman of the Year as junior by Big Ten Radio Broadcasters Association as he led team with six sacks...Started every game as strongside linebacker as sophomore and led team with six sacks...Career-high 13 stops vs. Pitt...Redshirt quarterback in freshman season (1983)...Quarterbacked scout team before asking to move to defense during 1984 spring practice...Degree in education...Prepped at Oak Park-River Forest High School where he lettered in football (quarterback and defensive back), basketball, and baseball...Given name Eric Palmer Kumerow...Married (Tammi Jean)...Son (Jake Anthony)...Resides in Long Grove.

Kumerow's Pro Stats

	Interceptions				Tkl-Solo	Force	Fum	Fum Rec	Pass Def	Sack-Yds	G-GS
	No	Yds	Lg	TD							
1988 Dolphins	0	0	0	0	8-7	0	0	0	0	3-33	14-0
1989 Dolphins	0	0	0	0	13-12	0	0	0	0	2-17	12-0
1990 Dolphins	1	5	5	0	1-1	0	0	0	0	0-0	16-0
1991 Bears	Injured Reserve — Achilles tendon										
Career	1	5	5	0	22-20	0	0	0	0	5-50	42-0
Playoffs											
1990 Dolphins	0	0	0	0	0	0	0	0	0	0-0	2-0
1991 Bears	Injured Reserve — Achilles tendon										
Career	0	0	0	0	0	0	0	0	0	0-0	2-0



33

Running Back
Second Year
Texas A & M
5'10" ; 225 lbs.
Nov. 7, 1968
D6-91

darren LEWIS

PRO CAREER: Spent rookie season as backup fullback and halfback...Had 36 rushing yards during regular season, but 65 in playoff game vs. Dallas.

1991 SEASON: Moved from halfback to fullback early in regular season when Muster was injured...Had best game in playoff contest vs. Dal (12/29) rushing nine times for 65 yards (11-yard long), and returning three kickoffs for 44 yards (26-yard long)...Inactive in Week 3 with leg infection...Three carries for 11 yards including season-long nine-yarder vs. NYJ (9/23)...Five carries for 10 yards vs. GB (12/8) and three carries for six yards vs. TB (12/14)...Third with 15 special teams tackles...Carried 27 times for 106 yards and one TD in pre-season. **Games played-started:** 15-0

COLLEGIATE, PERSONAL: Holds 13 Southwest Conference and 25 school records, including most yards rushing (5,012), rushing attempts (909), 200-yard games (five), rushes per game (20.7), and yards per carry (5.5)...His 5,012 career yards rank fifth on the all-time list behind Tony Dorsett (6,082), Charles White, Herschel Walker, and Archie Griffin...College passing: six of 11 for 150 yards and four TDs...SWC Offensive Player of Year and consensus all-American as senior...Third in nation averaging 140.9 yards rushing...Ten 100-yard games in 12-game season...Scored 18 TDs and gained 1,691 yards (5.8 avg.), one yard shy of school record he set as sophomore...Conference Player of the Week after 232 yards on 34 carries vs. Texas Tech...Second 200-yard game was 207-yard, four-TD effort vs. SMU...Third-team all-American by *Football News* and honorable mention by *Sporting News* after junior year...Consensus second-team all-SWC selection...Third in conference with 961 yards on 185 carries and 11 TDs...201-yards and two TDs on 28 carries vs. Rice...SWC Offensive Player of Year, first-team all-America by *Sporting News* and AP as sophomore...Second in nation with school's single season record 1,692 yards and 306 carries (5.5 avg.)...The 1,692 yards erased Bob Smith's 1,302 which stood for 41 years...Fell just 82 yards shy of Earl Campbell's 1,774 yards in 1977 as best rushing season in SWC. The 306 attempts established a conference record...Set Aggie record with 10 consecutive games over 100-yards rushing...Season best was 212 yards on 38 carries vs. Texas...Also had games of 201 yards vs. Houston and 192 yards vs. Arkansas...SWC Newcomer of the Year and second-team all-SWC as freshman...Led team with 668 yards and eight TDs on 127 carries...Season-high 194 yards, including scoring runs of 80- and 35-yards vs. TCU...Threw 24-yard TD and ran for 52 yards on seven carries in 35-10 Cotton Bowl win over Notre Dame...*Parade* all-American from Dallas' Carter High...Gained 1,658 yards on 195 carries as senior...Broke leg in junior season, but still managed 995 yards, including a 309-yard performance...Sports management major...Given name Darren Lewis...Married (Tiffany)...Son (Kendrick) and daughter (Kierra)...Resides in Lake Bluff.

Lewis' stats on next page.

LEWIS

Lewis' Pro Stats

	Rushing					Kickoffs					G-GS
	No	Yds	Avg	Lg	TD	No	Yds	Avg	Lg	TD	
1991	15	36	2.4	9	0	2	13	6.5	13	0	15-0
Career	15	36	2.4	9	0	2	13	6.5	13	0	15-0
Playoffs											
1991	9	65	7.2	11	0	3	44	14.7	26	0	1-0
Career	9	65	7.2	11	0	3	44	14.7	26	0	1-0

Lewis' Single Game Highs

Rushes: 9 vs. Dal (12/29)*

Yards rushing: 65 vs. Dal (12/29)*

Long rush: 11 vs. Dal (12/29)*

* Playoffs

KORs: 3 vs. Dal (12/29)*

KOR Yards: 44 vs. Dal (12/29)*

Long KOR: 26 vs. Dal (12/29)*



46

Cornerback
First Year
Clemson
5'9", 181 lbs.
Jan. 8, 1967
FA-90

james LOTT

PRO CAREER: Re-joined Bears late in 1990 as back-up cornerback after being waived in training camp...Spent 1991 on practice squad...Played for Montreal Machine in WLAF's 1992 season.

1991 SEASON: Waived in final cutdown (8/26), but rejoined team on practice team (8/27) where he spent the rest of the season. **Games played-started:** 0-0

PREVIOUS SEASONS: 1990 — Signed to active squad (12/31) after David Tate twisted his ankle in season finale vs. Chiefs...Did not see game action, being one of the two inactive for each playoff game...Signed as free agent (4/27) and released in final cuts (9/3)...Re-signed to practice squad (11/27) when Tate and Woolford sprained an ankle at Min (11/26) while Stinson was out for season.

COLLEGIATE, PERSONAL: Started 42 games in four seasons to establish school record for starts by a defensive back...54 tackles (29 solo), two forced fumbles, one interception, and one fumble recovery as senior...Led team with 27 punt returns for 226 yards (8.4 average) including 50-yard long...Started at corner before moving to free safety as junior...Second among DBs with 62 stops...Returned 10 punts for 72 yards and had school's only blocked field goal...Finished 16th in nation in punt returns as sophomore with 12.1 average, but second on team behind Woolford (15.0)...Had 94 yards on three returns vs. Western Carolina...Four interceptions as sophomore...Started at cornerback and free safety as freshman...Eight tackles in each of final two games and 10 stops in Gator Bowl...ACC Rookie of the Week vs. Wake Forest...Redshirt in 1985...Football, basketball, and track star at AL Brown in Kannapolis, NC...Led football team to 13-1 record and runner-up in state playoffs...Competed in long jump, 100-yard and 200-yard dash, and 400-yard relay at state level...Averaged 14.5 points with 78 steals in final season of basketball...Student council president...Majored in Sociology...Married (Jenā)...Resides in Gurnee.



26

 Cornerback
 Third Year
 Alabama
 5'10", 178 lbs.
 Mar. 16, 1967
 D6-90

john MANGUM

PRO CAREER: Used primarily on special teams and as fifth defensive back in passing situations.

1991 SEASON: Played in all 16 games as part of Bears nickel package...Game ball for career-high 10 tackles (eight solo), fumble recovery, and pass defended at TB (9/8)...Started for injured Woolford following week vs NYG (9/15) making nine tackles and earning game ball for effort on field goal block team...Nine-yard sack of Tomczak at GB (10/17) late in game...Eight solo tackles in game ball performance at NO (10/27)...First regular season interception following week vs. Det (11/3) along with seven tackles (six solo) and two passes defended. **Games played-started:** 16-1

PREVIOUS SEASONS: 1990 — Waived in Bears' final cutdown (9/3)...Signed to Tampa Bay's practice squad (10/3)...Signed to Bears' active roster (10/23) when Douglass was placed on IR...Saw action on special teams and as cornerback in nickel situations...Three solos in both Lions games (12/2 and 12/16)...First career interception in playoff game vs. Saints (1/6/91) resulted in Bears' opening drive field goal...Team-high three passes defended including fourth quarter knockdown in endzone vs. NO.

COLLEGIATE, PERSONAL: All-American cornerback as senior and sophomore; all-SEC final three seasons...16 career interceptions...Third on team with 68 tackles as senior...Led squad with five pickoffs for 37 yards and 24 pass deflections...Late interception to preserve win vs. Vanderbilt earned SEC Player of the Week honors...Led secondary with 66 tackles in junior campaign...Led team with 13 passes defended and picked off five for 57 yards...Recorded 11 stops and two interceptions vs. Vanderbilt...Returned interception for TD vs. Tenn...Started every game as sophomore contributing season-high 81 tackles...Led team with 10 passes defended; recovered two fumbles and had five interceptions...Contributed 12 tackles and an interception vs. Notre Dame...Played in every game as freshman...Quarterback and defensive back in leading Magee High to back-to-back Mississippi State Championships...Father (John) played for Boston Patriots of American Football League...Banking and finance major with 3.2 grade point average...Married (Stacy)...Resides in Lake Bluff.

Mangum's Pro Stats

	Interceptions				Tkl-Solo	Force	Fum	Fum Rec	Pass Def	Sack-Yds	G-GS
	No	Yds	Lg	TD							
1990	0	0	0	0	13-9	1	0	1	1	0-0	10-0
1991	1	5	5	0	68-49	1	1	7	7	1-9	16-1
Career	1	5	5	0	81-58	2	1	8	8	1-9	26-1
Playoffs											
1990	1	9	9.0	0	3-3	0	0	3	3	0-0	2-0
1991	0	0	0.0	0	1-0	0	0	0	0	0-0	1-0
Career	1	9	9.0	0	4-3	0	0	3	3	0-0	3-0

Mangum's Single Game Highs

Tackles: 10 at TB (9/8/91)

Solo: 8 at TB (9/8/91); at NO (10/27/91)

Passes Defended: 3 vs. NO* (1/6/91)

*Playoff game

MATTES



75

Tackle
Seventh Year
Virginia

6'6", 298 lbs.
Aug. 8, 1963
TR-91

ron MATTES

PRO CAREER: Has started at both right and left tackle with Seahawks...Converted from defensive lineman in college.

1991 SEASON: Obtained in pre-season trade with Jets (8/19) for eighth-round draft pick in '92...Was intended receiver on TD pass at Buf (9/29)...Played second half at left tackle vs. Wash (10/6)...Pulled hamstring at GB (10/17) and was inactive next week at NO (10/27). **Games played-started:** 15-0

PREVIOUS SEASONS: 1990 — Played in 15 games, starting seven...Moved to right tackle after playing on left side for four years. 1989 — Played all 16 games at left tackle...Started eight games from Week 3-8 and Week 14. 1988 — Started all 16 games at left tackle. 1987 — Started all 12 games at left tackle. 1986 — Started all 16 games at left tackle. 1985 — Spent entire year on IR with back injury...Learned offensive lineman skills after playing on defense at Virginia.

COLLEGIATE, PERSONAL: First-team all-ACC as senior by Atlantic Coast Sportswriters Association and AP...Played in Senior Bowl...Led Cavaliers' defensive line in tackles with 68 stops in 1984...Led team with nine sacks and three fumble recoveries as senior...Had one forced fumble and blocked a punt...Named ACC Defensive Lineman of the Week three times in final season...Team-leader with six sacks as junior...Graduated with psychology degree...Three sport star (football, basketball, and track) at North Schuylkill High in Rington, PA...Married (Susan)...Daughter (Nicole), son (Ron)...Resides in Deerfield.

Mattes' Pro Stats

Games-Starts: 80-49 — 1985 Seahawks (Injured Reserve); 1986 Seahawks (16-6); 1987 Seahawks (12-12); 1988 Seahawks (16-16); 1989 Seahawks (16-8); 1990 Seahawks (15-7); 1991 Bears (15-0)

Playoffs: 3-2 — 1987 Seahawks (1-1); 1988 Seahawks (1-1); 1991 Bears (1-0)



76

Defensive Tackle
Thirteenth Year
Texas6'2", 270 lbs.
Oct. 17, 1957
FA-81

steve McMICHAEL

PRO CAREER: Tied for third (with Dan Hampton) on Bears' all-time sack list with 78.5...Active team leader with 165 games played, including 159 straight...Needs to play in eight straight games to tie Bob Parsons for 167 consecutive games played, third most in club history...Had streak of 101 straight starts snapped in 1990...Second to Singletary among active Bear tacklers with 647 stops...Three career safeties are a Bear record. (All came against GB: 11/3/85, 9/22/86, 11/27/88)...Pro Bowl after '86 and '87 seasons.

1991 SEASON: Second-team all-NFL by AP; first-team all-NFC by *Football News*...Turned in several key plays to preserve Bears wins...Finished fourth on team with 91 tackles and second with nine sacks...Seven tackles, sack, and pass defended in season opener victory over Min (9/1)...Two sacks for 18 yards following week at TB (9/8)...Ten tackles vs. NYG (9/15)...Game ball for Bears win vs. NYJ (9/23) for stripping Blair Thomas and recovering fumble in final minute of game which led to Bears game-tying score...Had sack in five straight games from 10/27 to 11/24, second longest streak in club history — behind his six straight games in 1989...Three eight-tackle games: at NO (10/27), at Min (11/11), and vs. Mia (11/24)...Game ball vs. TB with five tackles, three solo, and a fumble recovery...Second on team with 11 stops, eight solo, in playoff game vs. Dal (12/29). **Games played-started:** 16-16

PREVIOUS SEASONS: **1990** — Joined team two days prior to final pre-season game after lengthy contract negotiation...Did not start in season opener which snapped streak of 101 starts, longest on club...Opened in Week 4 and alternated starts with Hampton for remainder of season...Rotated by series with Hampton and Perry...First sack of season came vs. Rams (10/14)...Two sacks and four tackles vs. TB (12/23)...Tied career-high with 12 tackles, five solo, at Wash (12/9)...Started in playoffs vs. NO (1/6/91) and contributed four tackles and nine-yard sack which knocked Steve Walsh from game...Had 10 stops (seven solo), sack, and forced fumble at Giants (1/13/91)...Surgery in off-season on right knee by Dr. John Brna (2/18). **1989** — Scored highest on Bear coaches grading system...One of just two Bears to start all 16 games on defense (Singletary)...Second on club with 108 tackles (tied) and 7.5 sacks...Led defensive linemen with 59 solo stops...Notched seven or more takedowns in eight games...Game ball recipient for six tackles and four pressures vs. Min (9/17); and nine stops, seven solo, and sack in win over Rams (10/29)...Sack (or half-sack) in six consecutive games from 10/29-12/3...Season-high 10 tackles vs. TB (11/19). **1988** — Led team in sacks (11.5) for first time in career...Tied for third on club with 88 tackles...Tied career-high with three sacks vs. Dal (10/16)...Two sacks vs. GB (12/7) including his third career safety...Season-high 11 tackles at TB (11/20)...Had 10 tackles, fumble recovery and forced fumble at Ind (9/11)...Knee surgery following season (2/6/89). **1987** — Made second straight Pro Bowl appearance after finishing second on team with 7.5 sacks...Named all-NFL by AP, PFWA, PFW, TSN; all-NFC by UPI, *Football News*...NFC Defensive Player of the Week after career-high 12 tackles and three sacks

McMICHAEL

at Min (12/6)...Had 10 tackles and two sacks in season finale at LA Raiders (12/27)...Recovered fumble to set up first TD in playoff loss to Wash **1986** — All-NFL selection by PFWA and TSN while earning first Pro Bowl spot...Third on team in sacks (8.5), sixth in tackles (87)...Game ball at GB (9/22) after five tackles, two sacks, and safety in comeback win...Only career interception in season finale at Dal (12/21)...Strong play against Min included two sacks (10/5) and 10 tackles (10/19). **1985** — AP and UPI all-league honors...Eight sacks ranked third on team...Best outing was two sacks, four tackles, and two knocked down passes at SF (10/13). **1984** — Finished with 10 sacks (third on team) and 42 tackles (seventh)...NFC Defensive Player of the Week in finale at Det after five tackles and 2.5 sacks. **1983** — Became starter and finished second on team with 8.5 sacks...Earned first game ball with Bears after five tackles, two sacks and forced fumble at TB (11/20). **1982** — Had 64-yard fumble return vs. TB (1/2/83). **1981** — Joined Bears (10/15) after being waived by Pats during '81 training camp. **1980** — Third round selection by NE...Played in just six games as back injury forced him on IR (11/3) for remainder of season.

COLLEGIATE, PERSONAL: Consensus all-America and finalist for '79 Outland Trophy and '80 Lombardi Award...Career totals at Texas show 372 tackles and 30 sacks...Led team in tackles final two seasons: 142 as junior, 138 as senior...Defensive MVP in '80 Hula Bowl with 14 tackles...Kicked eight of 10 PATs and two of three FGs as sophomore when Russell Erxleben was hurt...Prepped at Freer (TX) High...Hobbies include rattlesnake hunting, fishing...Physical education major...Community service work includes: Juvenile Diabetes Foundation, Boys Hope, Better Boys Foundation, and Brian Piccolo Cancer Research Foundation...Finalist for '87 Miller Lite NFL Defensive Lineman of the Year...Inducted to Texas Sports Hall of Fame during '92 off-season...Wife Debra was named Mrs. Illinois in 1987 and Mrs. Texas 1992 (she competes for Mrs. America in August, 1992)...Given name Steve Douglas McMichael...Married (Debra)...Resides in Mundelein.

McMichael's Pro Stats

	Int-Yds	Tkls-Solo	Force Fum	Fum Rec	Pass Def	Sack-Yds	G-GS
1980 Patriots	0-0	5-3	0	0	0	0-0	6-0
1981 Bears	0-0	1-1	0	1	1	0-0	10-0
1982 Bears	0-0	18-17	0	1	0	2.5-36	9-0
1983 Bears	0-0	37-35	1	1	2	8.5-86	16-10
1984 Bears	0-0	42-30	0	0	2	10-91.5	16-16
1985 Bears	0-0	44-39	0	1	2	8-55	16-16
1986 Bears	1-5	87-50	1	2	3	8-65	16-16
1987 Bears	0-0	57-29	2	0	2	7-35	12-12
1988 Bears	0-0	88-54	1	2	1	11.5-95	16-16
1989 Bears	0-0	108-59	1	1	2	7.5-39	16-16
1990 Bears	0-0	71-39	0	0	4	4-22	16-7
1991 Bears	0-0	94-48	2	2	4	9-53	16-16
Career	1-5	652-404	8	11	23	76-577.5	165-125

Also: One safety in 1985, '86, and '88.

	Int-Yds	Tkls-Solo	Force Fum	Fum Rec	Pass Def	Sack-Yds	G-GS
Playoffs							
1984 Bears	0-0	6-3	0	0	0	1.5-9	2-2
1985 Bears	0-0	4-3	0	0	0	1-5	3-3
1986 Bears	0-0	8-4	0	0	0	0-0	1-1
1987 Bears	0-0	2-0	0	1	0	0-0	1-1
1988 Bears	0-0	5-1	0	0	0	1-8	2-2
1990 Bears	0-0	15-11	1	0	0	2-17	2-1
1991 Bears	0-0	11-8	0	0	0	0-0	1-1
Career	0-0	51-30	1	1	0	5.5-39	12-11

McMichael's Single Game Highs

Tackles: 12 at Min (12/6/87); at Wash (12/9/90) Sacks: 3 at Min (12/6/87); vs. Dal (10/16/88)
 Solos: 7 (3 times) Last: vs. NYG* (1/13/91) *Playoff game



81

Wide Receiver
Second Year
Tennessee
6'1", 195 lbs.
Nov. 15, 1967
D5-91

anthony MORGAN

PRO CAREER: Began rookie season included Opening Day start and club's longest reception of season (84 yards).

1991 SEASON: Became first rookie to start on offense since Wendell Davis in 1988...Injured knee in practice (9/11), and did not play vs. NYG (9/15) and was inactive vs. NYJ (9/23)...Returned at Buf (9/29) making three catches for 19 yards...Did not catch a pass in next five games...Injured neck at GB (10/17) while making block in second quarter...Two catches, including first pro TD, at Min (11/11)...One catch for 84-yard TD at Ind (11/17)...Returned three kickoffs for 64-yards including 29-yard long on Thanksgiving at Det (11/28)...Returned three kickoffs for 54 yards the following week vs. GB (12/8), and three punts for 19 yards vs. TB (12/14)...Strained right knee ligaments at SF (12/23) and was placed on IR prior to playoffs. **Games played-started:** 14-2

COLLEGIATE, PERSONAL: One of nine Tennessee players selected in 1991 draft including three wide receivers—Alvin Harper (first round Cowboys) and Vince Moore (11th round Patriots)...Football and track performer for Vols; part-time starter at WR in final two seasons...Caught 38 passes in career and averaged 23.1 yards on 37 KOR...Two-year trackman who ran the second leg of 4 x 100 meter relay, 100-meter (10.74), and 200-meter (21.95) as senior despite hamstring injury...Started at wingback for two games but played in 10 despite injury plagued senior season...Early season knee injury forced him to miss one game and limited action in three others...Finished with 12 catches for 15.2 avg. and two TDs...Averaged 25.7 yards on seven KOR...Played in every game, started four as junior...13 catches for 17.4 avg. and one TD...33-yard TD catch for first collegiate score vs. Alabama...84-yard TD vs. Arkansas in Cotton Bowl set school record for longest TD reception in bowl game...Led SEC in kickoff returns with 24.2 yard average on 24 returns in sophomore season...Had 10 catches for 138 yards as reserve receiver...Set school record with six KOR for 143 yards vs. Auburn...Career-long 49-yard KOR vs. Alabama and 43-yarder against Memphis St....Prop 48 as freshman...*USA Today* all-America wide receiver at John Adams High School in Cleveland where he also played safety...Track all-American as prep and averaged 20 points and six rebounds per game in basketball...Psychology major...Given name Anthony Eugene Morgan...Single...Resides in Buffalo Grove.

Morgan's Pro Stats

	Receiving					Rushing					G-GS
	No	Yds	Avg	LG	TD	No	Yds	Avg	LG	TD	
1991	13	211	16.2	84	2	3	18	6.0	13	0	14-2
Career	13	211	16.2	84	2	3	18	6.0	13	0	14-2

Also: Returned eight kickoffs for 133 yards (29-yard long) in 1991.

Playoffs

1991 Injured Reserve — knee

Morgan's Single Game Highs

Receptions: 3 at Buf (9/29/91)

Yards Receiving: 84 at Ind (11/17/91)

Long Reception: 84 at Ind (11/17/91)



84

Wide Receiver
Sixth Year
SMU

6'1", 200 lbs.
Nov. 4, 1964
D2-87

ron MORRIS

PRO CAREER: Has 1,947 career receiving yards to rank 20th among all-time Bears; 117 receptions tie for 24th...Eighth in club history (100+ rec.) with 16.6-yard career average...First pro 100-yard game came in 1991 vs. Washington (10/6).

1991 SEASON: Played in just three games due to two stints on IR...Underwent arthroscopy surgery on left knee in pre-season, and spent first four weeks of season on IR...Activated (9/25) and caught two passes at Buf (9/29) for 34 yards...Career-high 106 yards in following game on five catches vs Wash (10/6)...Made only start of year following week at GB (10/17)...Inactive at NO (10/27) when knee filled with fluid the night before the game...Returned to IR (10/31) and had surgery (11/11) which sidelined him for the remainder of year. **Games played-started:** 3-1

PREVIOUS SEASONS: 1990 — Had reception in 12 straight games before injuring chest in overtime period vs. Det (12/2) and missed game the following week at Wash...Caught 40-yard TD from Harbaugh at GB (9/16)...Game ball for season-high 93 yards at Phx (10/28) including one TD—career-long 67-yarder...Tied career-high with five receptions vs. Det (12/2)...Two catches and recovered fumble vs. NO (1/6/91)...Converted six of seven third down catches. **1989** — Led club with 486 receiving yards; fourth with 30 receptions...Had 96 yards (on three catches) vs. TB in Week 11 and five receptions (for 40 yards) vs. Det (12/10)...Caught at least one pass in 14 of 16 games...Only TD came on 58-yard bomb from Tomczak in final minutes vs. TB (11/19)...Split time with Wendell Davis in receiver rotation. **1988** — Split time with Dennis McKinnon at flanker and finished second on team with 498 receiving yards...Led club with 17.8 yard average and four touchdowns...All four scores and 17 of 28 receptions came in first seven games...Started at NE (10/30) for injured McKinnon, otherwise alternated every two series...63-yard TD from McMahon vs. Bills (10/2)...31-yard TD from Tomczak at Det (10/9) in four-for-65 effort...82 yards on four catches and 21-yard run vs. Dal (10/16). **1987** — Only rookie to earn starting spot...Sixth on team in catches (20) and fourth in receiving yards (379)...Second to Gault with 19.0 yard average...Only TD came on 42-yard pass from Tomczak in season-opener against Giants (9/14)...47 receiving yards, including 14-yard TD, in playoffs vs. Redskins.

COLLEGIATE, PERSONAL: Led team in receptions all four seasons while earning first-team all-Southwest Conference and all-American honorable mention as senior...Third on SMU's all-time receiving chart with 147 receptions for 2,410 yards and 14 TDs...Ninth player in SWC annals to gain 2,000 career receiving yards...Best season ever by freshman in '83 by catching 41 passes for 688 yards and two TDs...One TD was 80-yard bomb vs. TCU for winning points in 21-17 victory...Three-time all-district and district MVP at Cooper (TX) High where he was a Texas Blue Chipper and member of Texas Football Top 30...Rushed for 726 yards on 104 carries and caught 27 passes for 406 yards as senior...Won 100- and 200-meter dashes at the state track meet...10.4 in 100-meters was state record...Hobbies include video games, bowling and movies...Psychology major...Involved in "Say No to Drugs" campaign and NEED foundation to benefit the elderly...Given name Ronald Wayne Morris...Married (Kandi)...Daughter (Meghan) and son (Ron Jr.)...Resides in Hawthorn Woods.

Morris' Pro Stats

	Receiving					Rushing					G-GS
	No	Yds	Avg	LG	TD	No	Yds	Avg	LG	TD	
1987	20	379	19.0	42	1	0	0	0.0	0	0	12-12
1988	28	498	17.8	63	4	3	40	13.3	21	0	16-1
1989	30	486	16.2	58	1	1	-14	-14.0	-14	0	16-9
1990	31	437	14.1	67	3	2	26	13.0	16	0	15-15
1991	8	147	18.4	33	0	0	0	0.0	0	0	3-1
Career	117	1947	16.6	67	9	6	52	8.7	21	0	62-38
Playoffs											
1987	2	47	23.5	33	1	0	0	0.0	0	0	1-1
1988	3	52	17.3	27	0	0	0	0.0	0	0	2-0
1990	3	52	17.3	24	0	0	0	0.0	0	0	2-2
1991	Injured Reserve — knee										
Career	8	151	18.9	33	1	0	0	0.0	0	0	5-3

Morris' Single Game Highs

Receptions: 5 vs. Det (12/10/89); vs. Det (12/2/90)*; vs. Wash (10/6/91)
 times Last: at Phx (10/28/90)

Rushes: 1 (6

Yards Receiving: 106 vs. Wash (10/6/91)

Yards Rushing: 21 vs. Dal (10/16/88)

Long Reception: 67 at Phx (10/28/90)

Long Rush: 21 vs. Dal (10/16/88)

*Overtime game



51

Linebacker
 Eighth Year
 Michigan State
 6'3", 227 lbs.
 Dec. 24, 1962
 D11-85

jim MORRISSEY

PRO CAREER: Has started 42 of 49 games in which he's played over last four seasons...Also a valuable member of special teams...109 tackles in 1990 nearly matched his total from previous five years (110).

1991 SEASON: Second on team with 96 tackles...Played only in nickel situations in first five games before starting for injured Rivera vs. Wash (10/6)...Started remainder of season...Made 10 stops vs. Det (11/3) and nine in rematch (11/28)...Two eight-tackle games: vs. Wash and at NO (10/27)...Season-high 11 tackles, seven solo, and first interception of the year in Week 14 vs GB (12/8)...Eight stops, four solo, in finale at SF (12/23)...Four tackles in playoff loss to Dal (12/29). **Games played-started:** 16-11

PREVIOUS SEASONS: 1990 — Started all 16 games as he remained healthy for entire season for first time since 1986 when he played in all 16 games as reserve...Career-highs with 16 tackles and eight solos against KC in final regular season game (12/29)...Interception and 12-yard return vs. GB (10/7)...Seven solo tackles, 10 total, and two passes defended in game ball effort vs. Atl (11/11)...Game ball for one interception, tying career-high with 12 tackles, and establishing personal best with eight solo stops at Den (11/18)...Off-season surgery on right

MORRISSEY

shoulder (3/7/91) by Dr. John Brna. **1989** — Earned starting position at RLB and was playing well before suffering lacerated kidney in second period vs. Oilers (10/15). Placed on IR for remainder of year...Set career marks with five solo tackles and two interceptions at TB (10/8)...Made first start in Week 2 recording seven tackles...Did not start at Det (9/24) as Bears went with one linebacker (Singletary) and six DBs to counter Lions' run-and-shoot offense. **1988** — Pressed into starting duty at RLB after pre-season injury to Otis Wilson...Started 11 games missing five to injury...Suffered right knee injury at GB (9/25), had arthroscopic knee surgery (9/28), and placed on IR...Activated (11/5) and returned to starting lineup at TB (11/20)...Had 12 tackles and career-regular season long 13-yard interception at LA Rams (12/5)...Season finale at Min (12/19) included interception, nine tackles, and two passes defended. **1987** — Appeared in 10 games as reserve and special teamer...Missed two games (12/6 and 12/14) with pulled hamstring suffered in practice...14 special team tackles earned co-Special Teams Player of Year award by coaches. **1986** — Tied for second with 15 special teams tackles. **1985** — 47-yard interception return off Steve Grogan in fourth quarter of Super Bowl win...Waived prior to season (9/2) but re-signed (9/10).

COLLEGIATE, PERSONAL: Michigan State team captain and MVP as senior after finishing career as second leading tackler (329) in Spartan history...Made 137 tackles while earning first-team all-Big Ten honors by UPI as senior...Honorable mention all-league as junior after pacing squad with 130 tackles...All-state and honorable mention all-America at Flint Powers (MI) High as LB/DB...Enjoys basketball and golf...Degree in food systems economics and management...Given name James Morrissey...Married (Amy)...Son (Michael) and daughter (Caitlin)...Resides in Lincolnshire.

Morrissey's Pro Stats

	Interceptions				Tkl-Solo	Force	Fum	Fum Rec	Pass Def	Sack-Yds	G-GS
	No	Yds	Lg	TD							
1985	0	0	0	0	12-12	0	0	0	0	0-0	15-0
1986	0	0	0	0	7-2	0	0	1	1	0-0	16-0
1987	0	0	0	0	0-0	0	0	0	0	0-0	10-0
1988	3	13	13	0	68-26	0	1	5	5	0-0	11-11
1989	2	0	0	0	23-14	0	0	4	4	0-0	6-4
1990	2	12	12	0	109-54	1	2	9	9	0-0	16-16
1991	1	5	5	0	96-45	0	0	4	4	0-0	16-11
Career	8	30	13	0	315-153	1	3	23	23	0-0	90-42

	Interceptions				Tkl-Solo	Force	Fum	Fum Rec	Pass Def	Sack-Yds	G-GS
	No	Yds	Lg	TD							
Playoffs											
1985	1	47	47	0	0-0	0	0	0	1	0-0	3-0
1986	0	0	0	0	0-0	0	0	0	0	0-0	1-0
1987	0	0	0	0	0-0	0	0	0	0	0-0	1-0
1988	0	0	0	0	8-1	1	0	0	0	0-0	2-2
1990	0	0	0	0	5-2	0	0	0	0	0-0	2-2
1991	0	0	0	0	4-1	0	0	1	1	0-0	1-1
Career	1	47	47	0	17-4	1	0	2	2	0-0	10-5

Morrissey's Single Game Highs

Tackles: 16 vs. KC (12/29/90)

Interceptions: 2 at TB (10/8/89)

Solos: 8 at Den* (11/18/90); vs. KC (12/29/90)

Long Int. Return: 47 vs. NE** (1/26/86)

* Overtime game; **Playoff game



25

Running Back
Fifth Year

Stanford

6'4", 235 lbs.

Apr. 11, 1965
D1-88

brad MUSTER

PRO CAREER: Starting fullback since 1989...Ranks 17th with 1,600 rushing yards and 21st with 135 receptions...Missed first games of four-year career in 1991.

1991 SEASON: Pulled right hamstring in fourth pre-season game at Raid (8/17) and inactive for first two regular season games...Played first half vs. NYG (9/15), and just the first series vs. NYJ (9/23)...Inactive the next two weeks before returning at GB (10/17) rushing nine times (30 yards) and catching three passes (24 yards)...First career 100-yard rushing game came at Ind (11/17) gaining final two yards on game's final play...Pulled left hamstring following week in second quarter vs. Mia (11/28) and forced to be inactive on Thanksgiving Day game at Det (11/28)...Returned vs. GB (12/8), rushing nine times for 44 yards and two TDs...Had 10 carries and one TD in first quarter vs. TB (12/14), but suffered hip pointer in second quarter and did not return to the game...Used sparingly in SF (12/29)...Injured right knee in second quarter of playoff game vs. Dal (12/29) and did not return...Signed with club (7/27) prior to trip to Berlin. **Games played-started: 11-11**

PREVIOUS SEASONS: 1990 — Led team with 47 receptions, second in rushing yards (664), and third in receiving yards (452)...Established career-highs in rushes, rushing yards, long rush, receptions, receiving yards, long catch, and combined yards...Combined for 92 yards (71 rush, 21 rec) and tied career-long with 28-yard run in fourth quarter in playoff win over NO (1/6/91)...Seven game ball performances: vs. Min, vs. GB, at Phx, at TB, at Den, vs. Det, vs. TB...Did not start at Raid (9/30) as Bears opened in double tight end formation. **1989** — Completed season as club's second leading rusher with 82 carries and 327 yards; third in scoring (48 points) and receptions (32); and seventh in receiving yards (259)...Career-high 84 total yards (73 rushing, 11 receiving) and two TDs vs. Det (9/24) earned game ball...Missed second-half vs. Eagles in Week 4 due to back injury; underwent surgery in off-season (3/19/90) to correct lower disc...Season-high 68 receiving yards on six catches at GB (11/5)...Season-long 17-yard rush at Min (12/3) came while stricken with flu and played only part of first quarter. **1988** — Bears' fourth leading rusher (197 yards) and fifth leading receiver (21 for 236)...Split time with Matt Suhey all season...Had 81 total yards (6-38 rush, 2-43 rec.) in season-finale at Min (12/19)...First pro TD came on 40-yard screen pass at TB (11/20).

COLLEGIATE, PERSONAL: Recurring ankle injury limited senior productivity...Regained health by mid-season and turned in fine outing vs. USC (87 rush, 56 rec)...Pac Ten Offensive Player of Year as junior after averaging 147.1 all-purpose yards per game...1,053 yards rushing and 12 TDs—second most yards in school history...61 catches for 565 yards...Best games: vs. Wash. St. (190 rush., 93 rec.), Oregon (151 rushing, two TDs) and UCLA (183 yards, 38 carries, two TDs)...First-team all-Pac Ten as sophomore after catching 78 passes for 654 yards breaking school and conference record held by Gene Washington (71 catches in '68)...Tied conference

MUSTER

record with 14 catches (140 yards and two TDs) vs. Ducks...204-yard effort against Cal as freshman...Redshirt in 1983...North Bay (SF) Player of Year at San Marin High School...All-county in basketball...Father is high school football coach, mother is Chicago-area native...Lists Walter Payton among childhood heroes...Enjoys Nintendo, professional wrestling, and music...Degree in economics...Given name Brad William Muster...Wife (Vicki)...Daughter (Kelli)...Resides in Santa Rosa, CA.

Muster's Pro Stats

	Rushing					Receiving					G-GS
	No	Yds	Avg	Long	TD	No	Yds	Avg	Lg	TD	
1988	44	197	4.5	15	0	21	236	11.2	40	1	16-0
1989	82	327	4.0	20	5	32	259	8.1	25	3	16-16
1990	141	664	4.7	28	6	47	452	9.6	48	0	16-15
1991	90	412	4.6	24	6	35	287	8.2	21	1	11-11
Career	357	1,600	4.5	28	17	135	1,234	9.1	48	5	59-42

Also: Returned 3 kickoffs for 33 yards in 1988.

Playoffs

	No	Yds	Avg	Long	TD	No	Yds	Avg	Lg	TD	G-GS
1988	7	14	2.0	9	0	1	9	9.0	9	0	2-0
1990	16	79	4.9	28	0	5	42	8.4	20	0	2-2
1991	5	25	5.0	9	0	0	0	0.0	0	0	1-1
Career	28	118	4.2	28	0	6	51	8.5	20	0	5-3

Muster's Single Game Highs

Rushes: 15 at Ind (11/17/91)

Yards Rushing: 101 at Ind (11/17/91)

Long Rush: 28 at TB (11/4/90); vs. NO** (1/6/91)

Rushing TDs: 2 vs. GB (12/8/91)

Receptions: 7 vs. Det.* (12/2/90)

Yards Receiving: 93 vs. TB (12/23/90)

Long Reception: 48 vs. TB (12/23/90)

*Overtime game; ** Playoff game

1988

DATE	W/L	OPPONENT	RUSHING				RECEIVING			
			NO	YDS	LG	TD	NO	YDS	LG	TD
9/4	W	Miami	3	7	6	0	0	0	0	0
9/11	W	@ Indianapolis	0	0	0	0	0	0	0	0
9/18	L	Minnesota	1	14	14	0	2	9	6	0
9/25	W	@ Green Bay	3	11	6	0	0	0	0	0
10/2	W	Buffalo	6	25	8	0	1	10	10	0
10/9	W	@ Detroit	14	70	18	0	2	20	12	0
10/16	W	Dallas	4	15	13	0	3	21	12	0
10/24	W	San Francisco	1	11	11	0	3	26	22	0
10/30	L	@ New England	1	15	15	0	2	30	18	0
11/6	W	Tampa Bay	2	4	3	0	1	9	9	0
11/13	W	@ Washington	3	13	9	0	0	0	0	0
11/20	W	@ Tampa Bay	3	17	12	0	1	40	40	1
11/27	W	Green Bay	6	17	5	0	2	13	9	0
12/5	L	@ LA Rams	0	0	0	0	4	35	19	0
12/11	W	Detroit	0	0	0	0	0	0	0	0
12/19	L	@ Minnesota	6	38	9	0	2	43	28	0

PLAYOFFS

12/31	W	Philadelphia	6	12	6	0	0	0	0	0
1/8/89	L	San Francisco	1	2	2	0	1	9	9	0

1989

DATE	W/L	OPPONENT	RUSHING				RECEIVING			
			NO	YDS	LG	TD	NO	YDS	LG	TD
9/10	W	Cincinnati	4	11	6	0	1	4	4	0
9/17	W	Minnesota	3	-5	1	0	1	1	1	0
9/24	W	@ Detroit	10	73	12	1	3	11	6	1
10/2	W	Philadelphia	1	1	1	0	0	0	0	0

MUSTER

10/8	L	@ Tampa Bay	0	0	0	0	2	8	5	0
10/15	L	Houston	4	16	5	0	0	0	0	0
10/23	L	@ Cleveland	10	48	15	0	2	12	7	0
10/29	W	LA Rams	9	33	8	1	4	44	14	0
11/5	L	@ Green Bay	8	18	5	1	6	68	25	0
11/12	W	@ Pittsburgh	8	25	5	1	3	31	20	1
11/19	L	Tampa Bay	4	18	7	0	2	27	20	0
11/26	L	@ Washington	3	9	6	0	1	6	6	0
12/3	L	@ Minnesota	3	23	17	0	0	0	0	0
12/10	L	Detroit	3	17	11	1	3	31	18	0
12/17	L	Green Bay	8	35	12	1	2	11	8	1
12/24	L	@ San Francisco	4	7	3	0	2	5	6	0

1990

DATE	W/L	OPPONENT	NO	RUSHING			TD	NO	RECEIVING			TD
				YDS	LG				YDS	LG		
9/9	W	Seattle	4	17	9	0	0	3	33	20	0	0
9/16	W	@ Green Bay	5	19	13	0	0	0	0	0	0	0
9/23	W	Minnesota	14	90	16	0	0	1	12	12	0	0
9/30	L	@ LA Raiders	3	9	6	0	0	3	27	16	0	0
10/7	W	Green Bay	11	27	6	0	0	5	51	12	0	0
10/14	W	LA Rams	7	39	13	1	0	2	27	18	0	0
10/28	W	@ Phoenix	12	99	20	0	0	1	6	6	0	0
11/4	W	@ Tampa Bay	9	78	28	1	0	4	43	21	0	0
11/11	W	Atlanta	11	21	6	1	0	3	25	18	0	0
11/18	W	@ Denver	11	48	10	1	0	6	47	14	0	0
11/25	L	@ Minnesota	8	43	11	0	0	3	26	11	0	0
12/2	W	Detroit	14	70	17	1	0	7	50	16	0	0
12/9	L	@ Washington	9	23	7	0	0	2	11	8	0	0
12/16	L	@ Detroit	4	15	6	1	0	2	1	3	0	0
12/23	W	Tampa Bay	14	50	13	0	0	5	93	48	0	0
12/29	L	Kansas City	5	16	9	0	0	0	0	0	0	0
Playoffs												
1/6/91	W	New Orleans	11	71	28	0	0	2	21	11	0	0
1/13	L	@ NY Giants	4	8	3	0	0	3	21	20	0	0

1991

DATE	W/L	OPPONENT	NO	RUSHING			TD	NO	RECEIVING			TD
				YDS	LG				YDS	LG		
9/1	W	Minnesota			Inactive							
9/8	W	@ Tampa Bay			Inactive							
9/15	W	NY Giants	3	8	3	0	0	5	29	9	0	0
9/23	W	NY Jets	0	0	0	0	0	0	0	0	0	0
9/29	L	@ Buffalo			Inactive							
10/6	L	Washington			Inactive							
10/17	W	@ Green Bay	9	30	14	0	0	3	24	10	0	0
10/27	W	@ New Orleans	10	57	9	1	0	0	0	0	0	0
11/3	W	Detroit	10	22	8	0	0	4	41	12	0	0
11/11	W	@ Minnesota	11	56	17	0	0	3	41	21	0	0
11/17	W	@ Indianapolis	15	101	19	1	0	6	44	13	1	0
11/24	L	Miami	8	54	24	1	0	6	26	11	0	0
11/28	L	@ Detroit			Inactive							
12/8	W	Green Bay	9	44	12	2	0	2	23	16	0	0
12/14	W	Tampa Bay		12	34	8	0	1	1	19	19	0
12/23	L	@ San Francisco	3	6	3	0	0	5	40	16	0	0
PLAYOFFS												
12/29	L	Dallas	5	25	9	0	0	0	0	0	0	0



36

Safety
Fourth Year
Syracuse
6'2, 205 lbs.
Apr. 1, 1966
D4-89

markus PAUL

PRO CAREER: Has seen action at both free and strong safety positions and contributed on special teams...Six career interceptions.

1991 SEASON: Earned start in season opener as Gayle was put on IR, responded with 14 tackles and two interceptions...Game ball vs. NYG (9/15) with third interception of the season, and career-high 16 tackles including team's season-best 12 solo stops...Turned in 12 tackles vs NYJ (9/23) as he led the team in tackles for the third time in the first four games...Playing time and tackle output decreased when Gayle was activated for fifth game...Sprained right ankle at GB (10/17), missed following game at NO, and did not start remainder of season...Re-injured ankle prior to SF game, and was inactive in season finale...Played sparingly in playoff game.
Games played-started: 14-7

PREVIOUS SEASONS: 1990 — Played mostly on special teams...Had 23-yard interception return in season opener vs. Sea (9/9) and 26-yarder at Wash (12/9)...Contributed three tackles vs. GB (10/7), at TB (11/4), vs. Atl (11/11), and at Min (11/25). 1989 — Saw action in all 16 games contributing on both defense and special teams...Started in Week 3, as Bears employed six DBs against Lions' run-and-shoot, and finished with nine tackles, two solo, and a caused fumble...Started for injured Gayle vs. Rams (10/29) recording eight tackles, pass defended, and first pro interception which he returned 20 yards...Started following week at GB (11/5) making nine stops...Saw extended action vs. GB (12/17) establishing career-highs with 13 tackles including six solo...Sixth with nine special team tackles.

COLLEGIATE, PERSONAL: Did not miss a start in four years as free safety for Syracuse...Broke career interception mark with 19...First-team all-American by *Football News*, AP and *Sporting News*...Compiled 76 tackles (47 solo) and two passes defended...AP honorable mention all-American and first-team all-East choice as junior...Led team in interceptions (five) for third straight year...Jim Thorpe award finalist, given to best defensive back in the country...AP honorable mention all-East choice as sophomore...Tied school record for interceptions in a game with three against Temple (accomplished in first half) during freshman season...Seven picks led nation's freshmen...Redshirt in 1984...All-state QB and DB at Osceola (FL) High School leading team to High School Citrus Bowl in 1983...Played in Florida North-South All-Star Game...Standout basketball player...Degree in retailing...Given name Markus Dwayne Paul...Single...Resides in Wheeling.

Paul's Pro Stats

	Interceptions				Tkl-Solo	Force	Fum	Fum Rec	Pass Def	Sack-Yds	G-GS
	No	Yds	Lg	TD							
1989	1	20	20	0	51-23	0	0	0	5	0-0	16-3
1990	2	49	26	0	21-11	0	0	0	2	0-0	16-0
1991	3	21	10	0	75-32	0	0	0	6	0-0	14-7
Career	6	90	26	0	147-66	0	0	0	13	0-0	46-10
Playoffs											
1990	0	0	0	0	3-0	0	0	0	0	0-0	2-0
1991	0	0	0	0	0-0	0	0	0	0	0-0	1-0
Career	0	0	0	0	3-0	0	0	0	0	0-0	3-0

Paul's Single Game Highs

Tackles: 16 vs. NYG (9/15/91)
 Solos: 12 vs. NYG (9/15/91)

Interceptions: 2 vs. Min (9/1/91)
 Long Interception: 26 at Wash (12/9/90)



72

Defensive Tackle
 Eighth Year
 Clemson
 6'2", 320 lbs.
 Dec. 16, 1962
 D1-85

william PERRY

PRO CAREER: Fourth among active Bears with 400 tackles...26.5 sacks trail only Dent and McMichael on current roster...Started 44 of last 47 games (including playoffs)...Became most publicized rookie in NFL history after playing both ways as defensive tackle and goal line fullback in 1985...Has scored three rushing TDs...Last appearance in offensive backfield was vs. Det (10/2/90).

1991 SEASON: Led team with three forced fumbles...Nine tackles, sack, and blocked field goal to preserve Bears' win vs. NYG (9/15)...Game ball effort at NO (10/27) for forced fumble and six tackles, including key third-down stop late in the game which gave the Bears the ball for game-winning TD...Sack, forced fumble, and eight tackles (six solo) at Ind (11/17)...Eight tackles and two sacks of Marino vs. Mia (11/24)...Had first pass defended in over two years when he batted down a Tomczak pass vs. GB (12/8)...Nine tackles vs. Dal (12/29). **Games played-started:** 16-16

PREVIOUS SEASONS: 1990 — Started all 16 games at left tackle for first time since 1986, and finished with 70 tackles—most since 84 in '86...Rotated by series with Hampton and McMichael...Game ball for eight tackles, five solo, one forced fumble, and nine-yard sack at GB (9/16), and at Phx (10/28) for six solo tackles and one sack...Had one rush vs. GB (10/7) in goal line situation and lost one yard when hit by LB Brian Noble...First rush in nearly three years (at Den, 11/16/87)...Used as decoy in offensive backfield at Phx and vs. Det. Harbaugh scored after faking handoff to Perry on both occasions...Eight tackles (six solo) at Min (12/2) and seven tackles (four solo) the following week vs. Det...Sack, forced fumble, and six tackles in Lions rematch (12/16)...Career-high 13 tackles, including seven solo, in playoff loss to NYG (1/13/91). **1989** — Stepped in as starting DT in Week 5 when Hampton was lost for season...Responded with career-high 11 tackles, five solo, pass defended, and sack vs. TB (10/8) in first start...Four tackles, two sacks for 21 yards, and fumble

PERRY

recovery at Pit (11/12)...Injured left knee at Min (12/3) and placed on IR for remainder of year...Underwent arthroscopic surgery (12/18). **1988** — Started first three games of season at left end before breaking right arm in fourth quarter vs. Min (9/18)...Placed on IR (9/22) for remainder of season...Nine tackles at Ind (9/11) and vs. Min. **1987** — Started 11 of 12 union games at right tackle...Sixth leading tackler on team with 55 stops, 25 solos...Also had three sacks and two passes defended...Season-high eight tackles vs. KC (11/1)...Reserve role in final regular season game and vs. Redskins in playoffs as Hampton moved inside and Al Harris played end...Fumbled on only carry of season at Den (11/16). **1986** — Turned in solid performance as full-time starter at right tackle...Seventh on team in tackles (84) and sacks (5)...Had 10-tackle performances vs. Eagles (9/14) and vs. Rams (11/3)...Registered two sacks at TB (11/9); one vs. Eagles, vs. Det (10/26), and at Dal (12/21)...Appeared as fullback in goal line situations, but had only one carry during season fumbling vs. GB (11/23)...Five tackles in playoff loss to Redskins. **1985** — Started second half of season at DT, replacing Mike Hartenstine (Hampton moved from end to tackle)...First rush came at SF (10/13) at end of game, two two-yard runs...Gained national exposure on Monday Night Football vs. GB (10/21) scoring on one-yard run while making lead block on two Payton TD runs...Rushed for TD vs. Atl (11/24)...Caught four-yard TD pass at GB (11/3)...Made first pro sack vs. Min (10/27) and finished year with five...Two sacks and five tackles in best outing vs. Det (11/10)...Raced 59 yards after recovering fumble at Det (12/22)...Five tackles in playoff win over Giants; sack and two stops vs. Rams...One-yard TD run vs. NE in Super Bowl XX.

COLLEGIATE, PERSONAL: Nicknamed "Refrigerator" by college teammate who took note of Perry's wide configuration while standing in elevator...Outland and Lombardi trophy finalist as senior...Led Clemson as senior with 100 tackles becoming first down lineman to lead team in tackles...All-time Tiger sack leader with 25 (10 as senior) and leader in fumble involvement (caused and recovered) with 15...Led nation in tackles-for-loss with 27 in '84...Most highly recruited player to sign with Clemson after earning *Parade* and *Adidas* pre-all-America...Three-sport letterman at Aiken High (SC)...Involved in several product endorsements since October '85...Brother, Michael Dean, is all-pro DL with Cleveland Browns...Avid fisherman and basketball player...Given name William Perry...Married (Sherry)...Daughters (Latavia, Norie Shanta)...Resides in Mundelein.

Perry's Pro Stats

	Int-Yds	Tkls-Solo	Fum Rec	Force Fum	Pass Def	Sack-Yds	G-GS
1985	0-0	31-26	2	0	2	5-42	16-9
1986	0-0	84-51	0	2	2	5-42	16-16
1987	0-0	55-25	0	0	2	3-25	12-11
1988	0-0	19-5	0	0	0	0-0	3-3
1989	0-0	61-30	2	0	2	4-36	13-9
1990	0-0	70-40	0	2	0	4-25	16-16
1991	0-0	80-49	3	0	1	5.5-28	16-16
Career	0-0	400-226	7	4	9	26.5-198	92-80

Also: 1985: 5 rushes, 7 yards, 2 TDs; 1 rec, 4 yds, TD; 1986: 1 rush, -1 yards, fumble; 1987: 1 rush, 0 yards, fumble; 1990: 1 rush, -1 yard.

Playoffs

	Int-Yds	Tkls-Solo	Fum Rec	Force Fum	Pass Def	Sack-Yds	G-GS
1985	0-0	8-7	0	0	0	1-7	3-3
1986	0-0	5-3	0	0	0	0-0	1-1
1987	0-0	0-0	0	0	0	0-0	1-0
1988	Did not play — broken arm						
1990	0-0	17-9	0	0	0	0-0	2-2
1991	0-0	9-3	0	0	0	0-0	1-1
Career	0-0	39-22	0	0	0	1-7	8-7

Also: 1985: 1 rush, 1 yard, 1 TD (Super Bowl XX).

Perry's Single Game Highs

Tackles: 13 vs. NYG* (1/13/91); 11 at TB (10/8/89)

Solos: 8 vs. Rams (11/3/86)

Sacks: 2 (4 times) Last: vs. Mia (11/24/91)

*Playoff game



59

ron RIVERA

Linebacker
Ninth Year
California
6'3", 230 lbs.
Jan. 7, 1962
D2-84

PRO CAREER: Leads current Bear linebackers with nine career interceptions...Final two regular season games of 1990 were the first he missed since his rookie season opener (1984)...Has started 54 of last 56 games in which he played.

1991 SEASON: Started first five weeks before injuring back (9/30)...Season-high nine tackles, five solo, vs NYG (9/15)...Game ball at Ind (11/17) for calling quick snap during punt to penalize Colts for 12 men on the field. Penalty gave Bears a first down and extended drive to TD to put Chicago ahead by two scores...Started for injured Roper in playoff game vs. Dal (12/29) and recorded two tackles. **Games played-started:** 16-5

PREVIOUS SEASONS: 1990 — Started first 14 games before injuring left knee on first play at Det (12/16). Inactive for the following two weeks...Returned to starting line-up after two week lay-off and contributed seven tackles in playoff victory vs. NO (1/6/91)...Eight tackles (five solo), pass defended, fumble recovery, and forced fumble in loss at Raid (9/30)...First interception came when catching pass he deflected on a blitz at TB (11/4)...Eight tackles and recovered fumble at Den (11/18)...Key interception vs. Det (12/2) late in game and deep in Bear territory. Offense took ball down field for tying field goal before winning in OT. **1989** — Completed season as fourth leading tackler with 96 stops...Three 10-tackle games: at TB (10/8), at Clev (10/23), and vs. Rams (10/29)...Nine-tackle performances vs. Hou (10/15), at Min (12/3), and vs. GB (12/17)...Game ball for eight tackles and interception in victory over Vikings in Week 2...Interception and fumble recovery at GB (11/5)...Did not start in Week 3 at Det.(9/24) as Bears opened with six DBs...Bothered most of season with pulled groin which prevented start in rematch vs Lions (12/10) limiting action to special teams...Nominee for Traveler's Man of the Year award. **1988** — Started all 18 games at LLB finishing tied for third on club with 88

PERRY ON OFFENSE

Date	Opponent	Site	Accomplishment
Oct. 13, 1985	San Francisco	Candlestick Park	2 rushes each for 2 yards
Oct. 21, 1985	Green Bay	Soldier Field	1 rush for 1 yard, TD
Nov. 3, 1985	Green Bay	Lambeau Field	1 reception for 1 yard, TD
Nov. 17, 1985	Dallas	Texas Stadium	1 rush for 1 yard
Nov. 24, 1985	Atlanta	Soldier Field	1 rush for 1 yard, TD
Jan. 26, 1986	New England	NO Superdome	1 rush for 1 yard, TD
			Sacked for -1 yard
Nov. 23, 1986	Green Bay	Soldier Field	1 rush for -1 yard, fumble
Nov. 16, 1987	Denver	Mile High Stadium	1 rush for 0 yards, fumble
Oct. 7, 1990	Green Bay	Soldier Field	1 rush for -1 yard

RIVERA

tackles...Also contributed two interceptions and two sacks...Interceptions came in back-to-back weeks vs. Min (9/18) and at GB (9/25)...Tied career-high 13 tackles at NE (10/30)...Nine tackles and pass defended at Det (10/9); eight stops vs. SF (10/24). **1987** — Finished year as starting LLB...Replaced Otis Wilson at GB (11/8) after Wilson sustained knee injury...Started next four games grabbing an interception in first two (11/16 and 11/22)...Returned to reserve role upon Wilson's return at SF (12/14)...Started final game at Raid (12/27) and playoff game vs. Wash **1986** — Recorded 13 tackles vs. Det (10/16) in first pro start for injured Singletary...Led team with eight tackles in only other start of season two weeks later at TB (11/9)...Most tackles (35) among non-starters...Finished 11th with 25 solos. **1985** — Scored first pro TD on fumble recovery in season finale (12/22) at Det. **1984** — Played in final 15 games after sitting out season opener with bruised shoulder...Set back during rookie season after suffering sciatic nerve injury in first practice which sidelined him during pre-season.

COLLEGIATE, PERSONAL: Consensus first-team all-America, Lombardi Award finalist, and Pac Ten co-Defensive Player of the Year at Cal...Ended senior season with 138 tackles, 26 tackles-for-loss, and 13 sacks...Team's leading tackler as junior with 99, including eight for loss...Had 17 tackles as sophomore vs. Georgia and Oregon St., and as junior against Texas A&M...Three-year letterman in football, basketball and baseball at Seaside (CA) High...Father is career military man...Lived in Germany, Panama, DC, and Maryland before moving to southern California...Sociology major...Received Frito-Lay "Unsung Hero" award in '87...Toured Chicago-area high schools during 1988 season on "Say No To Drugs" campaign...Spokesman for Chicago Fire Department and can be heard in Spanish doing public service announcements endorsing fire alarms...Enjoys golf, racquetball, and Mexican food...Co-chairman of March of Dimes annual golf tournament...Involved with Aplastic Anemia...Looks toward career in coaching...Given name Ronald Eugene Rivera...Wife (Stephanie) was guard for Cal's women's basketball team...Son (Christopher)...Resides in Vernon Hills.

Rivera's Pro Stats

	Interceptions			Tkl-Solo	Force	Fum	Fum Rec	Pass Def	Sack-Yds	G-GS
	No	Yds	Lg							
1984	0	0	0	0	6-5	0	0	0	0-0	15-0
1985	1	4	0	0	14-12	1	1	0	5-4	16-0
1986	0	0	0	0	35-25	0	0	1	5-4	16-2
1987	2	19	15	0	38-18	0	0	2	1-1	12-5
1988	2	0	0	0	88-45	1	1	3	2-17	16-16
1989	2	1	1	0	96-38	1	1	4	2-19	16-14
1990	2	13	13	0	64-24	2	1	4	0-0	14-14
1991	0	0	0	0	29-14	0	0	0	0-0	16-5
Career	9	37	15	0	370-181	5	4	14	6-45	121-56
Playoffs										
1984	0	0	0	0	1-1	0	0	0	0-0	2-0
1985	0	0	0	0	6-6	0	0	0	0-0	3-0
1986	0	0	0	0	0-0	0	0	0	0-0	1-0
1987	0	0	0	0	5-1	0	0	0	0-0	1-1
1988	0	0	0	0	5-2	0	0	0	1-1	2-2
1990	0	0	0	0	11-2	0	0	0	0-0	2-2
1991	0	0	0	0	2-1	0	0	0	0-0	1-1
Career	0	0	0	0	30-13	0	0	0	1-1	12-6

Also: caught 15-yard pass on fake punt in 1991.

Rivera's Single Game Highs

Tackles: 13 vs. Det (10/26/88); at NE (10/30/88) Long Interception: 15 at Den (11/16/87)
Solos: 9 vs. Det (10/26/88)



52

Long Snapper
Fifth Year
Illinois State
6'5", 280 lbs.
Jun. 1, 1961
PB-92

mark RODENHAUSER

PRO CAREER: One of league's top deep snappers who was signed via Plan B in off-season.

1991 SEASON: Played in 10 games as deep snapper before injuring knee and spending remainder of year on Injured Reserve. **Games played-started:** 10-0

PREVIOUS SEASONS: **1990** — Signed as Plan B free agent (3/1)...Played in all 16 games on special teams. **1989** — Signed with Vikings as Plan B free agent (3/16)...Played in all 16 games as long snapper. **1988** — Released when Bears trimmed roster to 60 (8/17). **1987** — Signed with Arena Football's Chicago Bruisers (6/29) but was released (8/17)...Working as claims adjuster and capenter before signing with Bears...Joined Bears replacement team (9/24), starting all three games at center...Remained on team after strike was resolved and played in seven games as long snapper. **1986** — Did not play football. **1985** — Tried out with USFL's Memphis Showboats. **1984** — Tried out with USFL's Michigan Panthers.

COLLEGIATE, PERSONAL: Four-year starter and two-year letterman at Illinois State (1982-83)...All-conference as senior...Started every game final two seasons...All-conference center at Addison Trail High where he also threw the discus and shotput...Started humorous lockerroom newsletter...Degree in industrial technology...Given name Mark Todd Rodenhauser...Married (Sherri)...Resides in Glendale Heights.

Rodenhauer's Pro Stats

Games-Starts: 52-3 — 1987 Bears (10-3), 1989 Vikings (16-0), 1990 Chargers (16-0), 1991 Chargers (10-0)

Playoffs: 2-0 — 1987 Bears (1-0), 1989 Vikings (1-0)

DOMED

Last year the Bears played in four of the NFL's six domes, and this year they travel to Houston on December 7. Next year the NFC Central is scheduled to play the AFC West when the Bears could complete the tour with a trip to Seattle. While the schedule could take awhile before sending the Bears to Atlanta, home of the newest dome, Chicago can write their own ticket to the facility as the Georgia Dome hosts Super Bowl XXVIII in 1994.

Stadium	Team	Year opened	Bears' W-L	Last game
Silverdome	Detroit Lions	1975	8-8	1991 L, 16- 6
Astrodome	Houston Oilers	1968	1-1	1986 W, 20- 7
Hoosierdome	Indianapolis Colts	1984	2-0	1991 W, 31-17
Metrodome	Minnesota Vikings	1982	5-5	1991 W, 34-17
Superdome	New Orleans Saints	1975	2-2*	1991 W, 21-17
Kingdome	Seattle Seahawks	1976	1-2	1984 L, 38- 9

*includes win in Super Bowl XX

ROPER



55

Linebacker
Fourth Year
Texas A & M
6'1", 240 lbs.
Oct. 4, 1965
D2-89

john ROPER

PRO CAREER: Earned starting job in 1991 training camp...Platooned at linebacker and contributed on all special teams during first two years.

1991 SEASON: Started all 16 regular season games at right linebacker finishing second on club with eight sacks...Named NFC Player of the Week for 11 tackles (nine solo), two sacks for 20 yards, and pass defended on final play of game to preserve Bears 21-20 win at TB (9/8)...Member of special teams unit which blocked Giants game-winning field goal attempt to earn game ball...Seven tackles, pass defended, and 1.5 sacks at Buf (9/29)...Recorded sacks in four straight games from 10/17 to 11/11...Game ball for seven tackles, two passes defended, and a sack in Bears win at NO (10/27)...Nine stops and seven-yard sack in Monday night game at Min (11/11)...Seven tackles vs. GB (12/8) and six stops including a five-yard sack vs. TB (12/14)...Pulled hamstring in season finale at SF (12/23) and missed playoff game vs. Dallas (12/29). **Games played-started:** 16-16

PREVIOUS SEASONS: 1990 — Earned two game balls for special teams play at GB (9/16) and vs. Rams (10/28)...Pulled hamstring on special teams at Det (12/16) and missed final two games of season...Four tackles at Min (11/25)...Six stops (four solo) and nine-yard sack at Wash (12/9) where he saw significant action as reserve linebacker...Batted down John Fourcade pass attempt in playoff win vs. NO (1/6/91). 1989 — Forced into starting duty when Morrissey was injured in Week 6...Finished with 68 tackles and 4.5 sacks (fourth best on team)...Earned all-rookie honors from UPI, *College and Pro Football Newsweekly*, *Pro Football Weekly*, and *Football Digest*...Outstanding game at GB (11/5) registering 14 tackles, 11 solo, two sacks for eight yards, and two caused fumbles...Nine stops and a pass defended following week at Pit (11/12)...Recorded six tackles, five solo, pass defended, and sack in rematch vs. Packers (12/17)...First career sack and interception came at Det (9/24) while playing as sub...43-yard interception return in same game was longest by a Bear in '89...Intercepted Randall Cunningham late in game following week on Monday night vs. Phil (10/2).

COLLEGIATE, PERSONAL: First-team all-SWC as senior...Dick Butkus and Vince Lombardi Awards nominee...Led Aggies with 15 sacks and 28 tackles-for-loss...Named SWC Defensive Player of the Week after compiling seven tackles, two sacks, and a caused fumble in win over Houston...Best outing in college came against TCU; 13 tackles, three sacks, and three forced fumbles...First-team all-American by AP, *College and Pro Football Newsweekly*, and Football Writers Association of America after junior campaign...Earned SWC Defensive Player of the Year after registering a team-high 104 tackles (70 solos), 15 sacks, and 26 tackles-for-loss (139 yards)...Cut nose vs. LSU required 12 stitches, but remained in game...22 tackles (14 solo) and four sacks in reserve role as sophomore...Team-high three forced fumbles...Redshirt in 1984...Named top DL in Houston by the Houston Touchdown Club while attending Yates High School...Tremendous lower body strength...Tabbed "Ravage" for intense style of play...Agriculture major...Enjoys fishing...Given name John Alfred Roper...Married (Cozette)...Resides in Libertyville.

Roper's Pro Stats

	Interceptions				Tkl-Solo	Force Fum	Fum Rec	Pass Def	Sack-Yds	G-GS
	No	Yds	Lg	TD						
1989	2	46	43	0	68-41	2	0	6	4.5-16	16-10
1990	0	0	0	0	21-11	0	0	1	1-9	14-0
1991	0	0	0	0	90-47	0	0	8	8-59	16-16
Career	2	46	43	0	179-99	2	0	15	13.5-84	46-26
Playoffs										
1990	0	0	0	0	7-2	0	0	1	0-0	2-0
1991	Inactive — hamstring									
Career	0	0	0	0	7-2	0	0	1	0-0	2-0

Roper's Single Game Highs

Tackles: 14 at GB (11/5/89)
 Solos: 11 at GB (11/5/89)

Sacks: 2 at GB (11/5/89); at TB (9/8/91)
 Long Interception: 43 at Det (9/24/89)

1991 GAME BALLS

After each Chicago victory, Bears coaches award game balls to deserving players after watching the video tapes of the game. Last year game balls were given to the following coaches and players:

Date	Opponent	Score	Recipients
Sept. 1	Minnesota	10-6	All defensive players and coaches, Waddle
Sept. 8	Ⓢ Tampa Bay	21-20	Roper, Mangum, Davis
Sept. 15	NY Giants	20-17	Thayer, Van Horne, Paul, Kozlowski, field goal block team (Douglass, Paul, Roper, Armstrong, Williams, Dent, Perry, Cox, Carrier, Mangum, and Coach Kazor)
Sept. 23	NY Jets	19-13 OT	Anderson, Harbaugh, McMichael, Waddle, Woolford, and Ditka (100th career victory)
Oct. 17	Ⓢ Green Bay	10-0	Thornton
Oct. 27	Ⓢ New Orleans	20-17	All defensive players and coaches, Muster, Bailey
Nov. 3	Detroit	20-10	Davis, Dent, Mangum, Kozlowski, Douglass
Nov. 11	Ⓢ Minnesota	34-17	All offensive players and coaches, Stinson
Nov. 17	Ⓢ Indianapolis	31-17	Dent, Harbaugh, Morgan, Muster, Perry, Rivera, Woolford
Dec. 8	Green Bay	27-13	Jennings, Morrissey, Muster, Wojciechowski, Van Horne, Ditka (100th regular season win)
Dec. 14	Tampa Bay	27-0	All defensive players and coaches, Green

ROUSE



30

Running Back
Third Year
Arkansas
6'0" , 220 lbs.
Dec. 18, 1966
DB-90

james ROUSE

PRO CAREER: Back-up running back and valuable special teamer...Started four games in '91 for injured Muster.

1991 SEASON: Handled fullback duties for first two games as Muster was injured, rushing six times for 19 and 15 yards respectively...Three rushes, two catches, and one KOR totalled 21 yards in starting role at Buf (9/29)...Opened vs. Wash (10/6) carrying once and catching four passes for 28 yards...Did not handle ball next three weeks; inactive at GB (10/17) and vs. Det (11/3) with sore knee...Rushed three times at Min (11/11) and twice vs. Mia (11/24)...Started on Thanksgiving at Det (11/28) rushing twice for three yards and catching two passes for 16 yards including career-long 14-yarder...Led all Bear receivers with 10 catches for 91 yards in pre-season. **Games played-started:** 14-4

PREVIOUS SEASONS: 1990 — Converted from halfback to fullback during last week of training camp...Valuable special teamer, finishing second on club with 17 stops...Game ball for special teams effort at TB (11/4)...Rushed five times for 14 yards at GB (9/16)...Had 10-yard rush vs. Rams (10/14).

COLLEGIATE, PERSONAL: Gained 2,887 yards and 38 TDs in career...Rushed for 134 yards and one TD on 22 attempts in Cotton Bowl vs. Tennessee as senior...Played in 10 games collecting 869 yards on 163 carries...Hauled in eight passes for 90 yards...Rushed for 359 yards on 88 carries and four TDs before ending junior campaign with injury against Texas...Realized most productive year as sophomore rushing for 1,004 yards on 182 carries...His 17 touchdowns were second highest season total by a Razorback...Rushed for 219 yards against New Mexico...SWC Offensive Newcomer of the Year after rushing for 550 yards and nine TDs as freshman...One of the most highly recruited backs in Arkansas history amassing 4,383 yards and 48 touchdowns as a prep at Parkview (Little Rock) High School...Lettered four times in track and once in basketball...Saved two lives working as a lifeguard the summer before enrolling at Arkansas...Business administration major...Enjoys bowling...Given name James David Rouse...Married (Gina)...Resides in Lake Bluff.

Rouse's Pro Stats

	Rushing					Receiving					G-GS
	No	Yds	Avg	Long	TD	No	Yds	Avg	Lg	TD	
1990	16	56	3.5	10	0	0	0	0.0	0	0	16-0
1991	27	74	2.7	10	0	15	93	6.2	14	0	14-4
Career	43	130	3.0	10	0	15	93	6.2	14	0	30-4

Also: 3 KOR for 17 yards in 1990; 2 KOR for 10 yards in 1991

Playoffs — No rushes, no receptions, 1 KOR for 9 yards in 1990. Games played: 1990 (2), 1991 (1).

Rouse's Single Game Highs

Rushes: 6 vs. Min (9/1/91); at TB (9/8/91)
Yards Rushing: 22 vs. Rams (10/14/90)
Long Rush: 10 vs. Rams (10/14/90);
vs. NYG (9/15/91)

Receptions: 4 at TB (9/8/91); vs. Wash (10/6/91)
Receiving Yards: 28 vs. Wash (10/6/91)
Long Reception: 14 at Det (11/28/91)



99

Defensive Tackle
Third Year
USC

6'4", 270 lbs.
Sept. 8, 1967
D3-90

tim RYAN

PRO CAREER: Started four contests last year while Armstrong was on IR...Expected to compete for more playing time in 1992.

1991 SEASON: Spelled Perry or McMichael in first four games, totalling three tackles...Became starter in Week 5 when Armstrong went on IR with sore knee...Four tackles, three solo, and half-sack in first career start at Buf (9/29)...Opened four games before Armstrong returned...Game ball at NO for career-high six tackles...Saw extended play vs. GB (12/8), and had four stops, two solo, forced fumble, fumble recovery, and a 10-yard sack...Suffered non-football related stomach illness in San Francisco, and did not play in playoff game vs. Dal (12/29). **Games played-started:** 16-4

PREVIOUS SEASONS: 1990 — Used as reserve to spell Armstrong and Dent...Two tackles in season opener vs. Sea (9/9)...Caught two kickoffs vs. Det (12/2)...Saw significant action at Wash (two tackles, one solo) and at Det (five tackles, two solo) as Hampton rested his knees...Injured leg in Lions game (12/16) and did not play following week vs. TB.

COLLEGIATE, PERSONAL: Finished career with 34 sacks and 55 tackles-for-loss earning all-America honors final two seasons...Registered 103 tackles (50 solos) as senior on team that led the nation in defense against the run...Set Trojan season record for with 20 sacks...Pac 10 Conference Defensive Player of the Week honors after recording 17 tackles and two sacks in 24-3 romp over Arizona...Started eleven games and recorded 75 tackles (39 solos) and six sacks to earn all-Pac 10 honors as junior...AP honorable mention all-American in 1986...Compiled 109 tackles (50 solos)...Career-high 18 tackles vs. Notre Dame...*Football News* Freshman all-American...First freshman to start season opener for USC since Riki Ellison (1978)...16 tackles vs. Arizona St. and vs. Auburn in Citrus Bowl...All-American at Oak Grove High School in San Jose, CA...Began boxing career when he was six years old, eventually becoming Junior Olympic boxing champ for five consecutive years...All-Central Coast Section selection as center on high school basketball squad...Public administration major...Given name Timothy Edward Ryan...Single...Resides in Wheeling.

Ryan's Pro Stats

	Int-Yds	Tkls-Solo	Fum Rec	Force Fum	Pass Def	Sack-Yds	G-GS
1990	0-0	15-5	0	0	0	0-0	15-0
1991	0-0	25-12	1	2	1	1.5-14	16-4
Career	0-0	40-17	1	2	1	1.5-14	31-4

Also: 2 kickoff returns for -1 yards in 1990.

Playoffs

	Int-Yds	Tkls-Solo	Fum Rec	Force Fum	Pass Def	Sack-Yds	G-GS
1990	0-0	2-2	0	0	1	0-0	2-0
1991	Inactive	— stomach ailment					
Career	0-0	2-2	0	0	1	0-0	2-0

Ryan's Single Game Highs

Tackles: 6 at NO (10/27/91)

Solos: 3 at Buf (9/29/91); at GB (10/17/91)

SINGLETARY



50

Linebacker
Twelfth Year
 Baylor
 6'0", 240 lbs.
 Oct. 9, 1958
 D2-81

mike SINGLETARY

PRO CAREER: Tied Walter Payton last season with his ninth Pro Bowl appearance...Winner of 1990 NFL Man of the Year for playing excellence and off-the-field contributions...Second most starts in Bear history (156), trailing only Payton's 184...Defensive captain since 1983...Finished as team's first or second leading tackler each of last 10 seasons...His 156 starts, 1,353 tackles, 820 solo stops, 47 passes defended, and 13 fumble recoveries are most among active Bears...Missed just two games in career, both in 1986...Named to NFL Team of the '80s by Pro Football Hall of Fame Board of Selectors...Pro Bowl after 1983, '84, '85, '86, '87, '88, '89, '90 and '91 seasons.

1991 SEASON: Led team with 124 tackles; tenth straight season he has finished first or second...First-team all-NFL by Associated Press and *The Sporting News*; first-team all-NFC by UPI...Registered 11 tackles in season opener vs. Min (9/1)...Had 13 tackles, seven solo, vs. NYJ (9/23) and followed with 12 the next week at Buf (9/29)...Game ball at NO (10/27) for 11 tackles...Recorded 10 stops vs. Mia (11/24)...Led team with 12 stops in playoff game vs. Dal (12/29). **Games played-started:** 16-16

PREVIOUS SEASONS: **1990** — All-NFC first-team by UPI and *Pro Football Weekly*...Led team in tackles (151) for fifth time in his career and third straight year...Set career-high with 20 tackles, 10 solo, in being named NFC Defensive Player of the Week for game at Den (11/18)...Had 17 tackles (eight solo) at Raid (9/30)...Game ball effort with eight tackles vs. Rams (10/14)...Registered 11 stops at Min (11/25) and two weeks later at Wash...Nine tackles (four solo), two passes defended, and six-yard sack at Phx (10/28). **1989** — Named to seventh straight Pro Bowl; all-NFL by *The Sporting News*, and AP; all-NFC by UPI and *Pro Football Weekly*...Turned in seven 10-plus-tackle games; tallied 151 on the year...Game ball for season-high 14-tackles, eight solo, pass defended, and fumble caused on Monday night vs. Eagles in Week 4...Along with McMichael, was only defensive player to start all 16 games...Missed second-half of season finale at SF (12/24) with bruised ribs...Grabbed only interception vs. TB (11/19)...13 tackles, seven solo at TB (10/8); 12 stops vs. Hou (10/15) and vs. TB. **1988** — Capped off brilliant season by earning sixth consecutive trip to Pro Bowl as one of just two unanimous selections (Reggie White)...Named NFL Defensive Player of the Year by AP and *Pro Football Weekly*; NFC Defensive Player of Year by UPI and *Football News*...First-team all-NFL by AP, PFWA, TSN and PFW; first-team all-NFC by UPI and *Football News*...Led club with a career-high 170 tackles, including 89 solo, also a team best...Established new single game career-high with 16 tackles vs. Cowboys (10/16) and at TB (11/20)...Intercepted pass and recovered fumble at TB...Other top games: 15 tackles vs. TB (11/6) and 14 at NE (10/30)...Had 10+ tackles in eight games. **1987** — Named to virtually every all-pro team...Second on team in tackles (108), solo (55), and forced fumbles (three)...Had 14 tackles at TB (10/25)...Had three other double-digit-tackle performances and twice had nine stops...Both sacks came in season-opening 34-19 win over Giants (9/14)...Injured finger at Min (12/6) required 12 stitches during game; returned to lead goal-line stand in division-clinching 30-24 win. **1986** — Unanimous all-pro selection...Had 79 tackles in first seven games before pulling groin at Min (10/19) causing him to break streak of 73 starts...Had 14 tackles vs. Eagles (9/14) and 13 stops vs. Min (10/5). **1985** — NFL

SINGLETERY

Defensive Player of the Year by AP; NFC Defensive Player of the Year by UPI...Consensus all-NFL choice after 113 tackles...NFC Defensive Player of Week vs. Patriots (9/15) after seven tackles, three sacks and interception...Had 13 tackles and sack in playoffs; two fumble recoveries in Super Bowl XX. **1984** — Leading tackler with 116...Consensus all-NFL...Second with three forced fumbles. **1983** — Team's leading tackler with 148 while being named a consensus all-NFL choice...Led team with four fumble recoveries. **1982** — Tied for second on club with 71 tackles. **1981** — Started last nine games earning all-rookie honors by PFWA, UPI, *PFW* and *Football Digest*...Earned first game ball following 10-tackles and forced fumble effort vs. KC (11/8)...Bears received choice to draft him by swapping second round picks with 49ers (to skip past Vikings) and giving SF additional fifth round selection.

COLLEGIATE, PERSONAL: Earned consensus all-American honors final two seasons while being tabbed SWC Player of Year both years...Only junior selected to all-SWC Team of the '70s...Averaged 15 tackles per game over career at Baylor...Established school record with 232 tackles in '78...Posted 20+ tackles in four games; 30+ tackles three times including career-high 33 stops vs. Arkansas...Never had fewer than 10 tackles in game...Finalist in '80 Lombardi Trophy voting...Served as team captain final two seasons...Final college stats: 662 tackles, 351 solos, 18 passes defended, six fumble recoveries...Attended Houston's Worthing High...Active in community services speaking to various youth groups in Chicago and Houston: FCA, Hemophilia Foundation of Illinois, Drug and Substance Abuse...Favorite book: *The Amazing Results of Positive Thinking* by Norman Vincent Peale...Co-authored book, *Calling the Shots*, after 1985 season...Released second book, *Singletary on Singletary*, during 1991 season...BA degree in management...Aspires to own health spa/resort, but may decide to coach...Nickname: Samurai...Uncle of Tampa Bay LB Broderick Thomas...Winner of 1990 NFL Man of the Year...Given name Michael Singletary...Married (Kim)...Daughters (Kristen, Jill) and son (Mathew)...Resides in Barrington.

Singletary's Pro Stats

	Interceptions				Tcks-Solo	Force	Fum	Fum Rec	Pass Def	Sack-Yds	G-GS
	No	Yds	Lg	TD							
1981	1	-3	-3	0	72-60	1	0	0	4	0-0	16-9
1982	0	0	0	0	71-61	1	1	1	2	1-9	9-9
1983	1	0	0	0	148-118	1	4	4	7	3.5-23.5	16-16
1984	1	4	4	0	116-81	3	1	4	4	3.5-24	16-16
1985	1	23	23	0	113-89	0	3	5	5	3-24	16-16
1986	1	3	3	0	129-68	1	0	9	9	2-15	14-14
1987	0	0	0	0	108-55	3	1	4	4	2-14	12-12
1988	1	13	13	0	170-89	0	1	3	3	1-3	16-16
1989	0	0	0	0	151-79	2	0	5	5	1-2	16-16
1990	0	0	0	0	151-67	0	2	4	4	1-6	16-16
1991	0	0	0	0	124-53	0	0	0	0	0-0	16-16
Career	6	40	23	0	1,353-820	12	13	47	18-120.5	163-156	

Playoffs

1984	0	0	0	0	9-6	0	0	2	0-0	2-2
1985	0	0	0	0	15-10	3	0	2	1-11	3-3
1986	0	0	0	0	12-7	0	0	0	0-0	1-1
1987	0	0	0	0	7-0	0	0	0	0-0	1-1
1988	0	0	0	0	13-4	0	0	1	0-0	2-2
1990	0	0	0	0	15-5	0	0	0	0-0	2-2
1991	0	0	0	0	12-6	0	0	0	0-0	1-1
Career	0	0	0	0	83-38	3	0	5	1-11	12-12

Singletary's Single Game Highs

Tackles: 20 at Den* (11/18/90)

Sacks: 3 vs. NE (9/15/85)

Solos: 14 at GB (11/3/85)

*Overtime game

STINSON



32

Cornerback
Fifth Year

Texas Tech
5'9"

170 lbs.
May 10, 1966
D6-88

Lemuel STINSON

PRO CAREER: Leads all active Bears with 14 career interceptions...Has played right and left corner...First 10 interceptions came in 21 game span (1989-90) in which he made just 13 starts.

1991 SEASON: Started all 16 games and led team with 21 passes defended...Thrice broke up three passes: vs NYG (9/15), at Det (11/28), vs TB (12/14); and four times had two break-ups...First interception of season vs Wash (10/6)...Game ball for interception returned for 34-yard TD at Min (11/11), the second of his career (1989)...Recovered fumble at NO (10/27) and vs. Mia (11/24)...Season-high six tackles at Buf (9/29) and vs. Det (11/3)...Three passes defended and a 27-yard interception return vs TB (12/14)...Pulled right hamstring (7/22) and did not play until final pre-season game (8/24). **Games played-started:** 16-16

PREVIOUS SEASONS: 1990 — Earned starting job in training camp...Opened season with interception in first three games...Defended four passes in season opener vs Seahawks...Grabbed fourth interception in Week 5 vs. GB (10/7) and returned it 30 yards...Two interceptions and two passes defended vs Atl (11/11)...Tore left knee ligaments on second series at Denver while breaking up pass. Placed on IR (11/24) out for remainder of season...Led NFC with six interceptions and paced club with 15 passes defended before injury. Finished second on team in both categories...Knee surgery on 12/3. **1989** — Led club in interceptions (four) despite appearing in 12 games and starting just four...Second with 15 pass deflections...First interception came in Week 2 vs. Min (9/17) and was returned 29 yards for TD; seven tackles, four solo, contributed to game ball award...First start of '89 at Det (9/24) as Bears used six DBs vs. Lions run-and-shoot...Started vs. Eagles (10/2) in Week 4 when Woolford was injured; responded with four tackles, three passes defended, and interception...Career-high in both tackles (10) and solos (seven) at TB (10/8)...Game ball in next start at Pit (11/12) with six tackles, two passes defended, two interceptions, and blocked punt...Cracked rib on second int. and inactive vs. TB (11/19)...Injured left knee at Min (12/3) required arthroscopy (12/4) forcing him on IR for remainder of year. **1988** — Club's third cornerback and special teams player...Made only start at LA Rams (12/5) for Richardson turning in season-high five tackles...Played extensively in second half at Det (10/9) after injury to Jackson, making two tackles and two passes defended...Returned kickoff for 18 yards vs. SF in NFC Title game...Involved in eight special teams tackles.

COLLEGIATE, PERSONAL: Wide receiver first three seasons at Texas Tech before switching to cornerback as senior...57 tackles, nine passes defended, and four interceptions in final season...Competed on track team finishing fourth in SWC in 110m high hurdles...Missed spring drills prior to junior season to concentrate on track and played without scholarship catching just one six-yard pass...Seven catches for 108 yards as sophomore...Started two games as freshman catching four passes for 58 yards...Two time all-American receiver at Worthing (TX)

High (same as Singletary)...Caught 30 passes for 1,000 yards, eight TDs as senior...Won Texas state meet with 13.6 in high hurdles...Hobbies include listening to loud music, fishing, and speaking to kids...Physical education major with 3.2 GPA...Nickname "Leomonhead" led to work with Ferrara Pan Candy Company encouraging kids to stay off drugs, out of gangs, and in school...Given name Lemuel Dale Stinson...Wife (Kristine)...Son (Lemuel Tiger) and daughter (Kamille)...Resides in Glenview.

Stinson's Pro Stats

	Interceptions				Tkl-Solo	Force	Fum	Fum Rec	Pass Def	Sack-Yds	G-GS
	No	Yds	Lg	TD							
1988	0	0	0	0	10-3	0	0	0	3	0-0	16-1
1989	4	59	29	1	42-26	0	0	0	15	0-0	12-4
1990	6	66	30	0	25-14	0	0	0	15	0-0	10-10
1991	4	69	34	1	55-36	0	2	2	21	0-0	16-16
Career	14	194	34	2	132-79	0	2	2	54	0-0	54-31
Playoffs:											
1988	0	0	0	0	0-0	0	0	0	0	0-0	2-0
1991	Injured Reserve — knee										
1991	0	0	0	0	3-2	0	0	0	1	0-0	1-1
Career	0	0	0	0	3-2	0	0	0	1	0-0	3-1

Also: 1 kick return for 18 yards in 1988.

Stinson's Single Game Highs

Tackles: 10 at TB (10/8/89)

Solos: 7 at TB (10/8/89)

Interceptions: 2 at Pit (11/12/89); at Atl (11/11/90)

Passes Defended: 4 vs. Sea (9/9/90)

Long Int. Return: 34 at Min (11/11/91)

NFL MAN OF THE YEAR NOMINEES

This year Edge shaving cream is sponsoring the NFL's Man of the Year. The award is for playing excellence as well as off-the-field contributions. Previously sponsored by Travelers' insurance, the honor has twice been won by Bears: Dave Duerson in 1987 and Mike Singletary in 1990. A list of the Bears' nominees and the league winner since 1981:

Year Bears Nominees

1981	Walter Payton
1982	Roland Harper
1983	Jim Osborne
1984	Jim Covert, Les Frazier, Mike Singletary
1985	Jim Covert
1986	Matt Suhey
1987	Dave Duerson
1988	Neal Anderson
1989	Ron Rivera
1990	Mike Singletary
1991	Jay Hilgenberg
1992	Lemuel Stinson, Jim Harbaugh, Richard Dent

NFL Winner

Lynn Swann, Pittsburgh
Joe Theismann, Washington
Rolf Bernirschke, San Diego
Marty Lyons, NY Jets
Dwight Stephenson, Miami
Reggie Williams, Cincinnati
DUERSON
Steve Largent, Seattle
Warren Moon, Houston
SINGLETARY
Anthony Muñoz, Cincinnati

STONEBREAKER



58

Linebacker
Second Year
Notre Dame
6'0", 235 lbs.
Jan. 14, 1967
D9-91

michael STONEBREAKER

PRO CAREER: Reserve middle linebacker who was one of club's top special teams performers as rookie.

1991 SEASON: Played in all 16 games mostly on special teams...Finished with 10 special teams tackles...Played in four games on defense, making tackles in each: two at Min (11/11), one at Buf (9/29), one vs. TB (12/14), and four at SF (12/23). **Games played-started:** 16-0

COLLEGIATE, PERSONAL: Kodak first-team all-American; second-team by *Football News* as senior...Started every game at inside linebacker...Led team with 95 tackles, including 56 solos...Also had three sacks and seven stops-for-loss...Returned after missing one season (20 months) to record eight tackles and interception in 28-24 win over Michigan...Interception, 11-yard sack, and eight tackles in 20-19 win over Michigan State...Season-high 15 tackles vs. Navy...Sat out 1989 season after winter car accident which resulted in a dislocated right hip, broken right kneecap, and bruise to the brain causing double vision...Consensus first-team all-America pick starting every game at inside linebacker during sophomore...Second leading tackler with 104 stops...Also recorded two sacks and two interceptions...16 tackles in season opening win over Michigan followed by 17 tackles and interception the next week vs. Michigan State...Season-best 19 stops vs. Navy...Redshirted in 1987 after being ruled academically ineligible in August prior to season...Played in ten games, mostly on special teams, as true freshman...Seven tackles and interception when injury forced him into action vs. SMU...Five tackles vs. LSU in only start of season...Led John Curtis High in River Ridge, LA to 59-1 record in four years...Won three state championships after losing in title game as freshman...Three-time all-district choice; Louisiana Defensive Player of Year as senior...Father, Steve, played linebacker for Baltimore Colts (1964-66), and now owns restaurant "Stonebreaker's TJ Ribs" in New Orleans...Arts and letters major...Given name Michael David Stonebreaker...Single...Resides in Glencoe.

Stonebreaker's Pro Stats

	Int-Yds	Tkls-Solo	Fum Rec	Force Fum	Pass Def	Sack-Yds	G-GS
1991	0-0	8-1	0	0	0	0-0	16-0
Career	0-0	8-1	0	0	0	0-0	16-0
Playoffs							
1991	0-0	0-0	0	0	0	0-0	1-0
Career	0-0	0-0	0	0	0	0-0	1-0

Stonebreaker's Single Game Highs

Tackles: 4 at SF (12/23/91)

Solos: 1 at Min (11/11/91)



49

Safety
Fifth Year
Colorado
6'1", 200 lbs.
Nov. 22, 1964
DB-88

david TATE

PRO CAREER: Has started nine games in four years at free safety, strong safety, and cornerback.

1991 SEASON: Used mostly in nickel or passing situations...Season-high five stops in OT win vs. NYJ (9/23)...Intercepted Tomczak at GB (10/17)...Four tackles and pass defended at Min (11/11), two solo stops the following week at Ind (11/17)...Second interception came vs TB (12/14) which he returned 28 yards...Fourth on club with 13 special teams tackles. **Games played-started:** 16-0

PREVIOUS SEASONS: 1990 — Led special teams with 12 solo tackles, third with 16 total stops...Took over at corner when Stinson was injured at Den (11/8)...Sprained ankle at Min (11/25) and only played on special teams following week vs. Det...Season-high 10 tackles, seven solo, while playing corner for injured Jackson at Wash (12/9)...Started at corner following week at Det and registered six stops...Seven tackles vs. TB (12/23) when returned to sub role...Twisted right knee in second quarter of season finale vs. KC (12/29). Placed on IR two days later and missed playoffs...Surgery by Dr. John Brna (1/21). **1989** — Made four starts recording at least nine tackles in each game...Opened for injured Duerson in Week 4 vs. Phil (10/2) producing 11 tackles and only interception of year...Next start came 10 games later vs. Det (12/10)—nine tackles...Following week vs. GB (12/17) managed 11 tackles, including five solo...Set team and career season-high with 18 tackles and 12 solos vs. 49ers in season finale (12/24)...Returned kickoff 12 yards at TB (10/8)...Contributed eight special team tackles...Missed second week with hamstring injury. **1988** — Second on club with four interceptions...Started four games at FS for an injured Gayle (10/16-11/6)...Appeared in all other regular season games and both playoffs as nickel back...Earned game ball in first pro start vs. Cowboys (10/16) after two interceptions and five tackles...First pro interception came vs. Bills (10/2) setting up TD in 24-3 win...Moved to nickel back at Wash (11/13), but still managed interception, three tackles, and pass defended...Eight tackles at NE (10/30) and seven vs. TB (11/6).

COLLEGIATE, PERSONAL: Starting cornerback final two seasons at Colorado...Had 84 tackles, six passes defended, three forced fumbles, and two interceptions as senior...Two thefts and six passes defended as junior...Reserve as sophomore; split time between wide receiver and safety as freshman...Football standout at WR and DB at Denver's Mullen High...Averaged 18 points in basketball...Given name David Fitzgerald Tate...Single...Resides in Buffalo Grove.

Tate's stats on next page.

TATE

Tate's Pro Stats

	Interceptions				Tkl-Solo	Force	Fum	Fum Rec	Pass Def	Sack-Yds	G-GS
	No	Yds	Lg	TD							
1988	4	35	17	0	45-20	0	0	0	4	0-0	16-4
1989	1	0	0	0	60-28	0	0	0	2	0-0	14-4
1990	0	0	0	0	54-30	0	0	0	4	0-0	16-1
1991	2	35	28	0	30-14	0	0	0	4	0-0	16-0
Career	7	70	28	0	189-92	0	0	0	14	0-0	62-9

Also 1 kick return for 12 yards in 1989.

Playoffs

1968	0	0	0	0	1-0	0	0	0	0	0-0	2-0
1990	Injured Reserve — knee										
1991	0	0	0	0	1-0	0	0	0	0	0-0	1-0
Career	0	0	0	0	2-0	0	0	0	0	0-0	3-0

Tate's Single Game Highs

Tackles: 18 at SF (12/24/89)

Solos: 12 at SF (12/24/89)

Passes Defended: 2 at Det (10/9/88)

Interceptions: 2 vs. Dal (10/16/88)

Long interception: 28 vs. TB (12/14/91)

SPECIAL TEAMS TACKLES

Player	Pos	Solo	Assisted	TOTAL
Glen Kozlowski	WR	15	20	35
Maurice Douglass	S	12	4	16
Darren Lewis	RB	11	4	15
David Tate	S	7	6	13
Johnny Bailey	RB	7	4	11
Michael Stonebreaker	LB	4	6	10
James Rouse	RB	6	3	9
Mark Carrier	S	2	5	7
Mark Green	RB	5	1	6
Markus Paul	S		5	5
Ron Cox	LB	1	3	4
Danté Jones	LB	3		3
Jim Morrissey	LB	2		2
Keith Jennings	TE		2	2
Donnell Woolford	CB		2	2
Kevin Butler	K	1		1
Jerry Fontenot	G	1		1
Jim Thornton	TE	1		1
Dennis Gentry	WR		1	1
Ron Rivera	LB		1	1

Forced Fumbles: Kozlowski, Carrier

Fumbles Recovered: Douglass (2), Kozlowski

Blocked Field Goals: Perry, Williams



57

tom THAYER

Guard
Eighth Year
Notre Dame
6'4", 280 lbs.
Aug. 16, 1961
FA-85

PRO CAREER: Played in all 108 games since making team in 1985—longest streak of any offensive player...Has played in every Bear game the past seven seasons; starting 88 of 89...Starting right guard since mid-'85...Year-round weightlifter who ranks among strongest players on team.

1991 SEASON: Honored with game ball vs NYG (9/15)...Played in 100th consecutive game at NO (10/27)...Game ball for 178 yard rushing effort at Min (11/11)...Had first holding call in 53 games and 3,500 plays vs. TB (12/14). Previous hold was 11/27/88. **Games played-started:** 16-16

PREVIOUS SEASONS: **1990** — Played in every offensive play in 1990, and was not penalized for holding...Game ball for 215 yard rushing effort vs. Min (9/23)...Starting right guard for offensive line unit which was named NFC Offensive Player of the Week at Phx (10/28). **1989** — Did not miss a play to injury...Was not called for holding penalty during entire season. **1988** — Started all 16 games and both playoff tilts at right guard. **1987** — Strong play at right guard earned Pro Bowl alternate selection...Started first 11 union games and playoffs...Reserve in regular season finale at LA Raiders (12/27). **1986** — Started all 16 games at right guard...Received game ball as part of offensive line which paved way for season-high 245 rushing yards vs. TB (12/7). **1985** — Joined Bears after USFL season...Assumed starting right guard position in fourth game of season...Selected to PFWA's all-rookie team...Played in 46 games in 1985-86 (23 with USFL's Blitz; 23 with Bears). **1984** — Played in 18 games helping lead the Arizona Blitz to the USFL Championship game. **1983** — Started final nine games for George Allen's team, helping squad average 181 rushing yards compared to 132-yard average in the 10 games prior...Bears' fourth round draftee, signed with Blitz and played three seasons in USFL.

COLLEGIATE, PERSONAL: All-America standout and four-time letterman at Notre Dame...Played guard, center, and tackle; one game at DT as freshman...Forty consecutive starts beginning midway through freshman season...Honored as ND's top offensive lineman during spring drills as sophomore, junior, and senior...Degree in public relations...Four-time letterman at Joliet (IL) Catholic High as both offensive and defensive lineman...Led school to 33 straight wins and four consecutive Illinois Class 4A state titles...Lettered in wrestling and track as prep...Brother-in-law of former Falcons' guard John Scully, also a teammate at ND...Co-owner of T 'n T sports restaurant in Joliet with Packers' Mike Tomczak...Given name Thomas Allen Thayer...Single...Resides in Northbrook.

Thayer's Pro Stats

Games-Starts: 108-104 — 1985 (16-13); 1986 (16-16); 1987 (12-11); 1988 (16-16); 1989 (16-16); 1990 (16-16); 1991 (16-16)

Playoffs: 10-10 — 1985 (3-3); 1986 (1-1); 1987 (1-1); 1988 (2-2); 1990 (2-2); 1991 (1-1)

THOMAS



60

Tackle
Second Year
Texas

6'5", 290 lbs.
Oct. 28, 1968
D1-91

stan THOMAS

PRO CAREER: Part time starter at left tackle in promising rookie season.

1991 SEASON: Started first seven games at left tackle before injuring ankle at GB (10/17)...Played three quarters at right tackle when Van Horne was injured vs. Mia (11/24)...Did not play in season finale at SF (12/23) or playoff game vs. Dal (12/29). **Games played-started:** 15-7

COLLEGIATE, PERSONAL: All-American first-team by The Poor Man's Guide to the NFL Draft and consensus all-SWC as senior...Did not allow a sack all season and averaged seven knockdown blocks per game...Part of offensive line which paved the way for 498 and 556 yard games...**JUNIOR** — Started every game...Bothered by shoulder injury, but did not miss any playing time...**SOPHOMORE** — Started all 11 games...Key block in Eric Metcalf's 60-yard run vs. Baylor...**FRESHMAN** — Played in every game...First collegiate start came against Texas A & M...Key block sprung Metcalf for 50-yarder vs. Aggies...Redshirted in 1986 as true freshman. **PERSONAL:** All-district and all-California Interscholastic Federation during senior season at El Centro High...Victim of drive-by shooting on morning of February 8, 1992 while at home in San Diego...Physical education major...Given name Stan Thomas...Single...Resides in Lake Bluff.

Thomas' Pro Stats

Games-Starts: 15-7 — 1991 (15-7)

Playoffs: 0-0 — 1991 (0-0)

FORTYSOMETHING

In Mike Ditka's first nine seasons, the Bears threw 40 passes in just three games — winning one and losing two. But in 1991 Chicago aired it out 40 times in six contests, going 1-5. However, when running the ball 40 times, the Bears are much more successful, winning 43 of the 45 games in the 10 years since 1982.

Date	Opponent	Result	Att	Comp	NetYds	TD	Int
Oct. 16, 1983	@ Detroit	L, 31-17	46	28	309	2	0
Nov. 8, 1987	@ Green Bay	W, 26-24	42	21	247	1	2
Jan. 8, 1989*	San Francisco	L, 28- 3	41	20	176	0	1
Sept. 23, 1991	NY Jets	W, 19-13 <i>or</i>	42	28	289	1	1
Sept. 29, 1991	@ Buffalo	L, 35-20	42	22	269	0	1
Oct. 6, 1991	Washington	L, 20- 7	41	17	199	0	3
Nov. 24, 1991	Miami	L, 16-13 <i>or</i>	40	25	204	0	0
Nov. 28, 1991	@ Detroit	L, 16- 6	48	27	231	0	4
Dec. 29, 1991*	Dallas	L, 17-13	45	23	222	1	2

In regulation against the Jets the Bears had 31 pass attempts. All 40 passes against Miami were in regulation.

* Playoff game



80

Tight End
Fifth Year
Cal St.-Fullerton
6'2", 242 lbs.
Feb. 8, 1965
D4-88

jim THORNTON

PRO CAREER: Has played in all 64 games since joining team...Starting tight end since fourth week of rookie season (1988).

1991 SEASON: Rotated with Boso for first four games, but handled all Bears' tight end duties when Boso was lost for season after fifth game...Had streak of 55 starts snapped vs. GB (12/8)...Injured arch prior to GB (10/17), but played and had season-high three catches, including only TD of the year...Sprained right ankle while trying to catch an Anderson pass at Det (11/28)...Played only on FG and PAT team vs GB (12/8) and vs. TB (12/14)...Rotated with Jennings for season finale at SF (12/23) and in playoff game vs. Dal (12/29). **Games played-started:** 16-13

PREVIOUS SEASONS: 1990 — Started all 16 games for second straight season...Season-high three catches at Raid (9/30), vs. GB (10/7), and vs. Det (12/2)...First TD came in Week 14 vs. TB on 18-yard pass from Tomczak...Sprained ankle in pre-game vs. Saints (1/6/91), but played and scored game's only TD (18-yard pass from Tomczak). Game's leading receiver with 43 yards. **1989** — Led club with 16.3-yard receiving average...First pro TD was 20-yard game-winner from Tomczak in season opener vs. Cin (9/10) as part of four-catch, 86-yard performance...Earned game ball for setting career-highs in catches (five), yards (96), and long (36) in Monday night game vs. Phil (10/2) which also included game-clinching TD...Four catches for 41 yards including third TD of season vs. Hou (10/15)...Lined up in backfield early in season, but rushed only once for four yards vs. Min (9/17). **1988** — Emerged as starter in Week 4 and started more games than any other rookie on club (12)...Opened at GB (9/25) catching season-high three passes for 23 yards...Alternated with Moorehead and Boso...Four two-catch games...15 catches ranked eighth on team...Best game was vs. SF in NFC Championship grabbing four receptions for 52 yards.

COLLEGIATE, PERSONAL: All-Pacific Coast Athletic Association and team MVP as senior after catching 17 passes for 230 yards and two TDs...Missed final three games with knee injury...Had 16 catches as junior, 15 as sophomore...Recruited as QB but switched to tight end midway through freshman season after becoming avid weightlifter...Three-sport star at Analay High in Sebastopol, CA...Completed 76 of 180 passes for 1,008 yards and seven TDs as senior...Twice all-league in football and basketball...Six-foot high jumper in track...Criminal justice major...Nickname: Robocop...Given name James Michael Thornton...Married (Vicki)...Two sons (Dylan James and Ryan Chase)...Resides in Buffalo Grove.

Thornton's stats on next page.

THORNTON

Thornton's Pro Stats

	Receiving					Rushing					G-GS
	No	Yds	Avg	Lg	TD	No	Yds	Avg	Lg	TD	
1988	15	135	9.0	19	0	0	0	0.0	0	0	16-12
1989	24	392	16.3	36	3	1	4	4.0	4	0	16-16
1990	19	254	13.4	32	1	0	0	0.0	0	0	16-16
1991	17	278	16.4	33	1	0	0	0.0	0	0	16-13
Career	75	1,059	14.1	36	5	1	4	4.0	4	0	64-57
Playoffs											
1988	4	52	13.0	18	0	0	0	0.0	0	0	2-2
1990	5	71	14.2	25	1	0	0	0.0	0	0	2-2
1991	1	12	12.0	12	0	0	0	0.0	0	0	1-0
Career	10	135	13.5	25	1	0	0	0.0	0	0	5-4

Thornton's Single Game Highs

Receptions : 5 vs. Phil (10/2/89)

Long: 36 vs. Phil (10/2/89)

Yards receiving: 94 vs. Phil (10/2/89)

MAKING THE TEAM

A breakdown of the Opening Day roster since Mike Ditka became head coach in 1982.

Year	QB	RB	OL	WR	TE	DL	LB	DB	P	K	Total
1982	3	6	8	4	2	6	6	8	1	1	45
1983	3	5	11	5	3	7	5	8	1	1	49
1984	3	6	9	5	3	6	7	8	1	1	49
1985	3	4	8	6	2	7	6	7	1	1	45
1986	3	5	8	5	2	7	6	7	1	1	45
1987	3	5	8	5	2	6	6	8	1	1	45
1988	3	5	9	5	2	6	7	8	1	1	47
1989	2	5	9	5	2	7	7	8	1	1	47
1990	3	5	8	4	3	8	7	8	1	1	47*
1991	2	6	8	5	2	7	7	8	1	1	47

Year	Roster size	Veterans	Draftees	Free Agents
1982	45	40	5	0
1983	49	39	9	1 (Dennis McKinnon)
1984	49	42	6	1 (Jack Cameron)
1985	45	36	7	2 (Mike Tomczak, Ken Taylor)
1986	45	41	4	0
1987	45	40	5	0
1988	47	37	9	1 (Mickey Pruitt)
1989	47	38	9	0
1990	47*	40	8	1 (Quintin Smith)†
1991	47	40	5	2 (John Hardy, James Williams)

*The Bears were given an exemption on Steve McMichael and could carry 48 players into the opener.

†James Coley was a rookie free agent in 1990, but only after he spent 1989 on the developmental squad.



78

Tackle
Twelfth Year
USC6'6", 290 lbs.
Nov. 6, 1957
D1-81

keith VAN HORNE

PRO CAREER: Club's starting right tackle since 1981...Has missed seven games in career and just two in last eight seasons...150 career starts is most by any Bear offensive player and fifth in club history behind Payton, Singletary, Osborne, and Hampton.

1991 SEASON: Started all 16 games increasing career total to 150...Game ball at Min (11/11) when Bears rushed for 178 yards... Battled neck/shoulder injury most of season...Missed entire second half vs. Mia (11/24)...Earned game ball vs GB (12/8). **Games played-started:** 16-16

PREVIOUS SEASONS: **1990** — Started all 16 games...Game ball vs. Min (9/23) when Bears rushed for 215 yards...Part of unit named NFC Offensive Player of the Week at Phx (10/28)...Also earned game ball at Den (11/18)...Off-season surgery on right shoulder (1/21) and left shoulder (2/21) by Dr. Michael Schafer. **1989** — Started 15 of 16 games...Injured neck at GB (11/5), but started next week at Pit (11/12)...Unable to play following week vs. TB (11/19). **1988** — Started first 14 games at RT before suffering leg bruise in fourth quarter at LA Rams (12/5)...Played a reserve role following week vs. Det (12/11) and was inactive for finale at Min (12/19)...Returned to start both playoff games...Earned game ball for outstanding performance vs. Eagles' Reggie White in playoffs. **1987** — Started all 12 union games at right tackle...Played with assorted injuries much of the season...Minor surgery to repair injured left Achilles tendon (1/26/87). **1986** — Started all 16 games plus playoff contest vs. Redskins (1/3/87)...Hampered by strained neck throughout the season...Originally hurt neck in opener vs. Browns (9/7) and missed most of fourth quarter...Left game at Min (10/19) in second half with same problem...Helped Bears pace NFC in fewest sacks allowed (24). **1985** — Turned in solid campaign playing especially well in playoffs and Super Bowl. **1984** — Started 14 games...Missed two with pulled hamstring. **1983** — Ankle injury cut short season after starting first 10 games. **1982** — Started all nine games. **1981** — PFWA, UPI, *Football Digest* all-rookie after starting final 12 games...Played LT in pre-season before making permanent switch to RT...First lineman chosen in '81 draft.

COLLEGIATE, PERSONAL: Academic all-American as senior...Consensus all-America at USC as senior and runner-up to Pitt's Mark May for '80 Outland Trophy...Academic all-Pac Ten final two seasons...Trojans were 39-7-2 in his four years...Two-year all-conference TE/DL at Fullerton (CA) High (former-President Nixon's school)...Recruited by USC as 230-pound TE...Brother Peter was signed by Cubs in '77 as first baseman/center fielder...Earned BA degree in broadcast journalism...Mother resides in Clarendon Hills, IL...Enjoys travelling and music — worked as deejay during off-season...Spokesperson for Les Turner's Aminotrophic Lateral Sclerosis Foundation...Given name Keith Van Horne...Single...Resides in Riverwoods.

Van Horne's Pro Stats

Games-Starts: 157-150 — 1981 (14-12); 1982 (9-9); 1983 (14-10); 1984 (14-14); 1985 (16-16); 1986 (16-16); 1987 (12-12); 1988 (15-14); 1989 (15-15); 1990 (16-16); 1991 (16-16)

Playoffs: 12-12 — 1984 (2-2); 1985 (3-3); 1986 (1-1); 1987 (1-1); 1988 (2-2); 1990 (2-2); 1991 (1-1)

WADDLE



87

Wide Receiver
Fourth Year
Boston College
6'0", 191 lbs.
Feb. 20, 1967
FA-89

tom WADDLE

PRO CAREER: Played in just seven game during first two seasons (three receptions) before emerging as one of the club's top offensive players in '91.

1991 SEASON: Only Bear to catch a pass in every game...Second on club in catches (55) and yards (599)...Set Bears post-season record with nine catches in playoff loss to Dal (12/29). His 104 yards were fourth-highest Chicago playoff output. Six-yard TD catch was the Bears only touchdown against the Cowboys...Season-long 37-yarder was good for game's only TD in opening day victory over Min (9/1)...First career start in Week 3 when Morgan was injured...Game ball for eight-catch, 102-yard effort on Monday Night Football vs. NYJ (9/23). Six catches were in fourth quarter or OT...Scored game-winning TD in final minute at NO (10/27) on 12-yard pass from Harbaugh...Returned two punts, 17- and six-yard return, three fair catches in game vs Det (11/3) when Bailey was injured...Two five-yard punt returns and three catches vs. Mia (11/24)...Eight catches for 85 yards on Thanksgiving Day at Det (11/28)...Five catches for 49 yards and 11-yard TD from Willis in season finale...Waived in final cutdown (8/27), but rejoined club the following day as Morris, Gayle, and Gardocki went on IR. **Games played-started:** 16-13

PREVIOUS SEASONS: 1990 — Released in final cutdown (9/3), but reclaimed the following day when Kozlowski and Jones were placed on IR...Inactive for 10 games...Caught 23-yard pass at Raid (9/30) and nine-yarder at Wash (12/9)...Recovered TB's on-side kick attempt (12/23)...Inactive for both playoff games. 1989 — Caught first pro pass in season finale at SF (12/24) for eight yards...Opened season on developmental squad...Activated through a "free move" in Week 2 vs. Vikes (9/17), but did not play...Returned to developmental squad through waivers (9/22)...Re-activated through procedural waivers (12/8) and saw action vs. Det (12/10) returning a punt for two yards...Caught 59-yarder against Raiders in pre-season finale.

COLLEGIATE, PERSONAL: Caught passes in 26 straight games at Boston College...Holds Eagles' career reception mark (139)...His 70 catches in '88 broke single season mark previously held by Browns' Brian Brennan...13 receptions vs. TCU also established a school mark...Led receivers with 902 yards and five touchdowns...Honorable mention all-American by UPI and AP...First-team all-East by both wire services...Captained baseball team and was all-state receiver at Cincinnati's Moeller High...Degree in finance...Given name Gregory Thomas Waddle...Wife (Cara) is daughter of Gino Cappaletti, former wide receiver/kicker for the Patriots...Resides in Buffalo Grove.

MR. NATIONAL

Tom Waddle finished second in the regular season with 55 catches for 599 yards. His biggest moments, however, came when the Bears were on national television: Thanksgiving, three Monday night contests, a Saturday game, and the First Round playoff.

	Catches	Yards	TDs
National games (6 games)	38	420	3
Other games (11 games)	26	283	1

Waddle's Pro Stats

	Receiving					Punt Returns					G-GS
	No	Yds	Avg	Lg	TD	No	Yds	Avg	Lg	TD	
1989	1	8	8.0	8	0	1	2	2.0	2	0	3-0
1990	2	32	16.0	23	0	0	0	0.0	0	0	4-0
1991	55	599	10.9	37	3	5	31	6.2	11	0	16-13
Career	58	639	11.0	37	0	6	33	5.5	11	0	23-13
Playoffs											
1990	Inactive										
1991	9	104	11.6	19	1	0	0	0.0	0	0	1-1
Career	9	104	11.6	19	1	0	0	0.0	0	0	1-1

Waddle's Single Game Highs

Receptions: 9 vs. Dal (12/29/91)*; 8 vs. NYJ (9/29/91)**; at Det (11/28/91)

Yards: 104 vs. Dal (12/29/91)*; 102 vs. NYJ (9/23/91)**

Long: 37 vs. Min (9/1/91)

*Playoff game; **Overtime game

1991

DATE		W/L	OPPONENT	REC	YDS	LG	TD
9/1		W	Minnesota	2	48	37	1
9/8		W	@ Tampa Bay	2	27	18	0
9/15		W	NY Giants	3	25	14	0
9/23		W	NY Jets	8	102	31	0
9/29		L	@ Buffalo	2	17	9	0
10/6		L	Washington	2	15	9	0
10/17		W	@ Green Bay	3	41	25	0
10/27		W	@ New Orleans	2	17	12	1
11/3		W	Detroit	3	35	14	0
11/11		W	@ Minnesota	5	35	9	0
11/17		W	@ Indianapolis	2	21	13	0
11/24		L	Miami	3	25	9	0
11/28		L	@ Detroit	8	85	18	0
12/8		W	Green Bay	2	12	8	0
12/14		W	Tampa Bay	3	45	15	0
12/23		L	@ San Francisco	5	49	13	1
PLAYOFFS							
12/29		L	Dallas	9	104	19	1

WADDLE'S JOURNAL

Date

May 16, 1989
Sept. 4, 1989
Sept. 5, 1989
Sept. 17, 1989
Sept. 22, 1989
Sept. 25, 1989
Dec. 8, 1989
Feb. 1, 1990
Sept. 3, 1990
Sept. 4, 1990
Feb. 1, 1991
Aug. 26, 1991
Aug. 27, 1991
Feb. 1, 1992

Transaction

Signed as undrafted free agent
Released in final cutdown to 47 players
Signed to developmental squad
Moved to active roster with "free move" — does not play in game vs. Min (Sept. 17)
Waived from team
Re-signed to developmental squad
Activated through procedural waivers
Left unprotected for Plan B period
Released in final cutdown to 47 players
Signed to active roster when Kozlowski goes on IR
Left unprotected for Plan B period
Released in final cutdown to 47 players
Signed to active roster when Kozlowski, Morris, and Gardocki go on IR
Protected for Plan B period

WILLIAMS / WILLIS



71

Defensive Tackle
Second Year
Cheyney State (PA)
6'7", 305 lbs.
Mar. 29, 1968
FA-91

james WILLIAMS

PRO CAREER: One of two undrafted free agents (John Hardy) to make club in 1991...Used sparingly on special teams and at reserve defensive tackle.

1991 SEASON: Used as sub to spell McMichael and Perry...Inactive in first and fourth weeks...Blocked field goal at Buffalo...Responsible for the "push" on Perry's game-saving field goal block vs. NYG (9/15)...Saw most playing time while rotating with Ryan when Armstrong was injured (Weeks 4-9)...Recorded three solo tackles in Week 5 at Buf (9/29)...Three tackles vs Wash (10/6) and two tackles, including first pro sack at GB (10/17)...Career-high four stops, three solo, at NO (10/27). **Games played-started:** 14-0

COLLEGIATE, PERSONAL: Four-year all-Penn State Athletic Conference...Team went 0-11 in '90...Finished with 342 tackles, 235 solo, and 37.5 sacks...Had 92 stops and seven tackles-for-loss as senior...Also, nine passes defended, four forced fumbles, and two recovered fumbles...First-team Black College all-American with season-high 103 stops, 69 solos, and 15 sacks as junior...11 sacks in 1988 along with 76 tackles...PSAC Rookie of the Year as freshman in '87...Graduated from Allerdice High (PA)...Given name James Otis Wilson...Single...Resides in Buffalo Grove.

Williams' Pro Stats

	Int-Yds	Tkls-Solo	Fum Rec	Force Fum	Pass Def	Sack-Yds	G-GS
1991	0-0	17-8	0	0	0	1-4	14-0
Career	0-0	17-8	0	0	0	1-4	14-0
Playoffs							
1991	0-0	3-1	0	0	0	0-0	1-0
Career	0-0	3-1	0	0	0	0-0	1-0

Williams' Single Game Highs

Tackles: 4 at NO (10/27/91)

Solos: 3 at Buf (9/29/91); at NO (10/27/91)



10

Quarterback
Third Year
Florida State
6'2", 200 lbs.
Jan. 4, 1967
D3-90

peter tom WILLIS

PRO CAREER: Enters camp as back-up to Jim Harbaugh...Served as Bears' third quarterback in rookie season behind Harbaugh and Tomczak.

1991 SEASON: Played in four games...Completed five of seven for 66 yards while leading Bears to final score in 35-20 loss at Buf (9/29)...Handed off four times while wrapping up Bears win vs. Det (11/3)...Entered game for six plays vs. TB (12/14) handing of four times, getting sacked once for nine yards, and falling on the ball for a two-yard loss to end the game...Hit six of 11 for 105 yards, 1 interception, and an 11-yard TD pass to Waddle in season finale at SF (12/23)...Completed 38 of 75 for 414 yards and one TD (no interceptions) in pre-season. **Games played-started:** 4-0

PREVIOUS SEASONS: 1990 — Threw first pass in Week 13 at Det (12/16) when he entered game for final 2:32. Marched team 76 yards on 10 plays while completing seven of eight for 84 yards, including eight-yard TD to Davis on game's final play. Only incompleteness was intentional to stop clock...Played final 11:49 following week vs. TB connecting on two of five for 22 yards and one interception...Did not play in season finale vs. KC (12/29) or either playoff game...Inactive for five of first six games (except Rams)...First pro action came in final minute at TB (11/4) where he handed off three times...Active, but did not play, for five straight games from 11/11 to 12/9.

COLLEGIATE, PERSONAL: Emerged as starter as fifth-year senior and was standout on Seminole offense...Ranks third on Seminoles' all-time passing list with 4,291 yards and fifth with 33 touchdown passes...*Football News*, *Sporting News*, and AP honorable mention all-American as senior...Ranked seventh with 150.7 passing efficiency...His 211 completions (346 att.) broke former Bear Gary Huff's (1972) Seminole record of 206...Passed for over 300 yards six times in '89...Holds collegiate record for most touchdowns thrown in a quarter with five vs. Memphis St...Saw action in seven games as junior, completing 48 of 85 passes for 637 yards...First career start resulted in 17 of 20 performance for 271 yards and four TDs against South Carolina; 85% completion percentage broke Huff's single game mark of 84% set in 1971...Played in four games of sophomore campaign, connecting on nine of 10 passes for 67 yards and a TD...Went six of seven for 49 yards and TD in 61-10 romp over Southern Miss...In initial season completed 36 of 59 passes for 463 yards and three TDs in eight appearances...Eight of 11 for 96 yards and one TD in FSU debut...Redshirt in 1985...All-state and all-South choice at Mortimer Jordan (Morris, AL) High...Alabama Player of the Year at 4A level as senior prepster...Avid golfer who plays to a 3 handicap...Active with Special Olympics...Earned degree in communications for business during past off-season...Given name Peter Tom Willis...Married (Kim)...Resides in Libertyville.

Willis' Pro Stats

	Passing								Rushing					G-GS
	Att	Cmp	Yds	Pct	Lg	TD	Int	Rating	No	Yds	Avg	Lg	TD	
1990	13	9	106	69.2	18	1	1	87.3	0	0	0.0	0	0	3-0
1991	18	11	171	61.1	42	1	1	88.0	2	6	3.0	8	0	4-0
Career	31	20	277	64.5	42	2	2	87.7	2	6	3.0	8	0	7-0

Playoffs — No post-season statistics

Willis' Single Game Highs

Attempts: 11 at SF (12/23/91) Completions: 7 at Det (12/16/90)
 Yards Passing: 105 at SF (12/23/91) TDs: 1 at Det (12/16/90); at SF (12/23/91)
 Interceptions: 1 vs. TB (12/23/90); at SF (12/23/91) Long Pass: 42 at SF (12/23/91)

WOJCIECHOWSKI



73

Guard/Tackle
Sixth Year
Michigan State
6'4", 280 lbs.
Jul. 30, 1963
FA-87

john WOJCIECHOWSKI

PRO CAREER: Stepped in at left tackle and started final nine weeks of 1991 after injuries to Covert and Thomas...Versatile player who can play every position on offensive line except center...26 career starts in 64 games played.

1991 SEASON: Started at left tackle for injured Thomas in Week 7 at NO (10/27)...Started remainder of season, earning game ball for club's 178-yard rushing performance on Monday night at Min (11/11)...Game ball for play vs GB (12/8). **Games played-started:** 16-9

PREVIOUS SEASONS: **1990** — Started regular season finale vs. KC (12/29) as Covert was sidelined with hip injury...Valuable back-up who saw action at both tackle and guard...Game ball vs. Min (9/23) as offensive line blocked for 215 rushing yards...Did not play in three games: vs. Sea (9/9), vs. GB (10/7) and vs. Atl (11/11)...Limited to special teams action in playoffs...Off-season arthroscopy on left knee by Dr. John Brna. **1989** — Saw action in 13 of 16 games including one start...Injured back during second half at Min (12/3)...Returned to start following week vs. Det (12/10). **1988** — Started 11 games; nine at left tackle for Covert and two at right tackle for Van Home...Named Frito-Lay Unsung Hero of Year by Bears' broadcasters...Played second half of season with right knee injury...Off-season arthroscopy (1/20/89). **1987** — Club's best offensive lineman during non-union games...Released by team in final cutdown (9/7) and returned to team (9/23)...Became valuable when Covert suffered shoulder problems late in season...Started final game at LA Raiders (12/27) at left tackle, replacing Blair. **1986** — Joined Buffalo Bills as free agent in 1986, but released prior to season.

COLLEGIATE, PERSONAL: Four-year letterman, first-team all-Big Ten as senior at Michigan St...Honorable mention all-league as junior...Played defensive line as freshman and sophomore...All-state DT at Warren (MI) Fitzgerald High...State heavyweight wrestling champion...Working as school teacher when Bears re-signed him during strike...Avid hunter and fisherman...Involved in charity work with local VA hospitals...Education degree...Nickname: Wojo...Given name John Stanley Wojciechowski...Married (Sheri)...Resides in Mundelein.

Wojciechowski's Pro Stats

Games-Starts: 64-26 — 1987 (6-4); 1988 (16-11); 1989 (13-1); 1990 (13-1); 1991 (16-9)

Playoffs: 6-1 — 1987 (1-0); 1988 (2-0); 1990 (2-0); 1991 (1-1)



21

Cornerback
Fourth Year
Clemson
5'9", 194 lbs.
Jan. 6, 1966
D1-89

donnell WOOLFORD

PRO CAREER: Bears' top corner who is given the task of covering opponent's top receiver; Packers' Sterling Sharpe, Buccaneers' Mark Carrier, Redskins' Gary Clark, Falcons' Andre Rison, and Vikings' Anthony Carter...Has missed eight games due to six different injuries in first three seasons.

1991 SEASON: Started 15 games, most in career...Second with 19 passes defended...Seven tackles, five solo, and 16-yard interception in season opener vs Min (9/1)...Pulled right hamstring following week and was inactive vs NYG (9/15)...Returned vs. NYJ to record two passes defended and career-highs in tackles (13) and solo stops (nine) in game ball performance...Returned fumble 28 yards at Buf (9/29)...Game ball at NO (10/27) for eight tackles and pass defended...Second interception vs. Det (11/3)...Fourth game ball at Ind (11/17) with nine tackles, eight solo, and 11-yard sack...Five stops in season finale at SF (12/23), and six tackles in playoff game vs. Dal (12/29). **Games played-started:** 15-15

PREVIOUS SEASONS: **1990** — Game ball for eight tackles, three solo, two passes defended, and one interception vs. Rams (10/14)...Sprained ankle, pulled groin, and twisted knee when Perry fell on him while making tackle in second quarter at Phx (10/28). Inactive for next three games...Returned to starting role at Min (11/25) and recorded three tackles before leaving game in second quarter with re-sprained right ankle...Seven tackles the following two weeks (vs. Det and at Wash) including three passes defended and second interception against Redskins...Had interception, sack, pass defended, and five tackles vs. TB (12/23). **1989** — Led club with 19 passes defended...Hampered all season with injuries...Separated shoulder making diving interception vs. Vikes (9/17) in Week 2 and inactive for following three weeks...Returned vs. Hou (10/15) to make four tackles and second interception...Three tackles, three passes defended, and third interception while covering Rams' Ellard (10/29)...Held Packers' Sharpe to two catches; made three tackles, and defended three passes at GB (11/5)...Minor car accident (11/6) resulted in staph infection of left eye causing him to miss game at Pit (11/12)...Returned vs. TB (11/19) making eight tackles and knocking down a season-high five passes...Season-high in tackles (nine) and solos (seven) at Wash (11/26)...Broke hand in Week 15 and unable to play in season finale vs. SF (12/24).

COLLEGIATE, PERSONAL: First-team all-American selection by *Sporting News*, Kodak, and UPI...Finalist for the Jim Thorpe award, given to the nation's premier defensive back...Led ACC with 15 pass deflections and was never scored upon as senior...Tallied 61 tackles (40 solo), caused three fumbles and had one interception...One of the premier punt returners in the nation (29 for 192 yards as senior; 78-754 career)...First cornerback in Tiger history selected as first-team all-American squad (Kodak, Football Coaches Association)...AP first-team all-ACC as junior...Tied school record for pass deflections with 15...Picked-off career-high five passes...Became first player at Clemson since 1970 to return punt for a TD...78-yard TD return vs. Georgia Tech was best in conference...Five returns for 126 yards in same game was second best single game effort in Tiger history...15.0 yard average was third in the nation...Second in ACC behind teammate Delton Hall (Steelers) with 12 passes defended as sophomore...Compiled 21 tackles (12 solos), two pass deflections and one interception as freshman...Had Tigers' longest int. return of year (34 yards)...All-conference selection at Douglas Byrd

WRIGHT

High (NC) for three years in football, basketball, and track...Industrial education major...Given name Donnell Woolford...Married (Carla)...Daughter (Cara), son (Johnathan)...Resides in Buffalo Grove.

Woolford's Pro Stats

	Interceptions				Tks-Solo	Force	Fum	Fum Rec	Pass Def	Sack-Yds	G-GS
	No Yds	Lg	TD								
1989	3	0	0	0	56-36	0	0	0	19	0-0	11-11
1990	3	18	9	0	70-38	0	0	0	13	2-13	13-13
1991	2	21	16	0	77-52	0	1	19	1-11	15-15	15-15
Career	8	39	16	0	203-116	0	1	51	3-24	39-39	

Also: 1 punt return for 12 yards in 1989; 28-yard fumble return in 1991.

Playoffs

1990	0	0	0	0	6-3	0	0	2	0-0	2-2
1991	0	0	0	0	6-3	0	0	0	0-0	1-1
Career	0	0	0	0	12-6	0	0	2	0-0	3-3


Woolford's Single Game Highs

Tackles: 13 vs. NYJ (9/23/91)*

Solos: 9 vs. NYJ (9/23/91)*

Passes Defended: 5 vs. TB (11/19/89)

*Overtime



83

Wide Receiver
First Year
Stephen F. Austin (TX)
6'0", 196 lbs.
Aug. 4, 1969
FA-91

eric WRIGHT

PRO CAREER: Only NFL game action was in playoff game vs. Dallas.

1991 SEASON: Waived in final cutdown (8/26) and rejoined practice team following day...Spent entire regular season on practice squad...Activated (12/28) prior to playoff game after injury to Morgan...Played, but did not make a catch, in playoff game vs. Dallas (12/29). **Games played-started:** 0-0

COLLEGIATE, PERSONAL: Winner of 1991 Ralph Todd award as school's best male athlete...Third in SFA history with 21 career TDs, fourth with 1,097 receiving yards, and sixth with 108 catches...One reception in 32 consecutive games...Three 100-yard games as senior including 8-123 and three TDs vs. Louisiana Tech...Finished with 34 for 742 yards and 10 TDs in 1989...Five catches for 150 yards and two TDs including a 76-yarder vs. Sam Houston State in '89...Second on club with 27 receptions for 452 yards as sophomore...Prepped at Pittsburgh High in Texas...Given name Eric LaMon Wright...Single...Resides in Deerfield.



97

chris ZORICH

Defensive Tackle
Second Year
Notre Dame
6'1", 280 lbs.
Mar. 13, 1969
D2-91

PRO CAREER: Special teams player and back-up defensive tackle as rookie...Expected to compete for more playing in '92.

1991 SEASON: Played in 12 games, mostly on special teams...Two tackles at TB (9/8), four vs. Wash (10/6), and two in season finale at SF (12/23)...Winner of Piccolo Award, honor voted upon by Bear veterans and given to rookie who best exemplifies the courage, loyalty, teamwork, dedication, and sense of humor of the late Brian Piccolo. **Games played-started:** 12-0

COLLEGIATE, PERSONAL: Lombardi Award winner for nation's best interior lineman as senior...First-team all-American by Kodak, Football Writers Association of America, UPI, *Football News*, *The Sporting News*, and AP...Missed just one game (Navy) with dislocated right knee cap...Played four games with injury, but still finished fourth with 57 stops including 15 tackles-for-loss...Made 11 tackles and one sack in 20-19 victory over Michigan State...Named College Lineman of the Year by Washington DC Touchdown Club after season...Lombardi Award finalist along with Bears' Tim Ryan and Giants' Kanavis McGhee (Chiefs' Percy Snow won)...First-team all-American by *The Sporting News*, AP, UPI, *Football News*, and Gannett News Service...Season-high 13 stops vs. Michigan State...12 tackles against Miami and USC...Started first 10 games at nose guard as sophomore...Injured knee against Penn State and did not start following week at USC, but enter game on second series and played most of game...Recorded 10 tackles and 1.5 sacks in first collegiate game (vs. Michigan)...Recovered key fumble on ND two-yard line vs. Pitt...Eight tackles and two recovered fumbles in 31-30 win over Miami...Moved from linebacker to noseguard while performing on scout team during freshman season...Announced lifelong desire to play for Bears prior to draft. "I would be honored for a chance to play for them. It would be a dream come true..."...Tragically found his mother dead upon returning home from Orange Bowl loss to Colorado on Jan. 2, 1991...Patterned his life after idol Mike Singletary...All-American honorable mention by *USA Today* following senior year at Chicago Vocational High School, alma mater of Dick Butkus...Four year letterman at both linebacker and offensive guard...Consensus all-state; all-area selection by *Tribune* and *Sun-Times*...Captained football and power lifting teams...Degree in American studies...Given name Chris Robert Zorich...Engaged to Jessica Fiebelkorn, a volleyball player at Notre Dame...Resides in Buffalo Grove.

Zorich's Pro Stats

	Int-Yds	Tkls-Solo	Fum Rec	Force Fum	Pass Def	Sack-Yds	G-GS
1991	0-0	10-3	0	0	0	0-0	12-0
Career	0-0	10-3	0	0	0	0-0	12-0
Playoffs							
1991	0-0	0-0	0	0	0	0-0	1-0
Career	0-0	0-0	0	0	0	0-0	1-0

Zorich's Single Game Highs

Tackles: 4 vs. Wash (10/6/91); at SF (12/23/91) Solos: 2 at SF (12/23/91)

1992 DRAFT CHOICES



90

Defensive End
First Round, '92
Ohio State
6'4", 280 lbs.
Sept. 27, 1971

alonzo SPELLMAN

COLLEGE CAREER — Three-year starter who was one of draft's most impressive physical specimens with a 4.9 40-yard dash, 31.5 vertical jump, size 18 shoes, 37-inch arms, and just 5.6% body fat...Regarded as standout pass rusher and aggressive tackler...Says Bears VP Personnel Bill Tobin: "He has a lot of growth potential. We didn't draft him to be a starter immediately; we drafted him for long-term purposes. We expect Alonzo to be a contributor early in his career and a very fine defensive end after he learns the NFL game. He reminds me of Chris Doleman (Vikings) when he came out of Pittsburgh."...Coach Mike Ditka described Spellman as "a very strong, aggressive young man. His football is just going to get better all the time."

JUNIOR — First-team all-Big Ten by AP; second-team UPI...Buckeyes' Most Valuable Player...Started nine games, missing two due to academic problems...Three sacks and nine tackles-for-losses...Also knocked down three passes and forced a fumble...Season-high eight tackles vs. Arizona and Indiana...**SOPHOMORE** — First-team all-Big Ten...Rated second best defensive end by *Sporting News*...Career-best 52 tackles, including two sacks and nine tackles-for-loss...Best outing was eight tackles, sack, two tackles-for-loss and pass deflection in win over Minnesota...**FRESHMAN** — One of top freshman in country, earning all-Big Ten honorable mention...Emerges as starter at outside linebacker prior to Big Ten season and tied for team lead with four sacks...Led squad with 10 tackles-for-loss...Had 11 stops, sack, and two tackles-for-loss in 35-31 win over Indiana...Moved to defensive end in spring practice prior to sophomore season.

PERSONAL — *USA Today* first-team all-America and New Jersey Player of Year as senior at Rancocas Valley (NJ) High, same school as Franco Harris...Registered 104 tackles and 14 sacks as senior...Led team to state title as junior...Led school's basketball team to 24-3 record as senior averaging 17 points and 22 rebounds...Business major.

Spellman's College Stats

	Int/Yds	Tkls/Solo	FF	FR	PD	Sks	Tkl-Yds
1989 Buckeyes	0-0	45-26	2	0	2	4	10-45
1990 Buckeyes	0-0	52-28	0	0	4	2	9-34
1991 Buckeyes	0-0	47-25	1	0	3	3	9-45
Totals	0-0	144-79	3	0	9	9	28-124

1992 DRAFT CHOICES



70

Tackle
Second Round, '92
California
6'7", 282 lbs.
Jun. 26, 1969

troy AUZENNE

COLLEGE CAREER — Four year starter who is an excellent pass protector because of quickness and agility...Runs 5.12 in the 40-yard dash...Says Bears Personnel boss Bill Tobin: "He does a good job riding the rusher past the quarterback. He is not a hog, he is a thoroughbred."

SENIOR — First-team all-American selection by Kodak...Consensus all-Pac 10...Anchored offensive line which averaged 214.6 yards rushing...Provided key block in Russell White's 72-yard TD run vs. Southern California as Bears compiled 389 yards on the ground...**JUNIOR** — Second-team all-Pac 10...Started every game at left tackle, participating in 835 of team's 843 offensive plays (99.1%)...**SOPHOMORE** — Started nine games at left tackle...Suffered chipped bone in ankle against UCLA, and had to miss USC and San Jose State contests...**FRESHMAN** — Started final eight games at left tackle...Earned Bob Tessier Award, presented to club's most improved lineman...Redshirted in 1987.

PERSONAL — First-team all-Angelus League and all-San Gabriel Valley choice at Bishop Amat (Baldwin Park, CA) High...Part of state champion team in high school which compiled 11-1 record in 1986...Lettered once in track...Liberal Arts major.

1992 BEARS DRAFT

Rd	Pick	Draftee	Pos	Ht	Wt	Born	School
1	22	Alonzo Spellman	DE	6-4	280	9-27-71	Ohio State
2	49	Troy Auzenne	T	6-7	282	6-26-69	California
3	80	Jeremy Lincoln	DB	5-10	180	4-7-69	Tennessee
4	107	Will Furrer	QB	6-3	208	2-5-68	Virginia Tech
5	134	Todd Harrison	TE	6-4	260	3-20-69	North Carolina St.
6	161	Mark Berry	DB	5-11	180	12-29-68	Texas
7	192	John Brown III	WR	6-1	199	7-7-68	Houston
8		<i>(Traded to NY Jets on Aug. 18, 1991 for Ron Mattes)</i>					
9	246	Mirko Jurkovic	G	6-3	283	5-19-70	Notre Dame
10	273	Nikki Fisher	FB	5-10	227	12-26-69	Virginia
11	304	Louis Age	T	6-7	350	2-1-70	SW Louisiana
12	331	Chris Wilson	LB	6-0	227	1-8-69	Oklahoma

1992 DRAFT CHOICES



39

Defensive Back
Third Round, '92
Tennessee
5'10", 180 lbs.
Apr. 7, 1969

Jeremy LINCOLN

COLLEGE CAREER — Aggressive defender considered one of the top bump and run corners...Ran 4.45 40-yard dash...Active special teamer...Also a candidate to return kicks.

SENIOR — Voted First-team all-conference by SEC coaches...Started every game at corner and led team with nine pass deflections...Season-high eight tackles vs Alabama...Interception and recovery of blocked punt in the end zone for a TD in 36-25 victory over Mississippi...**JUNIOR** — Started all season at right corner and finished second in secondary with 54 stops (42 solo)...Recovered four fumbles and forced two...Season-best 10 stops and fumble recovery in victory over Kentucky... Redshirted in 1989 to recover from shoulder injury suffered late in sophomore season...**SOPHOMORE** — Played in teams first eight contests before shoulder injury forced him to miss remainder of campaign...**FRESHMAN** — Only true freshman to see extensive playing time.

PERSONAL — All-city, all-district, and second-team all-state selection at DeVilbiss High in Toledo, Ohio...Saw action at safety and quarterback during prep career...Standout track athlete who won National TAC Juniors 400-meter dash as sophomore...Holds the school record in long jump...Runs 4.45 in 40 and has vertical leap of 36 inches...General business major...Given name is Jeremy Arlo Lincoln.

Lincoln's College Stats

	Int-yds	Tks-Solo	FF	FR	PD	Sacks-Yds
1987 Volunteers	0-0	7-4	0	0	1	0-0
1988 Volunteers	0-0	24-16	0	2	0	0-0
1989 Volunteers		Redshirt — shoulder				
1990 Volunteers	1-0	54-42	2	4	7	0-0
1991 Volunteers	2-13	36-22	0	1	9	0-0
Totals	3-13	121-84	2	7	17	0-0

THROWN INTO THE FIRE

The following Bears started as rookies on Opening Day:

- 1982 — None —
- 1983 T Jim Covert (D1); WR Willie Gault (D1); CB Mike Richardson (D2)
- 1984 — None —
- 1985 — None —
- 1986 — None —
- 1987 WR Ron Morris (D2)
- 1988 — None —
- 1989 DE Trace Armstrong (D1); CB Donnell Woolford (D1)
- 1990 S Mark Carrier (D1)
- 1991 T Stan Thomas (D1); WR Anthony Morgan (D5)



2

Quarterback
Fourth Round, '92
Virginia Tech
6'3", 208 lbs.
Feb. 5, 1968

will FURRER

COLLEGE CAREER — Left handed passer who holds school records with 494 completions, 920 attempts, and 53 TDs, eclipsing Don Strock's (1970-72) marks...Finished 94 yards behind Strock in passing yards...Says Bill Tobin: "He can move and he's a thrower. He'll come in here and compete; he's big, strong, smart, and plays with tremendous courage."

SENIOR — One of seven finalists for the Johnny Unitas Golden Arm Award, given to the top senior passer in country...Completed 57.6% of passes for 1,820 yards and 15 TDs despite missing two games due to right knee injury...Completed 27 of 50 passes for 268 vs. Oklahoma; 21 of 39 for 317 yards vs. Florida State...**JUNIOR** — Third best passing season in Hokie history with 173 of 296 for 2,122 yards...19 TDs broke Strock's single season mark...58.4% also set school mark...Three passing TDs vs. Florida State, South Carolina, and Virginia...Led team to victories over three bowl-bound teams to end regular season...**SOPHOMORE** — Tore ligament in right knee in fourth game and was lost for season...Opened year with 211-yard, three TD performance in win over Akron...Sat out spring drills following season while continuing his rehabilitation...**FRESHMAN** — Started 10 games, completing 45.9% of passes for 1,384 yards and six TDs...Threw for 116 yards on 17 of 36 attempts in first game vs. Clemson...Ran for 41 yards on seven carries while throwing two TDs in win over Cincinnati...Season-high 292 yards on 17 of 40 passing and one TD vs. Virginia...Redshirted in 1987...Missed following spring practice with separated left shoulder.

PERSONAL — Attended Fork Union Military Academy in Virginia (same school as Don Majkowski, and Mike Quick) in 1986 after graduating from Pullman High (WA)...Played behind Timm Rosenbach (Cardinals) at Pullman...Lettered twice at Pullman and led league in total offense...All-league MVP in basketball...Part-time QB at Fork Union with best outings vs. VMI and Virginia Tech junior varsity teams...Father was Washington State University's team physician.

Furrer's College Stats

	Att	Cmp	Pct	Yds	TD	Int	Lg	Rush	Yds	TD	Lg
1988 Hokies	279	128	45.9	1384	6	16	55	58	(-87)	0	21
1989 Hokies	88	45	51.1	589	3	3	53	13	1	0	7
1990 Hokies	296	173	58.4	2122	19	11	78	33	(-76)	1	22
1991 Hokies	257	148	57.6	1820	15	16	70	23	29	0	20
Totals	920	494	53.7	5915	43	44	78	127	(-135)	1	22

1992 DRAFT CHOICES



86

Tight End
Fifth Round, '92
North Carolina St.
6'4" ; 260 lbs.
Mar. 20, 1969

todd HARRISON

COLLEGE CAREER — Emerged as starter during sophomore year...Known for blocking ability and strength...Says Bears VP Personnel Bill Tobin: "He can catch the ball over the middle or in a crowd, and he's a very fine blocker."

SENIOR — All-ACC honorable mention...Had 15 receptions for 205 yards (13.7 avg.)...Best game was vs. South Carolina: two catches for 58 yards including 47-yard touchdown...Caught a pass in each of the Duke, Clemson and Georgia Tech games...**JUNIOR** — Started 10 regular season games, catching 13 passes for 179 yards (13.8 avg.)...Career-high four receptions for 56 yards in win over Wake Forest...**SOPHOMORE** — Started every game, catching 17 passes for 162 yards...Scored first collegiate touchdown vs. Kent State, a six-yard reception...**FRESHMAN** — Caught four passes for 40 yards as a reserve...Redshirted in 1987.

PERSONAL — All-state selection as senior at Bucholz (Gainesville, FL) High as an outside linebacker...Also played tight end...Tallied 60 tackles and three sacks in final year...Played pitcher and outfielder on baseball team...Economics and business major.

Harrison's College Stats

	Rec	Yds	Avg	TD	Lg
1987 Wolfpack		Redshirt — Freshman			
1988 Wolfpack	4	40	10.0	0	14
1989 Wolfpack	17	162	9.5	1	20
1990 Wolfpack	13	179	13.8	0	32
1991 Wolfpack	15	205	13.7	1	47
Totals	49	586	12.0	2	47

THE SENIOR BOWL

According to an NFL rule, the coaching staff of the team which loses the First Round playoff games travels to Montgomery, Alabama to lead a team at the Senior Bowl. Last January the Bears staff coached the NFC team against Art Shell and his Raiders staff.

The Bears "lost" 13-10 on a cold and rainy mid-January day, but Chicago saw their dividends in April when they drafted four of the game's participants. Though coached by the Raiders, the Bears had an in depth look at **Will Furrer** (fourth round), **Todd Harrison** (fifth), **Mark Berry** (sixth), and **Jeff Ireland** (free agent). The Chicago staff had three players on the current Bears roster: **Jeremy Lincoln** (third round), **Tyrone Ashley** (free agent), and **Arnie Williams** (free agent).



47

Defensive Back
Sixth Round, '92
Texas
5'11", 180 lbs.
Dec. 29, 1968

mark BERRY

COLLEGE CAREER — Good open field tackler and very effective containing the receiver at the line of scrimmage...Four-year starter who impressed Bear coaches at the Senior Bowl...Had 10 career interceptions and 43 passes defended.

SENIOR — Second-team all-Southwest Conference...Started first nine games of season at left corner...Grabbed three interceptions for 13 yards and led team with 16 passes defended...Two interceptions vs. Arkansas...**JUNIOR** — All-SWC second-team by AP and *Dallas Morning News*...Separated shoulder vs. Houston and missed next start...Led team with 11 passes defended...Made key tackle in 28-27 win over Texas A & M, stopping Darren Lewis on two-point conversion attempt...**SOPHOMORE** — Played in every game, starting nine...Recorded 49 tackles (29 solos)...Season-high 10 tackles and forced fumble in 28-24 defeat of Oklahoma...**FRESHMAN** — Started all year at right corner...Deflected 14 passes and grabbed two interceptions...Redshirted first year as freshman.

PERSONAL — Named to *Dallas Morning News* all-area team as wide receiver his senior year at Hillcrest High...Led Dallas School District season with 35 receptions for 580 yards...Saw limited action as defensive back...Has been timed at 4.71 in the 40...Member of the Athletic Director's Honor Roll in the spring of 1990...Social work major.

	Int-yds	Berry's College Stats				Sacks-Yds
		Tks-Solo	FF	FR	PD	
1987 Longhorns		Redshirt — Freshman				
1988 Longhorns	2-13	48-23	1	1	14	0-0
1989 Longhorns	4-30	49-29	1	1	2	0-0
1990 Longhorns	1-0	33-22	1	0	11	0-0
1991 Longhorns	3-13	29-20	1	1	16	0-0
Totals	10-56	159-94	4	3	43	0-0

1992 DRAFT CHOICES



18

Wide Receiver
Seventh Round, '92
Houston
6'2", 195 lbs.
Jul. 7, 1968

john BROWN III

•COLLEGE CAREER — Big, fast receiver who averaged over 22 yards per catch in two seasons as left outside receiver in Houston's run-and-shoot...Transferred from Dodge City (Kansas) JC...Described by Bears scout Jim Parmer "a real burner who is effective at catching the long ball over his head."

SENIOR — Caught 20 passes for 352 yards and four TDs...Seven catches for 73 yards and three TDs in season opening win over Louisiana Tech...Caught four passes for 122 yards and 15-yard TD vs. Illinois...Four-for-95 vs. Baylor and four-for-136 including 40-yard TD vs. Texas Tech...**JUNIOR** — Averaged 25.4 yards with seven of the 17 receptions for TDs...Made first catch in fifth game of season vs. Texas A & M. Turned it into 51-yard gain which set up TD in 36-31 win...Had TD catches of 36, 47, 48 and 42 yards...Six catches for 174 yards and three TDs in 62-45 win over Arizona State...**FRESHMAN / SOPHOMORE** — All-league in football, all-American in track, and letter winner in basketball at Dodge City Community College...Ran 100 meters in 9.89.

PERSONAL — Starred in football, basketball, and track at Dodge City (KS) High School...Management major...Nickname: "JB-3"

Brown's College Stats

	Rec	Yds	Avg	TD	Lg
1990 Cougars	17	431	25.4	7	51
1991 Cougars	24	488	20.3	5	50
Total	41	919	22.4	12	51

THE BRIAN PICCOLO AWARD

Bear veterans vote the Brian Piccolo award to the rookie who best exemplifies the courage, loyalty, teamwork, dedication, and sense of humor of the late Brian Piccolo.

In his senior season at Wake Forest (1964) Piccolo led the nation in scoring (111 points) and rushing (1,044 yards). He signed with the Bears as an undrafted free agent, and in four years he rushed 258 times for 927 yards and four TDs. He also caught 58 passes for 537 yards and one touchdown.

Piccolo died of embryonal cell carcinoma on June 16, 1970. He was 26 years old and left his wife, Joy, three daughters, and legions of friends.

The award is presented to the player at a banquet following the Piccolo golf tournament which helps raise money for cancer research.

1992 DRAFT CHOICES



64

Guard
Ninth Round '92
Notre Dame
6'3", 283 lbs.
May 19, 1970

MIRKO JURKOVIC

COLLEGE CAREER — Started two years at right guard...Converted from defensive to offensive line in '89... Has handled guard and center duties as well as long and short snapping...Played under Tom Moore, same coach to teach Jim Covert at Pittsburgh...Says Bears VP Personnel Bill Tobin: "He is a big, strong guy. We like where he's from; we like where he's played; we like his training. Position, school, ability, and location all measured up with what we needed and felt was the best player for the Bears."

SENIOR — All-American selection by The Walter Camp Foundation & *Football News*...Named team's Lineman of the Year...Started every game on offense which ranked sixth in the nation in rushing...Named NBC/Chevrolet co-Most Valuable Player of the Game vs. Pitt, making a key block on eight-yard rushing TD by quarterback Rick Mirer...**JUNIOR** — Started every game except the Navy contest because of inflammation of both knees...**SOPHOMORE** — Became team's third guard after playing freshman year at defensive line...Played behind all-American guard Tim Grunhard (Chiefs)...Saw extensive action vs. Air Force...**FRESHMAN** — Played all 12 games as a reserve defensive tackle...Compiled six tackles (three solos)...Hampered late in year by right knee injury.

PERSONAL — All-state and two-time all-area selection at Thornton Fractional (Calumet City, IL) High — same school as former Bears QB Mike Tomczak...Rated the 69th best prep player in the nation by UPI...Lettered on basketball and baseball teams...Brother, John, was two-time all-American at Eastern Illinois and currently plays for Packers...Marketing major at Notre Dame's College of Business Administration.

BRIAN PICCOLO AWARD WINNERS

1970 Glen Holloway (G)	1978 John Skibinski (RB)	1986 Neal Anderson (RB)
1971 Jerry Moore (S)	1979 Dan Hampton (DE)	1987 Ron Morris (WR)
1972 Jim Osborne (DT)	1980 Bob Fisher (TE)	1988 James Thornton (TE)
1973 Wally Chambers (DT)	1981 Mike Singletary (LB)	Mickey Pruitt (LB)
1974 Fred Pagac (TE)	1982 Jim McMahon (QB)	1989 Trace Armstrong (DE)
1975 Roland Harper (RB)	1983 Jim Covert (T)	1990 Mark Carrier (S)
1976 Brian Baschnagel (WR)	1984 Shaun Gayle (DB)	1991 Chris Zorich (DT)
1977 Ted Albrecht (T)	1985 Kevin Butler (K)	

1992 DRAFT CHOICES



44

Fullback
Tenth Round, '92
Virginia
5'10", 227 lbs.
Dec. 26, 1969

nikki FISHER

COLLEGE CAREER — Gained over 2,000 yards and averaged 5.4 yards per carry in career.

SENIOR — Second team all-ACC with 658 yards on 164 carries and one TD...Top senior outing was 138-yard effort on 20 carries against Navy...Closed season with 106 yards on nine carries in 38-0 win over Virginia Tech...**JUNIOR** — Ran for 848 yards (7.0 avg.) while playing as a reserve...Led ACC and established school record with 7.0 yard average...Tied for ACC lead with 10 rushing touchdowns...Scored two TDs while rushing for 164 yards on 14 carries in beating William and Mary, 63-35...**SOPHOMORE** — Shared time at tailback finishing with 234 yards on 51 carries...Returned one kickoff 20 yards...**FRESHMAN** — Played in eight games, starting three...Gained 329 yards on 80 carries with one touchdown...Rushed for 139 yards on 23 attempts against North Carolina to earn ACC Rookie of the Week honors...Gained 108 yards on 24 carries the following week to become the first Cavalier to rush for 100 yards in consecutive games since Barry Word in 1985.

PERSONAL — All-American second-team by *USA Today* out of Martinsville High School...Ran for 2,150 yards and 30 TDs as a senior...Set district records in career yards (5,050) and career TDs (57)...Lettered in track as a sprinter...Sociology major...Given name James Nikki Fisher.

Fisher's College Stats

	Rush	Yds	Avg	Lg	TD	Rec	Yds	Avg	Lg	TD
1988 Cavaliers	80	329	4.1	23	1	0	0	0	0	0
1989 Cavaliers	51	234	4.6	35	0	2	7	3.5	5	0
1990 Cavaliers	121	848	7.0	63	10	2	11	5.5	8	0
1991 Cavaliers	131	658	5.0	64	1	6	56	9.3	31	0
Total	383	2069	5.4	64	12	10	74	7.4	31	0



79

Tackle
11th Round, '92
SW Louisiana
6'7", 350 lbs.
Feb. 1, 1970

louis AGE

1992 DRAFT CHOICES

COLLEGE CAREER — Started 15 games in three seasons for Cajuns...Says Bill Tobin: "He made tremendous improvement from his junior to senior year. We think he has outstanding potential. He has good feet and balance and potential that you can't overlook."

SENIOR — Started all 11 games...Had top grade of offensive linemen against Arkansas and Auburn...**JUNIOR** — Started two games and played in all 11...**SOPHOMORE** — Started two games for offensive unit which tallied school-record 4,264 yards...**FRESHMAN** — Missed entire season due to Proposition 48.

PERSONAL: Standout offensive lineman at St. Augustine High (New Orleans, LA), which ranked 16 nationally by *USA Today* his senior year...Father, Louis, was a two-year letterman for Cajuns in '70-71...Criminal Justice major.



96

Linebacker
12th Round, '92
Oklahoma
6'1", 227 lbs.
Jan. 8, 1969

chris WILSON

COLLEGE CAREER — Aggressive inside backer during college who is projected as outside linebacker with Bears...Two year captain...Pre-season nominee for 1991 Butkus Award.

SENIOR — Posted six 10-plus tackle games...Top outing was 14 tackles vs. Oklahoma State including goalline stop on fourth down sweep...Big Eight Defensive Player of the Week nomination for 12 tackles (seven solo) vs. Kansas...**JUNIOR** — Third-team all-American by *Football News*...Tabbed by *Sporting News* as third best linebacker in the country...**SOPHOMORE** — Enjoyed his best season statistically finishing with 104 tackles, three for lost yards, and two of QB sacks...**FRESHMAN** — Saw limited playing time posting just 16 tackles...Redshirted in 1987.

PERSONAL — Brother Corey (defensive end/linebacker) joined Chris on Sooner squad.

Wilson's College Stats

	Int-yds	Tackles	FF	FR	PD	Sacks-Yds	TFL-Yds
1987 Sooners		Redshirt — Freshman					
1988 Sooners	NA	16	NA	NA	NA	0-0	0-0
1989 Sooners	NA	104	NA	NA	NA	2-18	3-8
1990 Sooners	NA	86	NA	NA	NA	0-0	0-0
1991 Sooners	NA	97	0	1	5	1-3	0-0
Totals		303				3-21	3-8

1992 ROOKIE FREE AGENTS

38 TYRONE ASHLEY

Running Back

Mississippi

Ht: 6-1

Wt: 198

Born: May 3, 1970

Started all 11 games of senior campaign, running for 503 yards on 82 carries...Played in Senior Bowl and Blue-Gray game...Saw action at running back, wide receiver, and free safety over final two seasons...Finished third in school history with 49 KOR for 1,043 yards (21.3 avg.)...Named MVP of 1990 Gator Bowl for 113 yards on four kickoff returns, 60-yard interception return, and four solo tackles vs. Michigan...Second-team all-American and Dade County Player of the Year as senior at Florida's Hialeah High.

91 KELLY BLACKWELL

Tight End

TCU

Ht: 6-1

Wt: 255

Born: February 13, 1969

Finished career with 181 receptions for 2,154 yards, most ever by a NCAA Division I tight end...Ranks fourth on SWC all-time reception list...Named All-American by *Football News* and *Kodak*; selected to play in East-West Shrine and Hula Bowl...Grabbed 11 catches for 124 yards and two TDs in senior season finale vs. Houston...His 64 catches in each of his final two seasons are TCU season records...Had seven career 100-yard games...Top yardage game was 9-155 vs. Baylor in '91...Personal-best 12 catches vs. Missouri as junior...31-inch vertical leap...Prepped at Texas' Richland High.

12 MARK BOUNDS

Punter

Texas Tech

Ht: 5-10

Wt: 186

Born: June 30, 1969

Led SWC with a 46.8 yard average on 53 punts as a senior, breaking the school mark set by Maury Buford in 1981...Unanimous all-American...Season-best 78-yarder tied for third longest in school's history...Booted 22 kicks over 50 yards and only seven were returned more than 10 yards...Spent first three seasons at Division II West Texas State averaging 41.4 yards...Broke 23 year mark with 46.3 yard average as junior which led all Division II punters...Kicked an 89-yarder in '89...Runs 25-30 miles per week...All-District at Stamford High (Texas) while playing offensive guard, punter, and place kicker.

22 CHARLES BOYCE

Cornerback

Sam Houston State (TX)

Ht: 5-11

Wt: 180

Born: April 27, 1969

Finished fourth with 10 career interceptions for the Bearcats...All-conference honorable mention as a senior while leading the team in passes defended (seven) and interceptions (three)...Second-team all-conference following sophomore and junior campaigns...Intercepted fumbled pitchout in mid-air and returned it for TD as junior...Conference Defensive Player of the Week as freshman for two interceptions, two passes defended, and four solo tackles vs. Northwestern State...Lettered in football and track at DeSoto High in Texas.

94 JIM DETER

Defensive Tackle

Penn State

Ht: 6-2

Wt: 274

Born: February 19, 1969

Missed two mid-season games with knee injury...Returned to help hold Notre Dame's 285-yard rushing offense to just 90 yards... Season-high five stops vs. Boston College...Started final six games as junior, finishing with 38 stops including five tackles-for-loss...Career-high eight stops against Notre Dame...Started eight games in sophomore campaign despite season-long ankle injury...Converted from linebacker to defensive tackle as freshman and played in 10 of 11 games...Worked with scout team as redshirt freshman...Led DuBois High (PA) to conference championship his senior season, lettering as both a linebacker and fullback.

1992 ROOKIE FREE AGENTS

79 MAXIE GRAHAM

Defensive End

Western Illinois

Ht: 6-4

Wt: 277

Born: February 28, 1970

Named MVP on WIU's defense which ranked sixth in NCAA Division I-AA...Posted 78 tackles, five sacks, and five tackles-for-loss to earn AP all-American and first-team all-Gateway honors...Earned starting right end job during spring practice prior to final season...Part-time starter as junior after transferring from Hutchinson Junior College in Kansas...Majored in criminal justice...Attended Miami's Norlund High.

14 JEFF IRELAND

Kicker

Baylor

Ht: 5-9

Wt: 185

Born: March 11, 1970

Closed out career with 64 points (11 of 25 FGs; 31 of 33 PATs)...Converted 58-yarder vs. Rice and a 50-yarder with :51 seconds left to beat SMU, 16-14...Led Baylor with 55 points as junior...Established a school record in sophomore campaign with 16 field goals while recording 75 points, fourth highest total in Baylor history...Converted six of 16 field goals as a freshman...All-District wide receiver and kicker as senior at Abilene Cooper High in Texas...Step-father, E.J. Holub, played was an all-pro corner and linebacker for the KC Chiefs...Grandfather is recently-retired Bear scout Jim Parmer...Worked as Bears ballboy during summers.

15 DARRON JOHNSON

Wide Receiver

Angelo State (TX)

Ht: 6-0

Wt: 188

Born: April 26, 1969

Holds ASU record for most career TD receptions (26), most career 100-yard receiving games (11), most consecutive 100-yard receiving games (three)...Ranks second with 2,711 receiving yards and sixth in scoring with 174 points...First-team Lone Star Conference selection as senior and sophomore; second-team choice as junior...Hauled in 37 passes for 798 yards and eight TDs...Returned opening kickoff for a TD in back-to-back games as senior...Set school records with 11 TDs and 931 yards as sophomore...Grabbed three TDs vs. West Texas State...Prepped at Lanier High in Austin.

68 ERIC JOHNSON

Defensive End

Stephen F. Austin (TX)

Ht: 6-2

Wt: 240

Born: March 11, 1970

Two-year starter at defensive end...Recorded 21 career starts...Led team in sacks with three as senior and six as junior...60 stops, four tackles-for-loss, and two fumble recoveries in 10 games in '91...Sixth with 71 tackles (44 solo) while recording one fumble recovery and two tackles-for-loss as junior...Played in every game as sophomore registering 19 stops...Majored in criminal justice...Attended Texas' Hooks High.

16 WALTER JONES

Wide Receiver

Duke

Ht: 5-10

Wt: 180

Born: July 18, 1970

Fourth in Duke history with 1,968 yards and seventh with 119 receptions...Led team as senior with 518 receiving yards while placing second in scoring (36 points) and catches (31)...Five catches for 159 yards, 68-yard long, and three TDs vs. Rutgers...Played in eight games, starting six, as junior...Led team with five TDs on 19 receptions for 352 yards...Fourth in receiving as sophomore (33 for 520) while starting five games...Only kickoff return was a 62-yard TD...Started nine games as a rookie, finishing with 36 receptions for 578 yards...ACC Rookie of the Week with seven catches for 139 yards and one TD vs. The Citadel...Three time all-conference football and basketball player at Roanoke Rapids (NC)...Track MVP and state champion in 100- and 400-meters...Brother Cedric plays wide receiver for the Houston Oilers.

1992 ROOKIE FREE AGENTS

91 BRENDAN LYNCH

Linebacker

Wisconsin

Ht: 6-1

Wt: 236

Born: November 8, 1968

Played in all 44 games in his four-year career...His 362 career tackles are fifth best in Badger history...Led the team with 78 solo tackles ranked second in total stops with 131 as senior...Named Special Teams MVP vs. Iowa St....Eight double-digit outings as a junior with a career-best 15 tackles against Temple and Michigan State...Led Badgers with 93 stops as a sophomore...Recorded 19 tackles and forced two fumbles in reserve role as a freshman...Redshirted in 1987...Honorable mention all-state fullback at Central High in Hinsdale, IL...Named 1986 Player of the Year in Chicago's west suburbs.

13 MARCUS MICKEL

Wide Receiver

Virginia Tech

Ht: 5-9

Wt: 184

Born: December 15, 1969

Teamed with Bears' 1992 fourth-rounder, QB Will Furrer...Knee injury ended senior season after five games...Returned 15 punts (115 yards) and seven kicks (132 yards)...Led team in receptions (38), punt returns (25), and KOR (40) as a junior...Set career-high for receiving yards (103) and receptions (seven)...Named to Virginia Division I all-state team...Second on team with 26 receptions as sophomore...Had most KOR yards in a game by a Division I-A player in 1989 with 214 yards on six returns vs. Clemson...Worked as QB, RB, and DB while at Denbigh High in Virginia...Also lettered in basketball and track.

64 PEYTON MINTER

Defensive End

Purdue

Ht: 6-5

Wt: 269

Born: September 8, 1969

Honorable mention all-Big Ten as senior...Second on squad with five sacks for 34 yards...Moved from end to outside linebacker as a junior as Purdue switched to a 5-2 defense...Tallied 53 tackles, seven for losses, while starting every game...Recorded career-high eight stops vs. Washington...Played in nine games as a sophomore, compiling seven tackles...Missed '88 season for academic reasons...Prepped at Chicago's King High School where he played defensive line and tight end...Named Chicago Public League's Player of the Year...Averaged 21 points and 16 rebounds in basketball.

74 DAVID NOBBE

Tackle

Univ. of Indianapolis

Ht: 6-6

Wt: 281

Born: February 12, 1970

First lineman to win team Most Valuable Offensive Player since 1979...Second-team all-conference as senior...Started at right tackle...Played three seasons as tackle and one at defensive end (junior year)...Honorable mention all-conference for 71 tackles, three fumble recoveries and three sacks as junior...Bench presses 385-pounds...Lettered in football and basketball at Indiana's Greengarden High.

52 ED O'BRADOVICH

Linebacker

Michigan State

Ht: 6-0

Wt: 247

Born: July 28, 1969

Played defensive line in college, but projected as linebacker in pros...Son of former Bear lineman, Ed O'Bradovich (1962-71)...Played in nine games, starting six and recording 34 tackles, two sacks, five tackles-for-loss, and one fumble recovery...Named Biggie Munn Award for most inspirational player...Appeared in all 12 games as junior...Three tackles vs. Northwestern...Redshirted in 1989...Transferred to MSU after playing two seasons at Hillsdale Junior College...Played football, hockey, and track (shotput) at Chicago's Fremd High.

1992 ROOKIE FREE AGENTS

48 MARLON PRIMOUS

Safety

Illinois

Ht: 6-3

Wt: 224

Born: December 12, 1968

Tri-captain, second-team all-Big Ten, and nominee for Jim Thorpe Award, to top college DB, as senior...Finished with 324 tackles, most in Illinois history by a DB and seventh-highest school history...Honorable mention all-American by UPI as a junior...Recorded 20 tackles against Michigan, most by an Illini DB in 13 years...First-team all-Big Ten as sophomore...Led team with eight passes defended and fourth with 99 tackles as freshman...Redshirted in 1987...Voted all-Los Angeles and all-South Bay in leading Banning High to three league championships.

69 ALEX RANKIN

Guard/Long Snapper

Angelo St. (TX)

Ht: 6-9

Wt: 312

Born: November 24, 1968

Played all four seasons at right guard, starting his final two years...Club had 13-6-1 record with him in starting lineup, and twice finished second in Loan Star Conference...Second-team all-conference as senior...Named all-American in track in '90 with and eighth place shot put at NCAA Division II Track and Field Championships...Prepped at Nixon High in Lored, Texas.

65 JIM SCHWANTZ

Linebacker

Purdue

Ht: 6-2

Wt: 231

Born: January 23, 1970

Voted club MVP and second-team all-Big Ten in leading Boilermakers with 143 stops and 12 tackles-for-loss...Big Ten Defensive Player of the Week for play vs. Northwestern...Returned an interception 66 yards for TD...Limited duty first three games of junior season, but still registered 83 tackles and 11 for losses...Started all 11 games in sophomore campaign, ranking second in conference with 10 sacks and second on team with 85 tackles...Career-best 16 tackles vs. Notre Dame...Had 52 stops as freshman...Voted top defensive player in northwest Chicago by opposing high school coaches following his senior season at Fremd...Batted .501 as sophomore and started on basketball which won school-record 28 games.

43 TRAVIS TALTON

Running Back

UW-Whitewater

Ht: 5-10

Wt: 180

Born: May 1, 1968

Holds school record for most career rushing yards (3,780) and most career 100-yard rushing games (19)...Three 200-yard rushing games...Career KOR average of 18.5 yards on 43 returns...Saw limited action in first three games as senior, finishing with 639 yards on 159 carries and six TDs...Rushed career-high 33 times for 123 yards against St. Ambrose...Redshirted in 1990...Rushed for 274 yards and two TDs on 15 carries vs. UW-Superior as junior in 1989...Finished season with 1,072 yards and six TDs on 168 carries...Conference Player of the Week as sophomore for 272 yards and three TDs on 29 carries vs. Eau Claire...Special Teams Player of the Week twice during his freshman campaign...Prepped at Beloit Turner (Wisconsin).

45 ROBERT TAYLOR

Fullback

Mississippi College

Ht: 6-3

Wt: 279

Born: February 19, 1969

Finished senior season ranked second on team in receiving (22-168) and rushing (80-369)...Scored two TDs in playoff win over Wofford College...Third on team with 670 yards total offense as junior...Rushed for three TDs against Delta State...Averaged 4.3 yards rushing and gained 367 receiving yards on 43 catches as sophomore as MC won NCAA Division II Championship...Tallied 298 yards on 56 carries with five TDs and career-long 63-yarder as freshman...Attended Long Beach High in California.

1992 ROOKIE FREE AGENTS

19 GENE THOMAS

Wide Receiver

Maryland

Ht: 5-10

Wt: 167

Born: August 18, 1970

Grabbed 21 passes for 209 yards and one TD as senior...Two receptions for 71 yards and one TD vs. Clemson as a junior...51-yard TD was his first catch at Maryland and club's longest play of the season...Hit .297 as starting centerfielder for Terps varsity baseball team — turned down offer from SF Giants to stay in school...Spent first two years at Montgomery College totalling 58 catches for 1,036 yards...Conference Player of the Year in '89...Prepped at Rockville High...Engaged to Patti Green, daughter of Vikings' head coach Dennis Green.

27 JOHN WILEY

Safety

Auburn

First Year

Ht: 6-0

Wt: 190

Born: August 6, 1969

Tried out with Bears in 1991 training camp; released in cutdown to 60...First-team all-SEC by UPI...Led Auburn defensive backs with 104 stops and 10 passes defended...Six 10-plus tackle games...Season-high 13 tackles vs. Florida State and Alabama...SEC Defensive Player of the Week as junior with six tackles, two interceptions, and five passes defended vs. Georgia...Started two games at left corner and nine on right side as sophomore...Nickel back as freshman...Six interceptions and three punt returns for TDs as junior at Opelika High in Alabama.

69 ARNIE WILLIAMS

Linebacker

S. Mississippi

Ht: 6-1

Wt: 226

Born: August 4, 1970

Played in every game as senior, finishing second with 121 tackles (leader had 122)...Second-team all-conference and participated in Senior Bowl...Led team with 135 tackles as junior, including 20 against Auburn...Recorded double-digit tackles in all but one contest...Lettered as reserve linebacker during sophomore campaign...One of just six true freshman to play in 1988, participating as a reserve in eight games and grabbing an interception against Florida State...Linebacker and flanker at Baldwin County in Bay Minette, Alabama where he recorded 22 tackles in a game...Held 4.0 GPA and received an appointment to the Air Force Academy.

TEAMMATES

The following players spent one or more years together at college:

Angelo State

Baylor

Clemson

Florida

Iowa

Michigan State

Notre Dame

Oklahoma

Purdue

Stephen F. Austin

Tennessee

Texas

Texas A & M

USC

Virginia Tech

Darron Johnson, Alex Rankin

Dennis Gentry, Mike Singletary

James Lott, Donnell Woolford, Keith Jennings, Chris Gardocki

Trace Armstrong, Richard Fain

Mark Bortz, Jay Hilgenberg

Jim Morrissey, John Wojciechowski

Mark Green, Mirko Jurkovic, Michael Stonebreaker, Chris Zorich

Tom Backes, Chris Wilson

Peyton Minter, Jim Schwantz

Eric Wright, Eric Johnson

Anthony Morgan, Jeremy Lincoln

Stan Thomas, Mark Berry

Jerry Fontenot, Darren Lewis, John Roper

Mark Carrier, Tim Ryan

Will Furrer, Markus Mickel

Veterans in bold; 1992 draftees underlined; free agents in plain text



MILESTONES WITHIN REACH

Neal Anderson	62 yards rushing for 5,000 career 738 rushing yards for 5,676 and second in Bear history behind Payton's 16,726 8 rushing TDs for 50 career and second in Bear history behind Payton's 110 15 games played for 100 career 31 receptions for 260 and fourth place all-time 4 touchdowns for 60 and second in Bear history behind Payton's 125 230 carries for 1,387 and second in Bear history behind Payton's 3,838
Trace Armstrong	82 tackles for 300
Kevin Butler	29 points for 751 which breaks Walter Payton's Bears career all-time scoring record 28 PATs for 300 career
Wendell Davis	59 receptions for 200 career
Richard Dent	6 tackles for 500 career
Shaun Gayle	18 tackles for 400 career
Dennis Gentry	48 receiving yards for 2,000 career 24 KOR for 200 career 6 games for 150 career
Jim Harbaugh	1,921 yards for 10,000 career 11 carries for 200 career
Glen Kozlowski	36 receiving yards for 500 career
Steve McMichael	48 tackles for 700 career 7 sacks for 83 and second in Bear history behind only Richard Dent
Ron Morris	53 receiving yards for 2,000 career
Jim Morrissey	85 tackles for 400 career 10 games for 100 career
Brad Muster	43 carries for 400 career 266 receiving yards for 1,500 career
Ron Rivera	30 tackles for 400 career
Mike Singletary	1 Pro Bowl appearance for most by a Bear (10) 47 tackles for 1,400 career
Lemuel Stinson	6 interception return yards for 200 career
Jim Thornton	25 catches for 100 career

1992 BEARS VETERAN ROSTER

No	Name	Pos	Ht	Wt	Born	Exp	College	Acq
35	Anderson, Neal	RB	5-11	218	8-14-64	7	Florida	D1-86
93	Armstrong, Trace	DE	6-4	275	10-5-65	4	Florida	D1-89
98	Backes, Tom	OL	6-4	273	3-19-68	1	Oklahoma	D10-91
62	Bortz, Mark	G	6-6	280	2-12-61	10	Iowa	D8-83
8	Buford, Maury	P	6-0	198	2-18-60	11	Texas Tech	W-89 (GB)
6	Butler, Kevin	K	6-1	190	7-24-62	8	Georgia	D4-85
20	Carrier, Mark	S	6-1	192	4-28-68	3	USC	D1-90
54	Cox, Ron	LB	6-2	242	2-27-68	3	Fresno State	D2-90
82	Davis, Wendell	WR	5-11	194	1-3-66	5	LSU	D1-88
95	Dent, Richard	DE	6-5	265	12-13-60	10	Tennessee State	D8-83
37	Douglass, Maurice	CB	5-11	200	2-12-64	7	Kentucky	D8-86
24	Fain, Richard	CB	5-10	180	2-29-68	2	Florida	PB-92 (Phx)
67	Fontenot, Jerry	C	6-3	280	11-21-66	4	Texas A & M	D3-89
17	Gardocki, Chris	P/K	6-1	196	2-7-70	2	Clemson	D3-91
23	Gayle, Shaun	S	5-11	202	3-8-62	9	Ohio State	D10-84
29	Gentry, Dennis	WR	5-8	180	2-10-59	11	Baylor	D4-82
31	Green, Mark	RB	5-11	195	3-22-67	4	Notre Dame	D5-89
4	Harbaugh, Jim	QB	6-3	215	12-23-64	6	Michigan	D1-87
63	Hilgenberg, Jay	C	6-3	270	3-21-60	12	Iowa	FA-81
89	Ihnat, Eric	TE	6-4	245	8-18-68	1	Marshall (WV)	FA-91
85	Jennings, Keith	TE	6-4	265	5-19-66	3	Clemson	FA-91
53	Jones, Dante	LB	6-1	240	3-23-65	5	Oklahoma	D2-88
11	Justin, Paul	QB	6-4	202	5-19-68	1	Arizona State	D7-91
88	Kozlowski, Glen	WR	6-1	205	12-31-62	6	BYU	D11-86
92	Kumerow, Eric	DE/TE	6-7	270	4-17-65	4	Ohio State	TR-91 (Mia)
33	Lewis, Darren	RB	5-10	225	11-7-68	2	Texas A & M	D6-91
46	Lott, James	CB	5-9	181	1-8-67	1	Clemson	FA-90
26	Mangum, John	CB	5-10	178	3-16-67	3	Alabama	D6-90
75	Mattes, Ron	T	6-6	298	8-8-63	7	Virginia	TR-91 (NYJ)
76	McMichael, Steve	DT	6-2	270	10-17-57	13	Texas	FA-81 (NE)
81	Morgan, Anthony	WR	6-1	195	11-15-67	2	Tennessee	D5-91
84	Morris, Ron	WR	6-1	200	11-4-64	6	SMU	D2-87
51	Morrissey, Jim	LB	6-3	227	12-24-62	8	Michigan State	D11-85
25	Muster, Brad	FB	6-3	235	4-11-65	5	Stanford	D1-88
36	Paul, Markus	S	6-2	205	4-1-66	4	Syracuse	D4-89
72	Perry, William	DT	6-2	320	12-16-62	8	Clemson	D1-85
59	Rivera, Ron	LB	6-3	230	1-7-62	9	California	D2-84
520	Rodenhauser, Mark	LS	6-5	280	6-1-61	5	Illinois State	PB-92 (SD)
55	Roper, John	LB	6-1	240	10-4-65	4	Texas A & M	D2-89
30	Rouse, James	FB	6-0	220	12-18-66	3	Arkansas	D8-90
99	Ryan, Tim	DT	6-4	270	9-8-67	3	USC	D3-90
50	Singletary, Mike	LB	6-0	240	10-9-58	12	Baylor	D2-81
32	Stinson, Lemuel	CB	5-9	170	5-10-66	5	Texas Tech	D6-88
58	Stonebreaker, Michael	LB	6-0	235	1-14-67	2	Notre Dame	D9-91
49	Tate, David	S	6-0	200	11-22-64	5	Colorado	D8-88
57	Thayer, Tom	G	6-4	280	8-16-61	8	Notre Dame	D4-83
60	Thomas, Stan	T	6-5	290	10-28-68	2	Texas	D1-91
80	Thornton, James	TE	6-2	242	2-8-65	5	Cal St.-Fullerton	D4-88
78	Van Horn, Keith	T	6-6	290	11-6-57	12	USC	D1-81
87	Waddie, Tom	WR	6-0	185	2-20-67	4	Boston College	FA-89
27	Wiley, John	S	6-0	190	8-6-69	1	Auburn	FA-91
71	Williams, James	DE	6-7	305	3-29-68	2	Cheyney State (PA)	FA-91
10	Willis, Peter Tom	QB	6-2	200	1-4-67	3	Florida State	D3-90
83	Wright, Eric	WR	6-0	196	8-4-69	1	Stephen F. Austin (TX)	FA-91
73	Wojciechowski, John	G	6-4	280	7-30-63	6	Michigan State	FA-87
21	Woolford, Donnell	CB	5-9	194	1-6-66	4	Clemson	D1-89
97	Zorich, Chris	DT	6-1	280	3-13-69	2	Notre Dame	D2-91

1992 BEARS ROOKIE ROSTER

No	Name	Pos	Ht	Wt	Born	College	Acq
79c	Age, Louis	T	6-7	350	2-1-70	SW Louisiana	D11-92
38	Ashley, Tyrone	RB	6-1	198	5-3-70	Mississippi	FA-92
70	Auzenne, Troy	T	6-7	282	6-26-69	California	D2-92
47	Berry, Mark	CB	5-11	180	12-29-68	Texas	D6-92
91o	Blackwell, Kelly	TE	6-1	255	2-13-69	TCU	FA-92
12	Bounds, Mark	P	5-10	186	6-30-69	Texas Tech	FA-92
22	Boyce, Charles	CB	5-11	180	4-27-69	Sam Houston (TX)	FA-92
18	Brown, John	WR	6-1	199	7-7-68	Houston	D7-92
94	Deter, Jim	DT	6-2	274	2-19-69	Penn State	FA-92
44	Fisher, Nikki	FB	5-10	227	12-26-69	Virginia	D10-92
2	Furrer, Will	QB	6-3	208	2-5-68	Virginia Tech	D4-92
79d	Graham, Maxie	DE	6-4	277	2-28-70	Western Illinois	FA-92
86	Harrison, Todd	TE	6-4	260	3-20-69	NC State	D5-92
14	Ireland, Jeff	K	5-9	185	3-11-70	Baylor	FA-92
15	Johnson, Darron	WR	6-0	188	4-26-69	Angelo State (TX)	FA-92
68	Johnson, Eric	DE	6-2	240	3-11-70	Stephen F. Austin (TX)	FA-92
16	Jones, Walter	WR	5-10	180	7-18-70	Duke	FA-92
64o	Jurkovic, Mirko	G	6-3	283	5-19-70	Notre Dame	D9-92
39	Lincoln, Jeremy	CB	5-10	180	4-7-69	Tennessee	D3-92
91d	Lynch, Brendan	LB	6-1	236	11-8-68	Wisconsin	FA-92
13	Mickel, Marcus	WR	5-9	184	12-15-69	Virginia Tech	FA-92
64d	Minter, Peyton	DE	6-5	269	9-8-69	Purdue	FA-92
74	Nobbe, David	OL	6-6	281	2-12-70	University of Indianapolis	FA-92
52d	O'Bradovich, Ed	LB	6-0	247	7-28-69	Michigan State	FA-92
48	Primous, Marlon	DS	6-3	224	12-12-68	Illinois	FA-92
69o	Rankin, Alex	OL	6-9	312	11-24-68	Angelo State (TX)	FA-92
65	Schwartz, Jim	LB	6-2	231	1-23-70	Purdue	FA-92
90	Spellman, Alonzo	DE	6-4	280	9-27-71	Ohio State	D1-92
43	Talton, Travis	RB/KR	5-10	180	5-1-68	Wisconsin-Whitewater	FA-92
45	Taylor, Robert	FB	6-3	279	2-19-69	Mississippi College	FA-92
19	Thomas, Gene	WR	5-10	167	8-18-70	Maryland	FA-92
69d	Williams, Arnie	LB	6-1	226	8-4-70	So. Mississippi	FA-92
96	Wilson, Chris	LB	6-0	227	1-8-69	Oklahoma	D12-92

pro NUN see ay shun

Troy Auzenne	awe ZENE	Marcus Mickel	last name = Michael
Tom Backes	BACK is	David Nobbe	NAH be
Jerry Fontenot	FAHN tuh no	Mark Rodenhauser	ROW den how zer
Eric Ihnat	EE not	Lemuel Stinson	LE muel
Mirko Jurkovic	MUR ko — JUR ko vick	Tom Waddle	WA dull
Eric Kumerow	COME er oh	John Wojciechowski	wo ja HOW ski
		Zaven Yaralian	ya RAIL e in

CAREER STATISTICS OF ACTIVE BEARS

SCORING	TDs: Ru-Re-Rt	PAT	FG	S	Pts
Butler (7)	0 0 0	263	153	0	722
Anderson (6)	42 14 0	0	0	0	336
Muster (4)	17 5 0	0	0	0	132
Gentry (10)	5 7 4	0	0	0	96
Davis (4)	0 12 0	0	0	0	72
Harbaugh (5)	10 0 0	0	0	0	60
Morris (5)	0 9 0	0	0	0	54
Green (3)	4 1 0	0	0	0	30
Thornton (4)	0 5 0	0	0	0	30
Perry (7)	2 1 0	0	0	0	18
Kozlowski (5)	0 3 0	0	0	0	18
Waddle (3)	0 3 0	0	0	0	18
Morgan (1)	0 2 0	0	0	0	12
Dent (9)	0 0 2	0	0	0	12
Stinson (4)	0 0 2	0	0	0	12
Gayle (8)	0 0 1	0	0	0	6
McMichael (12)	0 0 0	0	0	3	6

RUSHING	No	Yds	Avg	Lg	TD
Anderson (6)	1,157	4,938	4.3	80	42
Muster (4)	357	1,600	4.5	28	17
Harbaugh (5)	189	1,060	5.6	26	10
Gentry (10)	132	762	5.8	58	5
Green (3)	93	389	4.1	37	4
Rouse (2)	43	130	3.0	10	0
Morris (5)	6	52	8.7	21	0
Lewis (1)	15	36	2.4	9	0
Morgan (1)	3	18	6.0	13	0
Willis (2)	2	6	3.0	8	0
Thornton (4)	1	4	4.0	4	0
Kozlowski (5)	1	3	3.0	3	0
Davis (4)	1	3	3.0	3	0
Perry (7)	8	3	0.4	2	2
Buford (9)	2	-22	-22.0	-9	0

RECEIVING	No	Yds	Avg	Lg	TD
Anderson (6)	229	2,204	9.6	59	14
Davis (4)	141	2,134	15.1	75	12
Gentry (10)	159	1,962	12.3	80	7
Morris (5)	117	1,947	16.6	67	9
Muster (4)	135	1,234	9.1	48	5
Thornton (4)	75	1,059	14.1	36	5
Waddle (3)	58	639	11.0	37	3
Kozlowski (5)	30	464	15.5	55	3
Green (3)	15	128	8.5	21	1
Rouse (2)	15	93	6.2	14	0
Morgan (1)	13	211	16.2	84	2
Jennings (2)	14	156	11.1	19	0
Bortz (9)	1	8	8.0	8	0
Perry (7)	1	4	4.0	4	1

PUNT RETURNS	Ret	FC	Yds	Avg	Lg	TD
Green (3)	19	6	150	7.9	24	0
Gentry (10)	17	5	136	8.0	47	0
Waddle (3)	6	3	31	5.2	11	0
Kozlowski (5)	5	0	-2	-0.4	4	0
Davis (4)	3	1	17	5.7	13	0
Morgan (1)	3	0	19	6.3	11	0
Woolford (3)	1	0	12	12.0	12	0

PASSING	Att	Cmp	Yds	Cmp%	Y/Att	TD	TD%	Int	Int%	Lg	Sack-Lost	Rating
Willis (2)	31	20	277	64.5	8.94	2	6.5	2	6.5	42	3-16	87.7
Harbaugh (5)	1,076	621	7,079	57.8	6.58	30	2.8	33	3.1	84	83-569	74.1
Anderson (6)	2	0	0	0.0	0.00	0	0.0	0	0.0	0	0-0	39.6
Buford (9)	2	1	5	50.0	2.50	0	0.0	0	0.0	5	0-0	56.3

KICKOFF RETURNS	No	Yds	Avg	Lg	TD
Gentry (10)	176	4,023	22.9	94	3
Morgan (1)	8	133	16.6	29	0
Green (3)	4	69	17.3	29	0
Kozlowski (5)	6	121	20.2	31	0
Anderson (6)	4	26	6.5	13	0
Muster (4)	3	33	11.0	15	0
Lewis (1)	2	13	6.5	13	0
Rouse (2)	5	27	5.4	10	0
Tate (4)	1	12	12.0	12	0
Roper (3)	1	0	0.0	0	0
Ryan (2)	1	-1	-1.0	-1	0

INTERCEPTIONS	No	Yds	Avg	Lg	TD
Stinson (4)	14	194	13.9	34	2
Carrier (2)	12	93	7.8	39	0
Gayle (8)	10	87	8.7	20	1
Rivera (8)	9	37	4.1	15	0
Woolford (3)	8	39	4.9	16	0
Morrissey (7)	8	30	3.8	13	0
Tate (4)	7	70	10.0	28	0
Dent (9)	7	65	9.3	30	1
Paul (3)	6	90	15.0	26	0
Singletary (11)	6	40	6.7	23	0
Douglass (6)	4	35	8.8	35	0
Mangum (2)	1	5	5.0	5	0
McMichael (12)	1	5	5.0	5	0

DEFENSE	Tackles	Solo	FF	FR	PD	Sk
Singletary (11)	1,353	820	12	13	47	18
McMichael (12)	652	404	8	11	23	76
Dent (9)	494	282	27	12	44	103.5
Perry (7)	400	228	7	4	9	26.5
Gayle (8)	382	221	7	5	40	1
Rivera (8)	370	181	5	3	14	6
Morrissey (7)	315	153	1	3	17	0
Armstrong (3)	218	96	3	3	5	16.5
Carrier (2)	215	96	6	3	32	0
Woolford (3)	203	126	0	1	51	3
Tate (4)	189	92	0	0	14	0
Roper (3)	178	99	2	0	15	13.5
Paul (3)	147	66	0	0	13	0
Douglass (6)	134	74	0	2	19	0
Stinson (4)	132	79	0	2	54	0
Mangum (2)	81	58	1	2	8	1
Jones (4)	81	46	2	0	0	2
Ryan (2)	40	17	1	2	1	1.5
Cox (2)	34	20	2	0	1	4
Kumerow (3)	22	20	0	0	0	5
Williams (1)	17	8	0	0	1	1
Zorich (1)	10	3	0	0	0	0
Fain (1)	8	2	0	0	0	0
Stonebreaker (1)	8	1	0	0	0	0

() Seasons in the NFL.
Does not include post-season games.

1991 FINAL STANDINGS

NATIONAL FOOTBALL CONFERENCE

AMERICAN FOOTBALL CONFERENCE

Eastern Division

	W	L	T	Pct.	PF	PA
Washington	14	2	0	.875	485	224
x-Dallas	11	5	0	.688	342	310
Philadelphia	10	6	0	.625	285	244
NY Giants	8	8	0	.500	281	297
Phoenix	4	12	0	.250	196	344

Central Division

	W	L	T	Pct.	PF	PA
Detroit	12	4	0	.750	339	295
x-CHICAGO	11	5	0	.688	299	269
Minnesota	8	8	0	.500	301	306
Green Bay	4	12	0	.250	273	313
Tampa Bay	3	13	0	.188	199	365

Western Division

	W	L	T	Pct.	PF	PA
New Orleans	11	5	0	.688	341	211
x-Atlanta	10	6	0	.625	361	338
San Francisco	10	6	0	.625	393	239
LA Rams	3	13	0	.188	234	390

Eastern Division

	W	L	T	Pct.	PF	PA
Buffalo	13	3	0	.813	458	318
x-NY Jets	8	8	0	.500	314	293
Miami	8	8	0	.500	343	349
New England	6	10	0	.375	211	305
Indianapolis	1	15	0	.063	143	381

Central Division

	W	L	T	Pct.	PF	PA
Houston	11	5	0	.688	386	251
Pittsburgh	7	9	0	.438	292	344
Cleveland	6	10	0	.375	293	298
Cincinnati	3	13	0	.188	263	435

Western Division

	W	L	T	Pct.	PF	PA
Denver	12	4	0	.750	304	235
x-Kansas City	10	6	0	.625	322	252
x-LA Raiders	9	7	0	.563	298	297
Seattle	7	9	0	.438	276	261
San Diego	4	12	0	.250	274	342

x - Qualified for playoffs as Wild Card participant.

• Atlanta finished ahead of San Francisco by defeating the 49ers twice in their two head-to-head meetings.

• The NY Jets finished ahead of Miami by defeating the Dolphins twice in their two head-to-head meetings.

1991 NFL POST-SEASON

(Paid attendance in parentheses; home team in CAPS)

NFC First Round

Atlanta 27, NEW ORLEANS 20 (68,794)
Dallas 17, CHICAGO 13 (62,594)

NFC Second Round

DETROIT 38, Dallas 6 (78,290)
WASHINGTON 24, Atlanta 7 (55,181)

NFC Championship

WASHINGTON 41, Detroit 10 (55,585)

AFC First Round

KANSAS CITY 10, LA Raiders 6 (75,827)
HOUSTON 17, NY Jets 10 (61,485)

AFC Second Round

DENVER 26, Houston 24 (75,301)
BUFFALO 37, Kansas City 14 (80,182)

AFC Championship

BUFFALO 10, Denver 7 (82,272)

Super Bowl XXVI at HHH Metrodome, Minneapolis, Minnesota

Washington (NFC) 38, BUFFALO (AFC) 17 (63,130)

AFC-NFC Pro Bowl at Honolulu, Hawaii

NFC 21, AFC 15 (50,209)

1991 FINAL STATISTICS

WON 11, LOST 5		(*Overtime)	
Sept. 1	W	10-6	Minnesota 64,112
Sept. 8	W	21-20	@ Tampa Bay 65,625
Sept. 15	W	20-17	NY Giants 64,829
Sept. 23	W*	19-13	NY Jets 65,255
Sept. 29	L	20-35	@ Buffalo 80,366
Oct. 6	L	7-35	Washington 64,941
Oct. 17	W	10-0	@ Green Bay 58,435
Oct. 27	W	21-17	@ New Orleans 68,591
Nov. 3	W	20-10	Detroit 57,281
Nov. 11	W	34-17	@ Minnesota 59,001
Nov. 17	W	31-17	@ Indianapolis 60,510
Nov. 24	L*	13-16	Miami 58,288
Nov. 28	L	6-16	@ Detroit 78,879
Dec. 8	W	27-13	Green Bay 62,353
Dec. 14	W	27-0	Tampa Bay 54,719
Dec. 23	L	14-52	@ San Francisco 60,419

SCORING	TDs: Ru-Pa-Rt	PAT	FG	S	Pts
Butler	0 0 0	32/34	19/29	0	89
Anderson	6 3 0	0/0	0/0	0	54
Muster	6 1 0	0/0	0/0	0	42
Davis	0 6 0	0/0	0/0	0	36
Green	3 0 0	0/0	0/0	0	18
Waddle	0 3 0	0/0	0/0	0	18
Harbaugh	2 0 0	0/0	0/0	0	12
Morgan	0 2 0	0/0	0/0	0	12
Bailey	1 0 0	0/0	0/0	0	6
Stinson	0 0 1	0/0	0/0	0	6
Thomton	0 1 0	0/0	0/0	0	6
BEARS	18 16 1	32/34	19/29	0	299
OPPONENTS	9 19 1	29/29	22/30	0	269

SACKS: Dent 10.5, McMichael 9.0, Roper 8.0, Perry 5.5, Armstrong 1.5, Ryan 1.5, Cox 1.0, Woolford 1.0, Mangum 1.0, Williams 1.0, BEARS 40.0, OPPONENTS 26.0

	Bears	Opp
TOTAL FIRST DOWNS	317	254
Rushing	120	77
Passing	168	164
Penalty	29	13
3rd Down: Made/Att	95/221	69/208
3rd Down Pct.	43.0	33.2
4th Down: Made/Att	7/18	10/21
4th Down Pct.	38.9	47.6
POSSESSION AVG.	33:01	26:59
TOTAL NET YARDS	5069	4507
Avg. Per Game	316.8	281.7
Total Plays	1025	942
Avg. Per Play	4.9	4.8
NET YARDS RUSHING	1949	1580
Avg. Per Game	121.8	98.8
Total Rushes	502	389
NET YARDS PASSING	3120	2927
Avg. Per Game	195.0	182.9
Tackled/Yards Lost	26/172	40/257
Gross Yards	3292	3184
Att./Completions	497/286	513/286
Completion Pct.	57.5	55.8
Had Intercepted	17	17
PUNTS/AVERAGE	70/40.2	81/41.3
NET PUNTING AVG.	35.0	35.8
PENALTIES/YARDS	79/657	94/891
FUMBLE/BALL LOST	25/16	25/13
TOUCHDOWNS	35	29
Rushing	18	9
Passing	16	19
Returns	1	1

RUSHING	No	Yds	Avg	Lg	TD
Anderson	210	747	3.6	142	6
Muster	90	412	4.6	24	6
Harbaugh	70	338	4.8	20	2
Green	61	217	3.6	18	3
Rouse	27	74	2.7	10	0
Gentry	9	58	6.4	17	0
Bailey	15	43	2.9	11	1
Lewis	15	36	2.4	9	0
Morgan	3	18	6.0	13	0
Willis	2	6	3.0	8	0
BEARS	502	1949	3.9	142	18
OPPONENTS	389	1580	4.1	164	9

RECEIVING	No	Yds	Avg	Lg	TD
Davis	61	945	15.5	175	6
Waddle	55	599	10.9	137	3
Anderson	47	388	7.8	126	3
Muster	35	287	8.2	21	1
Thomton	17	278	16.4	33	1
Gentry	16	149	9.3	18	0
Rouse	15	93	6.2	14	0
Morgan	13	211	16.2	184	2
Morris	8	147	18.4	33	0
Jennings	8	109	13.6	19	0
Green	6	54	9.0	15	0
Boso	3	36	12.0	22	0
Kozlowski	2	16	8.0	11	0
BEARS	286	3292	11.5	184	16
OPPONENTS	286	3184	11.1	177	19

SCORE BY PERIOD	1	2	3	4	OT	Tot
BEARS	40	96	71	86	6	299
OPPONENTS	57	72	51	86	3	269

INTERCEPTIONS	No	Yds	Avg	Lg	TD
Stinson	4	69	17.3	134	1
Paul	3	21	7.0	10	0
Carrier	2	54	27.0	39	0
Tate	2	35	17.5	28	0
Woodford	2	21	10.5	16	0
Gayle	1	11	11.0	11	0
Mangum	1	5	5.0	5	0
Morrissey	1	5	5.0	5	0
Dent	1	4	4.0	4	0
BEARS	17	225	13.2	39	1
OPPONENTS	17	145	8.5	23	0

PUNTING	No	Yds	Avg	Net	TB	In20	Lg	B
Butford	69	2814	40.8	35.0	8	13	64	1
BEARS	70	2814	40.2	35.0	8	13	64	1
OPP	81	3343	41.3	35.8	5	26	61	0

PUNT RETURNS	Ret	FC	Yds	Avg	Lg	TD
Bailey	36	11	281	7.8	37	0
Waddle	5	3	31	6.2	11	0
Green	3	1	9	3.0	8	0
Morgan	3	0	19	6.3	11	0
BEARS	47	15	340	7.2	37	0
OPPONENTS	28	12	205	7.3	18	0

PASSING	Att	Cmp	Yds	Cmp%	Yd/Att	TD	TD%	Int	Int%	Lg	Sack-Lost	Rating
Harbaugh	478	275	3121	57.5	6.53	15	3.1	16	3.3	184	24/163	73.7
Willis	18	11	171	61.1	9.50	1	5.6	1	5.6	42	2/9	88.0
Anderson	1	0	0	0.0	0.00	0	0.0	0	0.0	0	0/0	39.6
BEARS	497	286	3292	57.5	6.62	16	3.2	17	3.4	184	26/172	74.1
OPPONENT	513	286	3184	55.8	6.21	19	3.7	17	3.3	177	40/257	72.9

DEFENSE	Tackles	Solo	Assist	FF	FR	PD	Sack-Yds	Int-Yds
Singletary	124	53	71	0	0	0	0	0
Morrissey	96	45	51	0	0	4	0	1-5
McMichael	94	48	46	2	2	4	9-53	0
Carrier	93	41	52	1	1	12	0	2-54
Roper	90	47	43	0	0	8	8-59	0
Dent	84	50	34	0	1	7	10.5-72	1-4
Perry	80	49	31	3	0	1	5.5-28	0
Woodford	77	52	25	0	1	19	1-11	2-21
Paul	75	32	43	0	0	6	0	3-21
Mangum	68	49	19	1	1	7	1-9	1-5
Gayle	67	37	30	1	0	3	0	1-11
Armstrong	56	26	30	0	0	0	1.5-8	0
Stinson	55	36	19	0	2	21	0	4-69
Tate	30	14	16	0	0	4	0	2-35
Rivera	29	14	15	0	0	0	0	0
Jones	28	16	12	1	0	0	0	0
Ryan	25	12	13	1	2	1	1.5-14	0
Williams	17	8	9	0	0	1	1-4	0
Douglass	17	8	9	0	0	2	0	0
Zorich	10	3	7	0	0	0	0	0
Stonebreaker	8	1	7	0	0	0	0	0
Cox	6	5	1	1	0	0	1-1	0

Defense compiled from coaches watching game films.

KEY: FF-Forced Fumbles; FR-Fumbles Recovered; PD-Passes Defended

KICKOFF RETURNS	No	Yds	Avg	Lg	TD
Bailey	16	311	19.4	31	0
Gentry	13	227	17.5	27	0
Morgan	8	133	16.6	29	0
Green	4	69	17.3	29	0
Lewis	2	13	6.5	13	0
Rouse	2	10	5.0	10	0
BEARS	45	763	17.0	31	0
OPPONENTS	58	1134	19.6	47	0

FIELD GOALS	1-19	20-29	30-39	40-49	50+
Butler	1/1	9/11	3/5	5/9	1/3
OPPONENTS	1/1	9/10	7/9	3/7	2/3
Butler: (27N, 22G) () (46G, 20G) (33G, 45N, 44G) (28G, 42G) () (22G, 46N) (34G, 48G, 51N) (21G, 25G, 43N) (50G, 41G, 35N) (21G) (32G, 19G, 24N, 50N) (27G, 22G, 37N) () (41N) ()					
OPPONENTS: (26G, 24G) (31G, 49N, 36G) (43N, 35G, 35N) (19G, 37N, 34G, 28N) (49N) (47G, 54N, 23G) () (60G) (31G) (20G) (47G) (35G, 22G, 27G) (21G, 50G, 37G) (25G, 25G, 48N) () (41G)					

See page 100 for
Special Teams Tackles.

GAME 1

BEARS 10, MINNESOTA 6

Soldier Field (64,112)

Sunday, September 1, 1991

MINNESOTA	3	0	3	0—6
CHICAGO	0	7	0	3—10

VIKINGS — Reveiz 26-yard field goal (13 plays, 72 yards). **BEARS** — Waddle 37-yard pass from Harbaugh (Butler kick), (10-98). **VIKINGS** — Reveiz 24-yard field goal, (11-60). **BEARS** — Butler 22-yard field goal, (10-45).

Team statistics	Vikings	Bears
First downs	14	17
Total net yards	331	276
Rushes-yards	20-86	33-90
Att-comp-net	37-21-245	24-17-186
Times thrown-yds lost	1-3	0-0
Int-TDs	3-0	0-1
Punts-avg.	3-46.0	5-40.0
Penalties-yards	5-43	2-15
Fumbles-lost	2-0	0-0
Time of possession	25:02	34:58

RUSHING

BEARS — Anderson 23-58, Rouse 6-19, Gentry 1-6, Harbaugh 2-4, Morgan 1-3.

VIKINGS — Walker 20-86.

RECEIVING

BEARS — Waddle 2-48, Anderson 6-46, Davis 3-32, Thornton 2-24, Morgan 2-19, Boso 1-9, Gentry 1-8.

VIKINGS — Jordan 8-88, A. Carter 2-73, C. Carter 4-36, Jones 3-33, Walker 3-9, Nelson 1-9.

PASSING

BEARS — Harbaugh 24-17-186, 1 TD.

VIKINGS — Wilson 37-21-248, 3 int.

INTERCEPTIONS

BEARS — Paul 2-15, Woolford 1-16.

VIKINGS — None.

SACKS

BEARS — McMichael 1-3.

VIKINGS — None.

GAME 2

BEARS 21, TAMPA BAY 20

Tampa Stadium (62,409)

Sunday, September 8, 1991

CHICAGO	7	7	7	0—21
TAMPA BAY	10	3	0	7—20

BUCCANEERS — Christie 31-yard field goal, (4 plays, 6 yards). **BEARS** — Anderson 12-yard run (Butler kick), (7-29). **BUCCANEERS** — Anderson 54-yard run (Christie kick), (1-64). **BEARS** — Anderson 8-yard pass from Harbaugh (Butler kick), (10-69). **BUCCANEERS** — Christie 36-yard field goal (7-23). **BEARS** — Davis 43-yard pass from Harbaugh (Butler kick), (4-54). **BUCCANEERS** — Hill 15-yard pass from Chandler (Christie kick), (9-67).

Team statistics	Buccaneers	Bears
First downs	16	20
Total net yards	257	247
Rushes-yards	21-132	31-100
Att-comp-net	32-19-125	20-13-147
Times thrown-yds lost	8-60	1-6
Int-TDs	1-1	1-2
Punts-avg.	5-44.6	4-47.3
Penalties-yards	11-131	7-59
Fumbles-lost	2-1	3-3
Time of possession	31:01	28:59

RUSHING

BEARS — N. Anderson 17-35, Harbaugh 5-24, Rouse 6-15, Morgan 1-13, Gentry 1-11, Lewis 1-2.

BUCCANEERS — G. Anderson 10-94, Testaverde 5-25, Chandler 1-8, Wilson 4-3, Cobb 1-0.

RECEIVING

BEARS — Davis 3-70, Waddle 2-27, Rouse 4-19, Morgan 1-17, N. Anderson 1-8, Gentry 1-7, Boso 1-5.

BUCCANEERS — Carrier 4-42, Dawsey 3-33, Hall 3-28, Drewrey 2-26, Wilson 4-24, G. Anderson 2-17, Hill 1-15..

PASSING

BEARS — Harbaugh 20-13-153, 2 TDs, 1 int.

BUCCANEERS — Testaverde 29-17-161, 1 int.; Chandler 3-2-24 1 TD.

INTERCEPTIONS

BEARS — None.

BUCCANEERS — Marve 1-1.

SACKS

BEARS — Dent 2.5-17, Roper 2-20, McMichael 2-18, Cox 1-1, Armstrong .5-3.

BUCCANEERS — Manley 1-6.

GAME 3 BEARS 20, NY GIANTS 17

Soldier Field (64,829)
Sunday, September 15, 1991

NY GIANTS	0	0	10	7-17
CHICAGO	0	13	0	7-20

BEARS — Butler 46-yard field goal (7 plays, 27 yards). **BEARS** — Davis 75-yard pass from Harbaugh (1-75). **BEARS** — Butler 20-yard field goal (7-21). **GIANTS** — Bahr 35-yard field goal (4-4). **GIANTS** — Hampton 6-yard run (Bahr kick), (6-31). **GIANTS** — Hampton 3-yard run (9-43). **BEARS** — Anderson 42-yard run (Butler kick), (7-76).

Team statistics	Giants	Bears
First downs	21	10
Total net yards	337	307
Rushes-yards	33-132	17-107
Att-comp-net	36-25-205	25-15-206
Times thrown-yds lost	1-4	2-15
Int-TDs	1-0	1-1
Punts-avg.	4-34.8	4-41.8
Penalties-yards	4-25	4-30
Fumbles-lost	1-1	2-2
Time of possession	37:09	22:51

RUSHING

BEARS — N. Anderson 8-57, Harbaugh 4-26, Rouse 2-10, Muster 3-8.

GIANTS — Hampton 15-61, Meggett 7-44, O. Anderson 7-14, Hostetler 3-9, Carthon 1-4.

RECEIVING

BEARS — Davis 2-88, Thornton 2-52, Muster 5-29, N. Anderson 3-27, Waddle 3-25.

GIANTS — Hampton 6-46, Cross 3-43, Meggett 6-39, Ingram 4-35, Baker 2-17, O. Anderson 3-15, Carthon 2-14.

PASSING

BEARS — Harbaugh 25-15-221, 1 TD, 1 int.

GIANTS — Hostetler 35-25-209, 1 int.; Meggett 1-0-0.

INTERCEPTIONS

BEARS — Paul 1-6.

GIANTS — Collins 1-19.

SACKS

BEARS — Perry 1-4.

GIANTS — Marshall 1-13, Howard 1-2

GAME 4 BEARS 19, NY JETS 13 (OT)

Soldier Field (65,255)
Monday, September 23, 1991

NY JETS	3	3	7	0	0-13
CHICAGO	3	0	0	10	6-19

BEARS — Butler 33-yard field goal (8 plays, 72 yards). **JETS** — Leahy 19-yard field goal (9-53). **JETS** — Leahy 34-yard field goal (9-55). **JETS** — Baxter 1-yard run (Leahy kick), (9-59). **BEARS** — Butler 44-yard field goal (8-52). **BEARS** — Anderson 6-yard pass from Harbaugh (Butler kick), (11-36). **BEARS** — Harbaugh 1-yard run (Butler kick), (10-44).

Team statistics	Jets	Bears
First downs	24	26
Total net yards	346	393
Rushes-yards	40-169	31-104
Att-comp-net	30-16-177	42-28-289
Times thrown-yds lost	1-7	2-14
Int-TDs	0-0	0-1
Punts-avg.	5-41.2	4-43.0
Penalties-yards	8-105	9-67
Fumbles-lost	1-1	1-1
Time of possession	36:27	38:15

RUSHING

BEARS — Anderson 19-76, Harbaugh 6-12, Lewis 3-11, Gentry 1-3, Rouse 2-2.

JETS — Thomas 27-125, Baxter 7-35, Hector 4-5, McNeil 1-4, O'Brien 1-0.

RECEIVING

BEARS — Waddle 8-102, Davis 9-96, Thornton 3-45, Boso 1-22, Anderson 4-20, Rouse 2-13, Kozlowski 1-5.

JETS — Moore 4-44, Burkett 4-41, Mathis 2-29, Toon 1-29, Whisenhunt 1-16, Boyer 2-10, Baxter 1-9, Thomas 1-6.

PASSING

BEARS — Harbaugh 42-28-303, 1 TD.

JETS — O'Brien 30-16-184.

INTERCEPTIONS

BEARS — None.

JETS — None.

SACKS

BEARS — Dent 1-7.

JETS — Byrd 1-9, Lageman 1-5.

GAME 5 **BUFFALO 35, BEARS 20**

Rich Stadium (80,366)
Sunday, September 29, 1991

CHICAGO	0	6	0	14	— 20
BUFFALO	0	7	14	14	— 35

BEARS — Butler 28-yard field goal (15 plays, 65 yards). **BEARS** — Butler 42-yard field goal (7-32). **BILLS** — Edwards 33-yard pass from Kelly (Norwood kick), (11-85). **BILLS** — Gardner recovers his own fumble in the endzone (Norwood kick), (12-41). **BILLS** — Rolle 2-yard pass from Kelly (Norwood kick), (7-35). **BEARS** — Anderson 2-yard run (Butler kick), (4-35). **BILLS** — Lofton 77-yard pass from Kelly (Norwood kick), (1-77). **BILLS** — Thomas 10-yard run (Norwood kick), (5-38). **BEARS** — Green 1-yard run (Butler kick), (9-71).

Team statistics	Bills	Bears
First downs	22	20
Total net yards	422	353
Rushes-yards	34-142	28-84
Att-comp-net	29-19-280	42-22-269
Times thrown-yds lost	3-23	0-0
Int-TDs	0-3	1-0
Punts-avg.	7-32.6	8-33.3
Penalties-yards	7-43	12-89
Fumbles-lost	2-1	0-0
Time of possession	25:13	34:47

RUSHING

BEARS — Anderson 19-54, Harbaugh 3-16, Rouse 3-7, Green 2-5, Morgan 1-2.
BILLS — Thomas 24-117, Davis 5-25, Gardner 2-0, Kelly 1-0, Reich 1-(-1).

RECEIVING

BEARS — Davis 6-65, Anderson 5-63, Morgan 3-36, Morris 2-34, Thornton 1-25, Waddle 2-17, Green 1-15, Rouse 2-14.
BILLS — Lofton 4-122, Edwards 2-44, McKeller 3-40, Thomas 3-40, Reed 4-33, Beebe 2-22, Rolle 1-2.

PASSING

BEARS — Harbaugh 35-17-203, 1 int; Willis 7-5-66.
BILLS — Kelly 29-19-303, 3 TD.

INTERCEPTIONS

BEARS — None.
BILLS — Jackson 1-4.

SACKS

BEARS — Roper 1.5-11.5, Perry 1-8, Ryan .5-3.5.
BILLS — None.

GAME 6 **WASHINGTON 20, CHICAGO 7**

Soldier Field (64,941)
Sunday, October 6, 1991

WASHINGTON	0	10	0	10	— 20
CHICAGO	0	0	7	0	— 7

REDSKINS — Lohmiller 47-yard field goal (4 plays, 8 yards). **REDSKINS** — Monk 26-yard pass from Rypien (Lohmiller kick), (12-74). **BEARS** — Anderson 1-yard run (Butler kick), (6-62). **REDSKINS** — Monk 5-yard pass from Rypien (Lohmiller kick), (9-36). **REDSKINS** — Lohmiller 23-yard field goal (4-3).

Team statistics	Redskins	Bears
First downs	12	19
Total net yards	243	319
Rushes-yards	26-75	28-120
Att-comp-net	31-18-168	41-17-199
Times thrown-yds lost	0-0	1-7
Int-TDs	1-2	3-0
Punts-avg.	5-44.2	5-40.6
Penalties-yards	9-60	6-32
Fumbles-lost	1-0	1-0
Time of possession	27:37	32:23

RUSHING

BEARS — Anderson 18-73, Harbaugh 7-36, Green 1-6, Lewis 1-5, Rouse 1-0.
REDSKINS — Byner 21-63, Monk 1-5, Riggs 2-4, Sanders 1-2, Rypien 1-1.

RECEIVING

BEARS — Morris 5-106, Davis 3-29, Rouse 4-28, Anderson 2-15, Waddle 2-15, Thornton 1-13.
REDSKINS — Monk 6-69, Clark 5-44, Sanders 4-38, Byner 3-17.

PASSING

BEARS — Harbaugh 41-17-206, 3 int.
REDSKINS — Rypien 31-18-168, 2 TD, 1 int.

INTERCEPTIONS

BEARS — Stinson 1-0.
REDSKINS — Gouveia 1-22, Stokes 1-0, Marshall 1-0.

SACKS

BEARS — None.
REDSKINS — Collins 1-7.

GAME 7 **BEARS 10, GREEN BAY 0**

Lambeau Field (58,435)
 Thursday, October 17, 1991

CHICAGO	0	7	0	3-10
GREEN BAY	0	0	0	0-0

BEARS — Thornton 8-yard pass from Harbaugh (Butler kick), (9 plays, 60 yards). **BEARS** — Butler 22-yard field goal (4-9).

Team statistics	Packers	Bears
First downs	5	18
Total net yards	141	298
Rushes-yards	19-91	41-161
Att-comp-net	29-18-137	25-7-50
Times thrown-yds lost	3-18	2-5
Int-TDs	1-0	1-1
Punts-avg.	8-40.6	2-38.2
Penalties-yards	5-35	4-30
Fumbles-lost	1-1	1-1
Time of possession	20:33	39:27

RUSHING

BEARS — Anderson 16-81, Muster 9-30, Harbaugh 6-29, Green 8-19, Lewis 2-2.

PACKERS — Workman 2-28, Thompson 8-27, Majkowski 6-21, Woodside 2-10, Wilson 1-5.

RECEIVING

BEARS — Waddle 3-41, Anderson 6-35, Muster 3-24, Thornton 3-22, Jennings 1-7, Morris 1-7, Gentry 1-6.

PACKERS — Sharpe 2-28, Wilson 1-15, Kemp 1-13, Workman 2-10.

PASSING

BEARS — Harbaugh 29-18-142, 1 TD, 1 int.

PACKERS — Majkowski 16-3-32; Tomczak 4-4-36 1 int.

INTERCEPTIONS

BEARS — Tate 1-7.

PACKERS — Cecil 1-18.

SACKS

BEARS — Mangum 1-9, Roper 1-5, Williams 1-4.

PACKERS — Bennett 2-5

GAME 8 **BEARS 20, NEW ORLEANS 17**

Louisiana Superdome (68,591)
 Sunday, October 27, 1991

CHICAGO	0	6	7	7-20
NEW ORLEANS	7	3	7	0-17

SAINTS — Turner 65-yard pass from Hebert (Andersen kick), (3-80). **BEARS** — Butler 34-yard field goal (7-24). **BEARS** — Butler 48-yard field goal (8-30). **SAINTS** — Andersen 60-yard field goal, (7-27). **BEARS** — Muster 6-yard run (Butler kick), (4-40). **SAINTS** — Turner 8-yard pass from Hebert (Andersen kick), (6-56). **BEARS** — Waddle 12-yard pass from Harbaugh (Butler kick), (4-52).

Team statistics	Saints	Bears
First downs	13	11
Total net yards	313	178
Rushes-yards	23-51	31-142
Att-comp-net	39-27-262	22-5-36
Times thrown-yds lost	3-50	3-36
Int-TDs	1-2	2-1
Punts-avg.	6-40.8	6-49.8
Penalties-yards	3-50	5-36
Fumbles-lost	3-2	0-0
Time of possession	32:40	27:20

RUSHING

BEARS — Muster 10-57, Anderson 12-53, Harbaugh 5-24, Green 3-6, Gentry 1-2.

SAINTS — Fenerty 8-25, Hilliard 9-8, Hebert 3-8, Jordan 2-6, Early 1-4.

RECEIVING

BEARS — Davis 1-27, Waddle 2-17, Anderson 2-17.

SAINTS — Turner 9-179, Carroll 3-32, Martin 4-25, Tice 1-20, Early 4-14, Brenner 1-11, Fenerty 1-6, Hilliard 3-2, Jordan 1-2.

PASSING

BEARS — Harbaugh 22-5-61, 1 TD, 2 int.

SAINTS — Hebert 39-27-291, 2 TD, 1 int.

INTERCEPTIONS

BEARS — Gayle 1-11.

SAINTS — V. Buck 2-0.

SACKS

BEARS — McMichael 1-12, Dent 1-9, Roper 1-8.

SAINTS — Wilks 1-11, Swilling 1-8, Williams 1-6

GAME 9
BEARS 20, DETROIT 10
 Soldier Field (57,281)
 Sunday, November 3, 1991

DETROIT	0	10	0	0—10
CHICAGO	3	0	10	7—20

BEARS — Butler 21-yard field goal (11 plays, 50 yards). **LIONS** — Perriman 11-yard pass from Kramer (Murray kick), (11-80). **LIONS** — Murray 31-yard field goal (6-24). **BEARS** — Butler 25-yard field goal (5-19). **BEARS** — Davis 22-yard pass from Harbaugh (Butler kick), (6-83). **BEARS** — Davis 8-yard pass from Harbaugh (Butler kick), (13-76).

Team statistics	Lions	Bears
First downs	16	16
Total net yards	275	291
Rushes-yards	19-72	33-104
Att-comp-net	40-19-203	31-17-187
Times thrown-yds lost	3-15	3-18
Int-TDs	2-1	0-2
Punts-avg.	7-33.0	6-38.3
Penalties-yards	2-31	2-15
Fumbles-lost	2-1	2-1
Time of possession	24:26	35:34

RUSHING

BEARS — Anderson 16-68, Muster 10-22, Green 4-9, Harbaugh 3-5.

LIONS — Sanders 18-63, Overton 1-9.

RECEIVING

BEARS — Davis 6-98, Muster 4-41, Waddle 3-35, Anderson 2-16, Gentry 1-9, Thornton 1-6.

LIONS — Moore 5-70, Green 3-54, Farr 5-47, Perriman 4-33, Sanders 2-14.

PASSING

BEARS — Harbaugh 31-17-205, 2 TD.

LIONS — Kramer 40-19-218, 1 TD, 2 int.

INTERCEPTIONS

BEARS — Mangum 1-5, Woolford 1-5

LIONS — None.

SACKS

BEARS — Dent 1-7, McMichael 1-2, Roper .5-3, Perry .5-3.

LIONS — Owens 1-8, Ball 1-6, Hunter 1-4.

GAME 10
BEARS 34, MINNESOTA 17
 HHH Metrodome (59,001)
 Monday, November 11, 1991

CHICAGO	0	17	3	14—34
MINNESOTA	7	3	7	0—17

VIKINGS — Nelson 6-yard run (Reveiz kick), (13 plays, 80 yards). **BEARS** — Anderson 6-yard run (Butler kick), (13-68). **BEARS** — Morgan 7-yard pass from Harbaugh (Butler kick), (15-68). **VIKINGS** — Reveiz 20-yard field goal (8-47). **BEARS** — Butler 50-yard field goal (5-44). **BEARS** — Butler 41-yard field goal (11-56). **VIKINGS** — A. Carter 29-yard pass from Gannon (Reveiz kick), (3-16). **BEARS** — Anderson 24-yard run (Butler kick), (10-81). **BEARS** — Stinson 34-yard interception return (0-34).

Team statistics	Vikings	Bears
First downs	15	28
Total net yards	255	358
Rushes-yards	20-87	43-178
Att-comp-net	30-19-168	27-18-180
Times thrown-yds lost	2-13	0-0
Int-TDs	0-0	1-1
Punts-avg.	4-49.8	1-40.0
Penalties-yards	4-55	6-50
Fumbles-lost	0-0	2-1
Time of possession	21:40	38:20

RUSHING

BEARS — Anderson 20-91, Muster 11-56, Rouse 3-15, Harbaugh 5-8, Green 4-8.

VIKINGS — Gannon 5-32, Allen 8-27, Walker 4-14, Nelson 3-14.

RECEIVING

BEARS — Muster 3-41, Waddle 5-35, Gentry 3-33, Davis 3-31, Morgan 2-18, Kozlowski 1-11, Thornton 1-11.

VIKINGS — C. Carter 8-85, Walker 4-33, A. Carter 2-33, Jordan 2-21, Nelson 2-6, Fenney 1-3.

PASSING

BEARS — Harbaugh 27-18-180, 1 TD, 1 int.

VIKINGS — Gannon 30-19-181, 1 TD, 1 int.

INTERCEPTIONS

BEARS — Stinson 1-34.

VIKINGS — Rutland 1-0.

SACKS

BEARS — Roper 1-7, McMichael 1-6.

VIKINGS — None.

GAME 11
BEARS 31, INDIANAPOLIS 17
 Hoosier Dome (60,519)
 Sunday, November 17, 1991

CHICAGO	7	3	14	7—31
INDIANAPOLIS	7	3	0	7—17

COLTS — Hester 4-yard pass from George (Biasucci kick), (2 plays, 8 yards). **BEARS** — Harbaugh 6-yard run (Butler kick), (11-80). **BEARS** — Butler 21-yard field goal (11-80). **COLTS** — Biasucci 47-yard field goal (11-56). **BEARS** — Muster 13-yard pass from Harbaugh (Butler kick), (11-75). **BEARS** — Morgan 84-yard pass from Harbaugh (Butler kick), (3-88). **COLTS** — Brooks 9-yard pass from George (Biasucci kick), (7-80). **BEARS** — Muster 9-yard run (Butler kick), (12-92).

Team statistics	Colts	Bears
First downs	14	25
Total net yards	251	448
Rushes-yards	19-111	32-175
Att-comp-net	33-16-140	32-18-273
Times thrown-yds lost	5-36	3-14
Int-TDs	0-2	1-2
Punts-avg.	7-45.1	3-41.7
Penalties-yards	6-65	5-42
Fumbles-lost	1-0	1-1
Time of possession	36:31	23:29

RUSHING

BEARS — Muster 15-101, Green 9-53, Bailey 6-14, Harbaugh 2-7.

COLTS — Clark 11-67, Manoa 6-26, George 2-18.

RECEIVING

BEARS — Morgan 1-84, Davis 3-50, Thornton 2-47, Muster 6-44, Gentry 2-25, Waddle 2-21, Jennings 1-12, Green 1-4.

COLTS — Brooks 7-106, Hester 4-32, Martin 1-25, Clark 3-11, Verdin 1-2.

PASSING

BEARS — Harbaugh 32-18-287, 2 TDs, 1 int.
COLTS — George 33-16-176, 2 TDs.

INTERCEPTIONS

BEARS — None.

COLTS — Goode 1-0.

SACKS

BEARS — Dent 2-12, Woolford 1-11, Perry 1-10, McMichael 1-3.

COLTS — Goode 1-8, Bickett 1-3, Hand 1-3.

GAME 12
MIAMI 16, BEARS 13 (OT)
 Soldier Field (58,288)
 Sunday, November 24, 1991

MIAMI	0	3	0	10	3—16
CHICAGO	7	3	3	0	*—13

BEARS — Muster 3-yard run (Butler kick), (11 plays, 59 yards). **DOLPHINS** — Stoyanovich 35-yard field goal (11-45). **BEARS** — Butler 32-yard field goal (13-64). **BEARS** — Butler 19-yard field goal (20-77). **DOLPHINS** — Stoyanovich 22-yard field goal (11-64). **DOLPHINS** — Edmunds 2-yard pass from Marino (Stoyanovich, kick) (2-4). **DOLPHINS** — Stoyanovich 27-yard field goal (8-56).

Team statistics	Dolphins	Bears
First downs	17	23
Total net yards	275	328
Rushes-yards	26-103	36-124
Att-comp-net	30-16-172	40-25-204
Times thrown-yds lost	3-11	1-6
Int-TDs	2-1	0-0
Punts-avg.	4-36.5	5-34.0
Penalties-yards	2-15	3-32
Fumbles-lost	1-1	2-1
Time of possession	28:40	35:31

RUSHING

BEARS — Muster 8-54, Anderson 21-43, Harbaugh 4-24, Rouse 2-3, Green 1-0.

DOLPHINS — Higgs 13-52, Smith 6-24, Marino 4-17, Paige 3-10.

RECEIVING

BEARS — Davis 7-75, Thornton 1-33, Gentry 2-31, Muster 6-26, Waddle 3-25, Anderson 5-17, Rouse 1-3.

DOLPHINS — Clayton 6-92, Duper 2-34, Jensen 2-15, Paige 2-12, Banks 1-12, Baty 1-11, Smith 1-5, Edmunds 1-2.

PASSING

BEARS — Harbaugh 40-25-210

DOLPHINS — Marino 30-16-183, 1 TD, 2 int.

INTERCEPTIONS

BEARS — Carrier 1-15, Stinson 1-8.

DOLPHINS — None.

SACKS

BEARS — Perry 2-3, McMichael 1-8.

DOLPHINS — Griggs 1-6.

* The Bears never had the ball in overtime.

GAME 13 **DETROIT 16, BEARS 6**

Pontiac Silverdome (80,253)
Thanksgiving, November 28, 1991

CHICAGO	0	6	0	0 — 6
DETROIT	10	0	3	3 — 16

LIONS — Murray 21-yard field goal, (8 plays, 49 yards). **LIONS** — Clark 9-yard pass from Kramer (Murray kick), (11-67). **BEARS** — Butler 27-yard field goal, (14-59). **BEARS** — Butler 22-yard field goal, (8-39). **LIONS** — Murray 50-yard field goal, (8-3). **LIONS** — Murray 37-yard field goal, (4-1).

Team statistics	Lions	Bears
First downs	11	18
Total net yards	208	319
Rushes-yards	26-100	21-88
Att-comp-yds	27-9-108	48-27-231
Times thrown-yds lost	0-0	1-13
Int-TDs	1-1	4-0
Punts-avg.	6-46.3	3-45.0
Penalties-yards	5-39	0-0
Fumbles-lost	4-1	4-2
Time of possession	26:10	33:50

RUSHING

BEARS — Anderson 13-45, Harbaugh 6-40, Rouse 2-3.

LIONS — Sanders 19-62, Arnold 1-21, Dozier 1-11, Perriman 1-6, Kramer 4-0.

RECEIVING

BEARS — Waddle 8-85, Davis 6-81, Anderson 5-28, Gentry 4-22, Rouse 2-16, Jennings 1-11, Morgan 1-1.

LIONS — Perriman 2-33, Green 2-33, Clark 3-28, Farr 2-14.

PASSING

BEARS — Harbaugh 47-27-244, 4 int.; Anderson 1-0-0

LIONS — Kramer 27-9-108, 1 TD, 1 int.

INTERCEPTIONS

BEARS — Carrier 1-39.

LIONS — Taylor 2-26, Jamison 1-15, Crockett 1-0.

SACKS

BEARS — None.

LIONS — Owens 1-13.

GAME 14 **BEARS 27, GREEN BAY 13**

Soldier Field (62,353)
Sunday, December 8, 1991

GREEN BAY	3	10	0	0 — 13
CHICAGO	7	14	6	0 — 27

BEARS — Muster 8-yard run (Butler kick), (9 plays, 73 yards). **PACKERS** — Jacke 25-yard field goal (4-7). **PACKERS** — Harris 1-yard pass from Tomczak (Jacke kick), (8-30). **BEARS** — Muster 6-yard run (Butler kick), (10-73). **BEARS** — Davis 20-yard pass from Harbaugh (Butler kick), (1-20). **PACKERS** — Jacke 25-yard field goal (11-73). **BEARS** — Davis 35-yard pass from Harbaugh (kick failed), (3-69).

Team statistics	Packers	Bears
First downs	17	22
Total net yards	261	296
Rushes-yards	22-62	24-101
Att-comp-yds	39-22-199	25-16-195
Times thrown-yds lost	3-16	2-14
Int-TDs	1-1	1-2
Punts-avg.	4-42.8	3-42.7
Penalties-yards	9-87	6-64
Fumbles-lost	2-1	3-1
Time of possession	31:37	28:23

RUSHING

BEARS — Muster 9-44, Harbaugh 4-19, Gentry 1-17, Lewis 5-10, Green 4-9, Bailey 1-2.

PACKERS — Thompson 14-48, Woodside 3-8, Tomczak 2-6, Workman 3-0.

RECEIVING

BEARS — Jennings 4-63, Davis 2-55, Morgan 2-28, Muster 2-23, Green 3-20, Waddle 2-12, Gentry 1-8.

PACKERS — Sharpe 7-82, Harris 3-36, Affholter 4-34, Wilson 2-19, West 2-15, Workman 2-12, Kemp 1-9, Thompson 1-8.

PASSING

BEARS — Harbaugh 25-16-209, 2 TDs, 1 int. **PACKERS** — Tomczak 39-22-215 1 TD, 1 int.

INTERCEPTIONS

BEARS — Morrissey 1-5.

PACKERS — Clark 1-20.

SACKS

BEARS — Ryan 1-10, Armstrong 1-5, McMichael 1-1.

PACKERS — Brown 1-4, Archambeau 5-5, Bennett 5.

GAME 15
BEARS 27, TAMPA BAY 0
 Soldier Field (54,719)
 Saturday, December 14, 1991

TAMPA BAY	0	0	0	0	—	0
CHICAGO	6	7	7	7	—	27

BEARS — Muster 1-yard run (kick failed), (16 plays, 80 yards). **BEARS** — Green 2-yard run (Butler kick), (9-35). **BEARS** — Green 1-yard run (Butler kick), (10-62). **BEARS** — Bailey 1-yard run (Butler kick) (6-46).

Team statistics	Buccaneers	Bears
First downs	7	23
Total net yards	106	254
Rushes-yards	17-52	49-182
Att-comp-yds	18-8-54	14-7-72
Times thrown-yds lost	4-22	3-27
Int-TDs	3-0	0-0
Punts-avg.	4-43.5	3-45.0
Penalties-yards	6-45	3-31
Fumbles-lost	1-1	0-0
Time of possession	19:52	40:08

RUSHING

BEARS — Green 18-82, Muster 12-34, Bailey 8-27, Gentry 4-19, Harbaugh 3-16, Lewis 3-6, Willis 1-(-2).

BUCCANEERS — Cobb 12-24, Wilson 2-15, Carlson 2-11, G. Anderson 1-2.

RECEIVING

BEARS — Waddle 3-45, Muster 1-19, Green 1-15, Davis 1-12, Morgan 1-8.

BUCCANEERS — Dawsey 4-36, Carrier 2-25, G. Anderson 2-15.

PASSING

BEARS — Harbaugh 14-7-99.

BUCCANEERS — Carlson 18-8-76, 3 ints.

INTERCEPTIONS

BEARS — Tate 1-28, Stinson 1-27, Dent 1-4.

BUCCANEERS — None.

SACKS

BEARS — Dent 3-22, Roper 1-5.

BUCCANEERS — Seals 1-10, McCants 1-9, Thomas 1-8.

GAME 16
SAN FRANCISCO 52, BEARS 14
 Candlestick Park (60,419)
 Monday, December 23, 1991

CHICAGO	0	0	7	7	—	14
SAN FRANCISCO	7	17	0	28	—	52

49ERS — Williams 2-yard pass from Young (Cofer kick), (9 plays, 76 yards). **49ERS** — Rice 3-yard pass from Young (Cofer kick), (10-97). **49ERS** — Rice 69-yard pass from Young (Cofer kick), (1-69). **49ERS** — Cofer 41-yard field goal (10-64). **BEARS** — Anderson 26-yard pass from Harbaugh (Butler kick), (6-72). **49ERS** — Young 2-yard run (Cofer kick), (5-55). **49ERS** — Griffin 99-yard fumble return (Cofer kick), (0-99). **49ERS** — Sydney 2-yard run (Cofer kick), (1-2). **BEARS** — Waddle 11-yard pass from Willis (Butler kick), (6-89). **49ERS** — Sherrard 15-yard pass from Musgrave (Cofer kick), (7-56).

Team statistics	49ers	Bears
First downs	30	21
Total net yards	486	404
Rushes-yards	24-95	24-115
Att-comp-yds	37-25-371	35-23-309
Times thrown-yds lost	0-0	2-8
Int-TDs	1-4	1-2
Punts-avg.	3-37.3	5-38.4
Penalties-yards	8-62	5-65
Fumbles-lost	1-1	3-2
Time of possession	28:30	31:30

RUSHING

BEARS — Harbaugh 5-48, Green 7-20, Anderson 8-13, Willis 1-8, Muster 3-6.

49ERS — Young 8-63, Carter 9-36, Tillman 6-14, Sydney 1-2.

RECEIVING

BEARS — Davis 6-136, Anderson 6-76, Waddle 5-49, Muster 5-40, Jennings 1-16

49ERS — Rice 5-125, Taylor 6-67, Jones 4-61, Sherrard 3-47, Carter 3-46, Rathman 1-16, Sydney 1-7, Williams 1-2, Tillman 1-0.

PASSING

BEARS — Harbaugh 24-17-212, 1 TD; Willis 11-6-105, 1 TD, 1 int.

49ERS — Young 32-21-338, 3 TDs; Musgrave 5-4-33, 1 TD.

INTERCEPTIONS

BEARS — None.

49ERS — Lewis 1-20.

SACKS

BEARS — None.

49ERS — Haley 1-8, Holt 1-0.

The Dallas-Chicago 1991 First Round Playoff Game summary can be found on page 227.

RECORDS SET IN 1991

INDIVIDUAL

Pro Bowls, career (tied)	9 — Mike Singletary (1984-92) 9 — Walter Payton (1976; 78-81; 84-87)
Pro Bowls, consecutive	9 — Mike Singletary (1984-92) 8 — Bill George (1955-62) Dick Butkus (1966-73)
Field Goals, lifetime*	153 — Kevin Butler (1985-91) 128 — Bob Thomas (1975-84)
Field Goals Attempted, lifetime	211 — Kevin Butler (1985-91) 205 — Bob Thomas (1975-84)
Field Goal Percentage, lifetime	72.5 — Kevin Butler, 1985-91 (153 of 211) 62.4 — Bob Thomas, 1975-84 (128 of 205)
50-yard Field Goals, lifetime*	8 — Kevin Butler (1985-91) 4 — Bob Thomas (1975-84)
Extra Points, lifetime	263 — Kevin Butler (1985-91) 247 — George Blanda (1949-58)
Extra Point Attempts, lifetime	272 — Kevin Butler (1985-91) 268 — Bob Thomas (1975-84)
Passing Attempts, season	478 — Jim Harbaugh, 1991 436 — Vince Evans, 1981
Completions, season	275 — Jim Harbaugh, 1991 225 — Bill Wade, 1982
Lowest Interception Pct, lifetime	2.51 — Jim Harbaugh, 1987-91 (27 int, 1,076 att) 3.70 — Jim McMahon, 1982-88 (56 int, 1,513 att)
Punt Fair Catches, game	5 — Johnny Bailey, 10/17/91 4 — Cecil Turner, 10/28/68 Steve Schubert, 10/8/78; 12/10/78
Kickoff Returns, lifetime*	176 — Dennis Gentry (1982-91) 108 — Cecil Turner (1968-73)
Kickoff Return Yards, lifetime*	4,023 — Dennis Gentry (1982-91) 2,781 — Cecil Turner (1968-73)
Punts Had Blocked, lifetime (tied)	5 — Maury Buford, (1985-6; 89-91) Ed Brown (1954-61) Bob Parsons (1972-83)
Quarterback Sacks, lifetime*	104.5 — Richard Dent (1983-91) 81.5 — Jim Osborne (1972-84)



RECORDS SET IN 1991

TEAM

Most First Downs Passing	168 — 1991 (16 games) 156 — 1987 (15 games)
Most Passing Attempts, season	497 — 1991 (16 games) 494 — 1964 (14 games)
Most Completions, season	286 — 1991 (16 games) 282 — 1964 (14 games) 272 — 1987 (15 games)
Most Passing Yards, season	3,120 — 1991 (16 games) 3,104 — 1954 (12 games) 3,103 — 1983 (16 games)
Fewest Penalties, game (tied)	0 — at Detroit, 11/28/91 vs. Minnesota, 10/23/72 at Cleveland, 10/9/38
Most Touchdowns Allowed, game (tied)	7 — at San Francisco, 12/23/91 at SF, 9/19/65; at Balt 9/27/64; at GB 9/30/62
Most Points Allowed, fourth quarter (tied)	28 — at San Francisco, 12/23/91 at LA Rams 10/26/52; vs. GB 11/6/55

POST-SEASON

Points, career*	66 — Kevin Butler (1985-91) 33 — Jack Manders (1933-41)
Passing Attempts, game	44 — Jim Harbaugh, vs. Dal, 12/29/91 36 — Mike Tomczak, at NYG, 1/13/91
Completions, game	22 — Jim Harbaugh, vs. Dal, 12/29/91 17 — Mike Tomczak, at NYG, 1/13/91
Receptions, game	9 — Tom Waddle, vs. Dal, 12/29/91 7 — Wendell Davis, vs. Dal, 12/29/91 Walter Payton, vs. Rams, 1/12/86
Opponent Rushing Yards, game	105 — Emmitt Smith, vs. Dal, 12/29/91 94 — Ken Strong, at NYG, 12/9/34

* extended own record

1991 FINAL RANKINGS

OFFENSE

	Number	NFL Rank	Teams ahead of Chicago
First Downs-Rushing	120	5t	Washington (133), Buf, Det, Den (tied)
First Downs-Penalty	29	1t	NY Jets
Punt Returns	47	2	Philadelphia (53)
Penalties	79	4	Miami (62), Dal, Phx
Penalty Yardage	657	3	Miami (516), Dal
Time of Possession	33:01	4	New Orleans (33:58), Jets, Phil
Rushing Touchdowns	18	4t	Washington (21), Det, SF, Min (tied)

DEFENSE

First Downs Allowed	254	5	Philadelphia (206), NO, Den, Wash
First Downs Rushing	77	4	Philadelphia (53), NO, Wash
First Downs Penalty	13	3t	New Orleans (12), Sea, Ind (tied), Phx (tied)
Net Yards Allowed	4507	4	Philadelphia (354), NO, Wash
Average Yards Per Game	281.7	4	Philadelphia (221.8), NO, Wash
Total Rushes	389	5	New Orleans (334), Wash, Jets, Phil
Punt Returns	28	3t	Buffalo (15), KC, Dal (tied), Den (tied)
Third Down Pct. Allowed	33.2	4	New Orleans (26.1), Phil, Den

	Offense	NFC	NFL	Defense	NFC	NFL
Total yards/game	316.8	6	11	281.7	4	4
Rushing yards/game	121.8	4	9	98.8	7	10
Passing yards/game	195.0	7	13	182.9	6	8
Points/game	18.7	8	14	16.8	5	9

HONORS AND AWARDS

Neal Anderson	Pro Bowl (4th time)
Mark Carrier	Pro Bowl (2nd time) First-team all-pro (<i>Sporting News, College and Pro Football Newsweekly</i>)
Richard Dent	NFC Defensive Player of the Week (Week 16)
Shaun Gayle	Pro Bowl (1st time)
Jay Hilgenberg	Pro Bowl (7th time) First-team all-pro (<i>College and Pro Football Newsweekly</i>) First-team all-NFC (UPI, <i>Pro Football Weekly</i>) Bears nominee for NFL Man of the Year
Steve McMichael	Second-team all-pro (Associated Press) First-team all-NFC (<i>Football News</i>)
John Roper	NFC Defensive Player of the Week (Week 2)
Mike Singletary	Pro Bowl (9th time) First-team all-pro (Associated Press, <i>The Sporting News</i>) First-team all-NFC (UPI)

RECORDS & HISTORY



Michael McCaskey acknowledged Mike Ditka's 100th career coaching win at the club's minicamp in May. McCaskey presented Ditka with a crystal sculpture of the Chicago skyline with Soldier Field as the centerpiece. The stadium scoreboard has the score of Ditka's 100th win — a 27-13 decision against the Packers in Chicago on December 8, 1992.



THE LAST TIME ...

Blocked Extra Point

- By Bears — Al Harris, vs. Det., 12/11/88 (Ed Murray kicker)
- By Opp. — Michael Brim, at Min., 12/3/89 (Kevin Butler kicker)

Blocked Field Goal

- By Bears — James Williams, vs. Buf., 9/29/91 (Scott Norwood 49-yard attempt)
- By Opp. — Ricky Reynolds, at TB, 11/4/90, wide right (Kevin Butler 40-yard attempt)

Blocked Field Goal for TD

- By Bears — Virgil Livers, vs. Raiders, 10/1/78 (Mike Spivey returned 71 yards for TD)
- By Opp. —

Blocked Punt

- By Bears — Glen Kozlowski, vs. Det., 12/17/89 (Jim Arnold punter)
- By Opp. — Mark Logan, vs. Mia., 11/24/91 (Maury Buford punter)

Blocked Punt for TD

- By Bears — Egypt Allen, at Phil., 10/4/87 (Anthony Mosley returned 9 yards for TD)
- By Opp. — Eric Howard, vs. NY Giants, 9/14/87 (Tom Flynn recovered in endzone)

Defensive Lineman Scored TD

- By Bears — Richard Dent (DE), at Det., 12/16/90 (45-yard fumble return)
- By Opp. — Greg Townsend (DE), at LA Raid., 9/30/90 (recovered fumble in endzone)

Fumble Returned for TD

- By Bears — Richard Dent, at Det., 12/16/90, 45 yards
- By Opp. — Don Griffin, at SF, 12/23/91, 99 yards

Intercepted Pass Returned for TD

- By Bears — Lemuel Stinson, at Min., 11/11/91, 37 yards
- By Opp. — Walker Lee Ashley, at Min., 12/19/88, 94 yards

Kickoff Returned for TD

- By Bears — Thomas Sanders, at Wash., 11/26/89, 93 yards
- By Opp. — Del Rodgers, vs. GB, 12/9/84, 97 yards

Linebacker Scored TD

- By Bears — Wilber Marshall, vs. Det., 10/26/86 (12-yard fumble return)
- By Opp. — Mike Merriweather, at Min., 11/25/90 (33-yard fumble return)

Missed Extra Point

- By Bears — Kevin Butler, vs. TB, 12/14/91, wide right
- By Opp. — Nick Lowery, vs. KC, 12/29/90, wide right

Offensive Lineman Caught a Pass

- By Bears — Mark Bortz, vs. Det., 10/26/86, 8 yards
- By Opp. —

Offensive Lineman Scored TD

- By Bears — William Wrightkin, 1953
- By Opp. — (None since at least 1962)

Punt Returned for TD

- By Bears — Johnny Bailey, at KC, 12/29/90, 95 yards
- By Opp. — Dana McLemore, at SF, 12/14/87, 83 yards

Safety

- By Bears — Steve McMichael, vs. GB, 11/27/88
- By Opp. — Kerry Goode, at TB, 11/20/88

Shutout

- By Bears — vs. Tampa Bay, 12/14/91, 27-0
- By Opp. — at SF, 12/24/89, 26-0

Regular season games only

THE LAST TIME BY THE NUMBERS ...

3 TDs Rushing

By Bears — Neal Anderson, at TB, 10/8/89

By Opp. — Larry Csonka, at Mia., 9/23/79

3 TDs Receiving

By Bears — Willie Gault, at NO, 9/18/83

By Opp. — Jerry Rice, at SF, 12/14/87

3 TD Passes

By Bears — Jim Harbaugh, vs. GB, 12/17/89

By Opp. — Steve Young, at SF, 12/23/91

4 TDs Rushing

By Bears — Bobby Douglass, at GB, 11/4/73

By Opp. — Jim Taylor, vs. GB, 11/4/62

4 TDs Receiving

By Bears — Mike Ditka, at LA Rams, 10/13/63

By Opp. — Never

4 TD Passes

By Bears — Jack Concannon, vs. GB, 12/13/70

By Opp. — Rodney Peete at Det., 12/16/90

4 Field Goals

By Bears — Kevin Butler, vs. Min, 9/23/90 (4 for 5)

By Opp. — Mike Cofer, at SF, 12/24/89 (4 for 4)

5 TD Passes

By Bears — Ray Buivid, vs. Chicago Cards, 12/5/37

By Opp. — Tommy Kramer, at Min., 11/28/82

5 Field Goals

By Bears — Mac Percival, at Phil., 10/20/68 (5 for 5)

By Opp. — Nick Lowery, vs. KC, 12/29/90 (5 for 5)

100-yards Rushing

By Bears — Brad Muster, at Ind., 11/17/91 (101 yards on 15 carries)

By Opp. — Thurman Thomas, at Buf., 9/29/91 (117 yards on 25 carries)

100-yards Receiving

By Bears — Wendell Davis, at SF, 12/23/91 (136 yards on 6 receptions)

By Opp. — Jerry Rice, at SF, 12/23/91 (125 yards and 1 TD on 5 receptions)

100-yards Rushing and Receiving

By Bears — Walter Payton (104 rush, 102 rec), at LA Rams, 12/26/82

By Opp. —

2 100-yard Rushers

By Bears — Matt Suhey (102) and Walter Payton (107), vs. Det, 11/10/85

By Opp. — Otis Armstrong (116) and Norris Weese (120), vs. Den., 12/12/76

2 100-yard Receivers

By Bears — Willie Gault (146) and Dennis McKinnon (133), at Min., 9/19/85

By Opp. — Art Monk (152) and Gary Clark (124), at Wash., 11/26/89

3 100-yard Receivers

By Bears — Never

By Opp. — George Farmer (183), Preston Dennard (122), Wendell Tyler (102) at Rams 12/26/82

200-yards Rushing

By Bears — Walter Payton, vs. Min., 11/20/77 (275 yards on 40 carries)

By Opp. — Earl Campbell, vs. Hou., 11/16/80 (206 yards on 31 carries)

200-yards Receiving

By Bears — Johnny Morris, at Dal., 11/18/62 (201 yards on 10 receptions)

By Opp. — Bernie Casey, vs. SF, 11/13/66 (225 yards on 12 receptions)

300-yards Passing

By Bears — Jim Harbaugh, vs. NYJ, 9/23/91 (28 of 42 for 303; 1 TDs) in OT

By Opp. — Steve Young, at SF, 12/23/91 (21 of 32 for 338; 3 TDs)

400-yards Passing

By Bears — Bill Wade, at Dal., 11/18/62 (28 of 46 for 466; 2 TDs)

By Opp. — Mark Rypien, at Wash., 11/26/89 (30 of 47 for 401; 4 TDs)



BEARS INDIVIDUAL RECORDS

SERVICE

PLAYER

Pro Bowls (years are when Pro Bowl was played)

9 Walter Payton, 1976; 78-81; 84-87

Mike Singletary, 1984-92

8 Bill George, 1955-62

Doug Atkins, 1958-64; 66

Dick Butkus, 1966-73

7 Stan Jones, 1956-62

Jay Hilgenberg, 1986-92

Seasons

14 Bill George, 1952-65

Doug Buffone, 1966-79

13 George Trafton, 1920-32

Clyde (Bulldog) Turner, 1940-52

Jim Osborne, 1972-84

Walter Payton, 1975-87

Games

190 Walter Payton, 1975-87

186 Doug Buffone, 1966-79

185 Jim Osborne, 1972-84

Starts

184 Walter Payton, 1975-87

156 Mike Singletary, 1981-91

154 Jim Osborne, 1972-84

Consecutive games

186 Walter Payton, 1975-87

179 Mike Hartenstine, 1975-86

167 Bob Parsons, 1972-83

COACH

Seasons

40 George Halas, 1920-29, 33-42, 46-55, 58-67

10 Mike Ditka, 1982-91

4 Hunk Anderson/

Luke Johnsos (co-coaches), 1942-45

Jim Dooley, 1968-71

Neill Armstrong, 1978-81

SCORING

POINTS

Lifetime

750 Walter Payton, 1975-87 (125 TD)

722 Kevin Butler, 1985-91 (263 XP, 153 FG)

629 Bob Thomas, 1975-84 (245 XP, 128 FG)

Season

144 Kevin Butler, 1985 (51 XP, 31 FG)

132 Gale Sayers, 1965 (22 TD)

120 Kevin Butler, 1986 (36 XP, 28 FG)

Game

36 Gale Sayers, 12/12/65 (6 TD)

24 Last: Bobby Douglass, 11/4/73

Consecutive games

83 George Blanda, 10/28/51-11/9/58

55 Bob Thomas, 12/2/79-12/16/84

41 Kevin Butler, 9/8/85-12/6/87

TOUCHDOWNS

(Rushes-receptions-returns)

Lifetime

125 Walter Payton, 1975-87 (110-15-0)

59 Rick Casares, 1955-64 (49-10-0)

56 Gale Sayers, 1965-71 (39-9-8)

Neal Anderson, 1986-91 (42-14-0)

Season

22 Gale Sayers, 1965 (14-6-2)

16 Walter Payton, 1977; 1979 (14-2-0)

15 Neal Anderson, 1989 (11-4-0)

Game

61 Gale Sayers, 12/12/65 (4-1-1)

4 Last: Bobby Douglass, 11/4/73

Consecutive games

8 Rick Casares, 11/1/59-9/25/60

7 Ken Kavanaugh, 11/2-12/14/47

Willie Galimore, 9/28-11/9/58

Gale Sayers, 10/26-12/6/69

Walter Payton, 10/3-11/14/76

EXTRA POINTS MADE

Lifetime

263 Kevin Butler, 1985-91

247 George Blanda, 1949-58

245 Bob Thomas, 1975-84

Season

52 Roger Leclerc, 1965

51 Kevin Butler, 1985

45 George Blanda, 1956

Game

8 Bob Snyder, 11/14/43

7 Last: Bob Thomas 12/7/80

EXTRA POINTS ATTEMPTS

Lifetime

272 Kevin Butler, 1985-91

268 Bob Thomas, 1975-84

250 George Blanda, 1949-58

Season

52 Ray (Scooter) McLean, 1947

Roger Leclerc, 1965

51 Kevin Butler, 1985

47 George Blanda, 1956

Game

9 Bob Thomas, 12/7/80

8 Bob Snyder, 11/14/43

George Blanda, 10/21/56

Roger Leclerc, 11/25/62

CONSECUTIVE EXTRA POINTS

Lifetime

- 156 George Blanda, 10/28/51-10/21/56
143 Mac Percival, 11/19/67-11/4/73

Season

- 52 Roger Leclerc, 1965
51 **Kevin Butler, 1985**
37 George Blanda, 1955

Game

- 8 Bob Snyder, 11/14/43
7 Last: Bob Jencks, 10/13/63

FIELD GOALS MADE

Lifetime

- 153 **Kevin Butler, 1985-91**
128 Bob Thomas, 1975-84
99 Mac Percival, 1967-73

Season

- 31 **Kevin Butler, 1985**
28 **Kevin Butler, 1986**
26 **Kevin Butler, 1990**

Game

- 5 Roger Leclerc, 12/3/61
Mac Percival, 10/20/68
4 Last: **Kevin Butler, 9/23/90**

Long

- 55 Bob Thomas, 11/23/75
52 Lee Artoe, 10/27/40
Bob Thomas, 11/11/84; 11/18/84
Kevin Butler, 9/22/86; 11/8/87; 11/29/87; 9/23/90
51 John Roveto, 11/21/82
Kevin Butler, 9/23/90; 10/7/90

50+ Yards (lifetime)

- 8 **Kevin Butler, 1985-91**
4 Bob Thomas, 1975-84
2 Mac Percival, 1967-73

FIELD GOAL ATTEMPTS

Lifetime

- 211 **Kevin Butler, 1985-91**
205 Bob Thomas, 1975-84
201 George Blanda, 1949-58

Season

- 41 **Kevin Butler, 1986**
38 **Kevin Butler, 1985**
37 **Kevin Butler, 1990**

Game

- 7 Roger Leclerc, 11/17/63
6 George Blanda, 11/3/57
Kevin Butler, 9/19/85; 9/14/86; 11/8/87

* NFL Record

† Tied NFL Record

CONSECUTIVE FIELD GOALS

Lifetime

- 24* **Kevin Butler, 10/16/88-12/3/89**
18 **Kevin Butler, 9/14-11/16/86**
14 **Kevin Butler, 11/8-12/6/87**

Game (no misses)

- 5 Roger Leclerc, 12/3/61
Mac Percival, 10/20/68
4 Last: **Kevin Butler, 9/24/89**

Games

- 13 **Kevin Butler, 11/10/85-10/12/86; 9/9-12/9/90**
12 George Blanda, 11/11/56-11/3/57
10 George Blanda, 11/14/54-11/20/55
Mac Percival, 10/13/68-12/15/68

FIELD GOAL PCT.

Lifetime (25+ attempts)

- 72.5 **Kevin Butler, 1985-91, (153 of 211)**
62.4 Bob Thomas, 1975-84, (128 of 205)
54.4 Mac Percival, 1967-73, (99 of 182)

Season (10+)

- 81.6 **Kevin Butler, 1985, (31 of 38)**
78.9 **Kevin Butler, 1988; 1989, (15 of 19)**
78.5 Bob Thomas, 1984, (22 of 28)

SAFETIES

Lifetime

- 3 **Steve McMichael, 1981-1989**

RUSHING

ATTEMPTS

Lifetime

- 3,838* Walter Payton, 1975-87
1,386 Rick Casares, 1955-67
1,157 **Neal Anderson, 1986-91**

Season

- 381 Walter Payton, 1984
369 Walter Payton, 1979
339 Walter Payton, 1977; 1981

Game

- 40 Walter Payton, 11/20/77
39 Walter Payton, 10/7/79
38 Walter Payton, 11/26/81

YARDS GAINED

Lifetime

- 16,726* Walter Payton, 1975-87
5,657 Rick Casares, 1955-64
4,956 Gale Sayers, 1965-71
4,938 **Neal Anderson, 1986-91**

Season

- 1,852 Walter Payton, 1977
1,684 Walter Payton, 1974
1,610 Walter Payton, 1979

Game

- 275* Walter Payton, 11/20/77
205 Walter Payton, 10/30/77
Gale Sayers, 11/3/68
197 Gale Sayers, 12/18/66

Long

- 86 Bill Osmanski, (TD) 10/15/39
85 Pete Stinchcomb, (TD) 11/20/21
82 Beattie Feathers, (TD) 10/10/34

1,000 YARDS

Seasons

- 10* Walter Payton, 1976-81; 83-86
3 **Neal Anderson, 1988-90**
2 Gale Sayers, 1966; 69

Consecutive seasons

- 6 Walter Payton, 1976-81
4 Walter Payton, 1983-86
3 **Neal Anderson, 1988-90**

200-YARD GAMES

Lifetime

- 2 Walter Payton, 1975-87
1 Gale Sayers, 1965-71

Season

- 2 Walter Payton, 1977
1 Gale Sayers, 1968

100-YARD GAMES

Lifetime

- 77* Walter Payton, 1975-87
20 Gale Sayers, 1965-71
13 Rick Casares, 1955-64
Neal Anderson, 1986-91

Season

- 10 Walter Payton, 1977; 1985
9 Walter Payton, 1979; 1984
8 Walter Payton, 1980

Consecutive games

- 9 Walter Payton, 10/13-12/8/85
6 Walter Payton, 9/9-10/14/84
5 Walter Payton, 11/13-12/11/77

AVERAGE GAIN

Lifetime (250+ attempts)

- 6.6 Bobby Douglass, 1969-75
5.8 Beattie Feathers, 1934-37
5.0 Gale Sayers, 1965-71

Season (100+)

- 9.9* Beattie Feathers, 1934
6.9 Bobby Douglass, 1972
6.2 Gale Sayers, 1968

Game (10+)

- 11.8 Joe Maniaci, 10/2/39
11.6 Gale Sayers, 12/18/66
11.2 Rick Casares, 12/16/56

TOUCHDOWNS

Lifetime

- 110* Walter Payton, 1975-87
49 Rick Casares, 1955-64
42 **Neal Anderson, 1986-91**

Season

- 14 Walter Payton, 1977; 1979
Gale Sayers, 1965
13 Walter Payton, 1976
12 Rick Casares, 1956
Neal Anderson, 1988

Game

- 4 Rick Casares, 10/28/56; 12/6/59
Gale Sayers, 12/12/65
Bobby Douglass, 11/4/73
3 **Last: Neal Anderson, 10/8/89**

Consecutive games

- 7 Gale Sayers, 10/26-12/6/69
Walter Payton, 10/3-11/14/76
6 Beattie Feathers, 9/30-10/28/34
Johnny Lujack, 10/1-11/12/50
Rick Casares, 11/1-12/6/59
Gale Sayers, 11/14-12/19/65
5 **Last: Neal Anderson, 10/7-11/11/90**

PASSING

QB RATING

Lifetime (400+ attempts)

- 80.4 Jim McMahon, 1982-88
75.0 Sid Luckman, 1939-50
74.1 **Jim Harbaugh, 1987-91**

Season (100+)

- 107.8 Sid Luckman, 1943
97.8 Jim McMahon, 1984
95.5 Sid Luckman, 1941

ATTEMPTS

Lifetime

- 1,744 Sid Luckman, 1939-50
1,513 Jim McMahon, 1982-88
1,407 Bill Wade, 1961-66

Season

- 478 **Jim Harbaugh, 1991**
436 Vince Evans, 1981
412 Bill Wade, 1962

Game

- 57 Bill Wade, 10/25/64
52 Johnny Lujack, 10/23/49
50 Jack Concannon, 12/20/70

COMPLETIONS

Lifetime

- 904 Sid Luckman, 1939-50
874 Jim McMahon, 1982-88
767 Bill Wade, 1961-66

Season

- 275 **Jim Harbaugh, 1991**
- 225 Bill Wade, 1962
- 195 Vince Evans, 1981

Game

- 33 Bill Wade, 10/25/64
- 31 Virgil Carter, 12/6/69
- 29 Johnny Lujack, 10/23/49

Consecutive

- 13 Rudy Bukich, 11/22-11/26/64
- 11 Mike Tomczak, 10/2/89
- 10 Vince Evans, 12/7/80
- Jim Harbaugh, 11/25/90; 12/2/90**

Long

- 98 Bill Wade, 10/8/61 (TD to John Farrington)
- 93 Jack Concannon, 11/19/67 (TD to Dick Gordon)
- 91 Ed Brown, 10/16/60 (TD to Willard Dewveall)

COMPLETION PERCENTAGE

Lifetime (250+ completions)

- 57.76 Jim McMahon, 1982-88 (874 of 1,513)
- 57.71 Jim Harbaugh, 1987-91 (621 of 1,076)**
- 54.5 Bill Wade, 1961-66 (767 of 1,407)

Season (60+)

- 62.4 Jim Harbaugh, 1989 (111 of 178)**
- 61.9 Rudy Bukich, 1964 (99 of 160)
- 59.5 Jim McMahon, 1987 (125 of 210)

Games (10+)

- 86.7 Bob Williams, 10/12/52 (13 of 15)
- 83.3 Gene Ronzani, 10/22/44 (10 of 12)
- Ed Brown, 11/20/55 (15 of 18)
- Bill Wade, 11/8/64 (10 of 12)

YARDS

Lifetime

- 14,686 Sid Luckman, 1939-50
- 11,203 Jim McMahon, 1982-88
- 9,958 Bill Wade, 1961-66

Season

- 3,172 Bill Wade, 1962
- 3,121 Jim Harbaugh, 1991**
- 2,712 Sid Luckman, 1947

Game

- 468 Johnny Lujack, 12/11/49
- 466 Bill Wade, 11/18/62
- 433 Sid Luckman, 11/14/43

300-YARD GAMES

Lifetime

- 9 Bill Wade, 1961-66
- 4 George Blanda, 1949-58
- 3 Sid Luckman, 1939-50
- Johnny Lujack, 1949-51
- Vince Evans, 1977-82

Season

- 4 Bill Wade, 1962
- 3 Bill Wade, 1961

Consecutive games

- 2 Sid Luckman, 10/12-10/19/47
- George Blanda, 10/17-10/24/54
- Bill Wade, 10/14-10/21/62; 11/18-11/25/62

TOUCHDOWN PASSES

Lifetime

- 137 Sid Luckman, 1939-50
- 68 Bill Wade, 1961-66
- 67 Jim McMahon, 1982-88

Season

- 28 Sid Luckman, 1943
- 24 Sid Luckman, 1947
- 23 Johnny Lujack, 1949

Game

- 7* Sid Luckman, 11/14/43
- 6 Johnny Lujack, 12/11/49
- 5 Ray Buivid, 12/5/37

Consecutive games

- 19 Sid Luckman, 11/22/42-11/26/44
- 14 Sid Luckman, 10/12/47-10/17/48

PASSES INTERCEPTED

Lifetime

- 132 Sid Luckman, 1939-50
- 88 Ed Brown, 1954-61
- 70 George Blanda, 1949-58

Season

- 31 Sid Luckman, 1947
- 24 Bill Wade, 1962
- George Blanda, 1953
- 22 Johnny Lujack, 1949

Game

- 7 Edmund (Zeke) Bratkowski, 10/2/60
- 5 Last: Larry Rakestraw, 11/22/68

PASSES NOT INTERCEPTED

Consecutive

- 173 Jim Harbaugh, 10/28-12/9/90**
- 134 Jim McMahon, 9/2-11/4/84

Game

- 46 Bill Wade, 10/11/64
- 42 Jim Harbaugh, 9/23/91**
- 40 Jim Harbaugh, 11/24/91**

LOWEST INTERCEPTION PCT.

Lifetime (400+attempts)

- 2.51 Jim Harbaugh, 1987-91 (27 int, 1,076 att)**
- 3.70 Jim McMahon, 1982-88 (56 int, 1,513 att)
- 4.69 Bill Wade, 1961-66 (66 int, 1,407 att)

Season (100+)

- 1.40 Jim McMahon, 1984 (2 int, 143 att)
 1.92 **Jim Harbaugh, 1990 (6 int, 312 att)**
 2.88 Rudy Bukich, 1965 (9 int, 312 att)

AVERAGE GAIN PER ATTEMPT**Lifetime (400+ passes)**

- 8.42 Sid Luckman, 1939-50
 8.23 Bernie Masterson, 1934-40
 7.79 Johnny Lujack, 1948-51

Season (100+)

- 10.86 Sid Luckman, 1943
 9.924 Sid Luckman, 1941
 9.923 Ed Brown, 1956

Game (10+)

- 17.1 Charlie O'Rourke, 11/22/42
 16.9 Sid Luckman, 10/5/41
 16.7 Gene Ronzani, 10/22/44

RECEIVING**RECEPTIONS****Lifetime**

- 492 Walter Payton, 1975-87
 356 Johnny Morris, 1958-67
 316 Mike Ditka, 1961-66

Season

- 93 Johnny Morris, 1964
 75 Mike Ditka, 1964
 71 Dick Gordon, 1970

Game

- 14 Jim Keane, 10/23/49
 13 Mike Ditka, 10/25/64
 11 Johnny Morris, 10/11/64

Consecutive Games

- 49 Mike Ditka, 12/3/61-10/10/65
 45 Walter Payton, 12/16/84-12/27/87
 34 Willie Gault, 11/17/85-12/27/87

YARDS**Lifetime**

- 5,059 Johnny Morris, 1958-67
 4,616 Harlon Hill, 1954-61
 4,538 Walter Payton, 1975-87

Season

- 1,200 Johnny Morris, 1964
 1,128 Harlon Hill, 1956
 1,124 Harlon Hill, 1954

Game

- 214 Harlon Hill, 10/31/54
 201 Johnny Morris, 11/18/62
 198 Harlon Hill, 10/21/56

Long

- 98 John Farrington (TD), 10/8/61
 93 Dick Gordon (TD), 11/19/67
 91 Willard Deweall (TD), 10/16/60

1,000 YARDS**Seasons**

- 2 Harlon Hill, 1954; 1956
 1 Mike Ditka, 1961
 Johnny Morris, 1964
 Dick Gordon, 1970

100-YARD GAMES**Lifetime**

- 19 Harlon Hill, 1954-61
 15 Johnny Morris, 1958-67
 14 Mike Ditka, 1961-66

Season

- 7 Harlon Hill, 1954
 6 Harlon Hill, 1956
 Johnny Morris, 1964
 5 Mike Ditka, 1961

Consecutive games

- 3 Harlon Hill, 11/11-11/25/56
 2 Last: Willie Gault, 9/18-9/25/83

AVERAGE GAIN**Lifetime (100+ attempts)**

- 22.4 Ken Kavanaugh, 1940-41, 45-50
 21.7 Ray (Scooter) McLean, 1940-47
 20.4 Harlon Hill, 1954-61

Season (30+)

- 25.6 Ken Kavanaugh, 1947
 25.0 Harlon Hill, 1954
 24.0 Harlon Hill, 1956

Game (4+)

- 44.8 Dick Gordon, 11/19/67
 37.5 Gene Schroeder, 12/16/51
 37.0 Billy Stone, 11/23/52

TOUCHDOWNS**Lifetime**

- 50 Ken Kavanaugh, 1940-41, 45-50
 40 Harlon Hill, 1954-61
 35 Dick Gordon, 1965-71

Season

- 13 Ken Kavanaugh, 1947
 Dick Gordon, 1970
 12 Harlon Hill, 1954
 Mike Ditka, 1961
 11 Harlon Hill, 1956

Game

- 4 Harlon Hill, 10/31/54
 Mike Ditka, 10/13/63
 3 Last: Willie Gault, 9/18/83

Consecutive games

- 7 Ken Kavanaugh, 11/2-12/14/47
 5 Mike Ditka, 10/22-11/19/61
 Dennis McKinnon, 9/8-10/5/85

* NFL Record

† Tied NFL Record

INTERCEPTIONS

INTERCEPTIONS BY

Lifetime

- 38 Gary Fencik, 1976-87
- 37 Richie Petitbon, 1959-68
- 27 Bennie McRae, 1962-70

Season

- 10 **Mark Carrier, 1990**
- 9 Roosevelt Taylor, 1963
- 8 Clyde (Bulldog) Turner, 1942
- Johnny Lujack, 1948
- Richie Petitbon, 1963
- Vestee Jackson, 1988

Game

- 3 Hank Margarita, 11/11/45
- Johnny Lujack, 9/26/48
- Richie Petitbon, 9/24/67
- Curtis Gentry, 11/19/67
- Ross Brupbacher, 12/12/76
- Mark Carrier, 12/9/90**
- 2 **Last: Markus Paul, 9/1/91**

Consecutive games

- 4 Last: Dave Duerson, 9/14-10/5/86

YARDS RETURNED

Lifetime

- 643 Richie Petitbon, 1959-68
- 485 Bennie McRae, 1962-70
- 483 Gary Fencik, 1976-87

Season

- 212 Richie Petitbon, 1962
- 182 JC Caroline, 1956
- 172 Don Kindt, 1953
- Roosevelt Taylor, 1963

Game

- 101 Richie Petitbon, 12/9/62
- 96 Clyde (Bulldog) Turner, 10/26/47
- Roosevelt Taylor, 10/20/68
- 92 Todd Bell, 11/22/81

Long

- 101 Richie Petitbon, (TD) 12/9/62
- 96 Clyde (Bulldog) Turner, (TD) 10/26/47
- Roosevelt Taylor, (TD) 10/20/68
- 92 Todd Bell, (TD) 11/22/81

TOUCHDOWNS

Lifetime

- 4 Bennie McRae, 1962-70
- 3 Richie Petitbon, 1959-68
- Roosevelt Taylor, 1961-69

Season

- 2 Jerry Weatherly, 1950
- JC Caroline, 1956
- Bennie McRae, 1967

Game

- 1 **Last: Lemuel Stinson, 11/11/91**

PUNTING

PUNTS

Lifetime

- 878 Bob Parsons, 1972-83
- 833 Bobby Joe Green, 1962-73
- 354 **Maury Buford, 1985-86; 89-91**

Season

- 114* Bob Parsons, 1981
- 99 Bob Parsons, 1976
- 96 Bob Parsons, 1978

Game

- 14 Keith Molesworth, 12/10/33
- 11 Last: Dave Finzer, 12/3/84

YARDS

Lifetime

- 35,057 Bobby Joe Green, 1962-73
- 34,180 Bob Parsons, 1972-83
- 14,451 **Maury Buford, 1985-86; 89-91**

Season

- 4,531 Bob Parsons, 1981
- 3,726 Bob Parsons, 1976
- 3,625 Bob Parsons, 1975

Game

- 517 Keith Molesworth, 12/10/33
- 476 Bob Parsons, 11/6/77
- 471 George Gulyanics, 11/14/48

Long

- 94 Joe Lintzenich, 11/16/31
- 87 Dave Finzer, 10/7/84
- 81 Bob Parsons, 12/4/82

GROSS AVERAGE

Lifetime (75+ punts)

- 44.5 George Gulyanics, 1947-52
- 42.1 Bobby Joe Green, 1962-73
- 41.9 Fred (Curley) Morrison, 1950-53

Season (30+)

- 46.5 Bobby Joe Green, 1963
- 44.5 Bobby Joe Green, 1964
- 44.2 George Gulyanics, 1948

Game (4+)

- 57.3 Fred (Curley) Morrison, 11/16/52
- 54.6 **Maury Buford, 10/21/85**
- 54.0 **Maury Buford, 10/6/85**

INSIDE 20

Lifetime

- 158 Bob Parsons, 1972-83
- 94 **Maury Buford, 1985-86; 89-91**
- 27 Bryan Wagner, 1987-88

Season

- 31 Bob Parsons, 1981
- 26 Bob Parsons, 1979
- Dave Finzer, 1984
- 22 **Maury Buford, 1990**

Game

- 5 Bob Parsons, 11/6/77
- 4 Bob Parsons, 12/9/79
- Dave Finzer, 10/7/84; 12/3/84
- Maury Buford, 10/2/89**
- 3 **Last: Maury Buford, 12/2/90**

HAD BLOCKED**Lifetime**

- 5 Ed Brown, 1954-61
- Bob Parsons, 1972-83
- Maury Buford, 1985-86; 89-90**
- 4 Fred (Curley) Morrison, 1950-53

Season

- 2 **Last: Maury Buford, 1990**

Game

- 2 Jon Kilgore, 12/8/68
- Ray Stachowicz, 12/11/83
- 1 **Last: Maury Buford, 11/24/91**

PUNT RETURNS**RETURNS****Lifetime**

- 127 Dennis McKinnon, 1983-85;87-89
- 123 Jeff Fisher, 1981-84
- 112 George McAfee, 1940-41, 45-50

Season

- 58 Jeff Fisher, 1984
- 57 Lew Barnes, 1986
- 43 Jeff Fisher, 1981

Game

- 8 Jeff Fisher, 12/16/84
- 7 George McAfee, 10/15/50
- Ron Smith, 10/15/72
- Steve Schubert, 12/4/77
- Dennis McKinnon, 12/4/83

YARDS**Lifetime**

- 1,431 George McAfee, 1940-41, 45-50
- 1,171 Dennis McKinnon, 1983-85;87-89
- 1,137 Jeff Fisher, 1981-84

Season

- 509 Jeff Fisher, 1981
- 492 Jeff Fisher, 1984
- 482 Lew Barnes, 1986

Game

- 134 Gale Sayers, 12/12/65
- Dennis McKinnon, 9/14/87
- 108 George McAfee, 10/10/48
- 103 Jeff Fisher, 12/16/84

Long

- 95 Johnny Bailey (TD), 12/29/90
- 94 Dennis McKinnon (TD), 9/14/87
- 89 Ray (Scooter) McLean, (TD) 10/11/42

AVERAGE**Lifetime (50+ returns)**

- 12.8* George McAfee, 1940-41, 45-50
- 11.3 JR Boone, 1948-51
- 9.2 Jeff Fisher, 1981-84
- Dennis McKinnon, 1983-85;87-89

Season (1+ per game)

- 15.8 Harry Clark, 1943
- 14.9 Gale Sayers, 1965
- 14.5 George McAfee, 1947

Game (3+)

- 36.0 George McAfee, 10/10/48
- 34.0 Ray (Scooter) McLean, 10/11/42
- 26.8 Gale Sayers, 12/12/65
- Dennis McKinnon, 9/14/87

TOUCHDOWNS**Lifetime**

- 3 Ray (Scooter) McLean, 1940-47
- Steve Schubert, 1975-79
- Dennis McKinnon, 1983-85;87-89
- 2 George McAfee, 1940-41, 45-50
- Gale Sayers, 1965-71
- Steve Schubert, 1975-78

Season

- 2 Dennis McKinnon, 1987

Game

- 1 Last: Johnny Bailey, 12/29/90

FAIR CATCHES**Lifetime**

- 47 Steve Schubert, 1975-79
- 40 Jeff Fisher, 1981-84
- 32 Gale Sayers, 1965-71

Season

- 21 Steve Schubert, 1978
- 20 Jeff Fisher, 1981
- 17 Cecil Turner, 1968

Game

- 5 Johnny Bailey, 10/17/91
- 4 Cecil Turner, 10/27/68
- Steve Schubert, 10/8/78; 12/10/78
- 3 Last: Johnny Bailey, 9/9/90

KICKOFF RETURNS**RETURNS****Lifetime**

- 176 Dennis Gentry, 1982-90**
- 108 Cecil Turner, 1968-73
- 91 Gale Sayers, 1965-71

Season

- 31 Cecil Turner, 1971
- 30 Ron Smith, 1972
- 29 Brian Baschnagel, 1976

* NFL Record

† Tied NFL Record

Game

- 8 Brian Baschnagel, 11/6/77
 6 Last: Dennis Gentry, 12/23/91

YARDS**Lifetime**

- 4,023 Dennis Gentry, 1982-91
 2,781 Gale Sayers, 1965-71
 2,616 Cecil Turner, 1968-73

Season

- 924 Ron Smith, 1972
 754 Brian Baschnagel, 1976
 752 Cecil Turner, 1970

Game

- 208 Ron Smith, 11/19/72
 185 Brian Baschnagel, 11/6/77
 178 Ron Smith, 12/17/72

Long

- 103 Gale Sayers, (TD) 9/17/67
 100 Don Bingham, (TD) 11/18/56
 99 Willie Galimore, (TD) 10/4/58
 Willie Gault, (TD) 9/29/85

AVERAGE**Lifetime (50+ returns)**

- 30.6* Gale Sayers, 1965-71
 26.6 Ron Smith, 1965, 70-72
 24.7 Charlie Bivins, 1960-65

Season (1+ per game)

- 37.7 Gale Sayers, 1967
 32.7 Cecil Turner, 1970
 31.7 Walter Payton, 1975

Game (3+)

- 52.0 Cecil Turner, 9/19/70
 48.7 Dick Gordon, 9/16/66
 48.3 Gale Sayers, 12/3/67

TOUCHDOWNS**Lifetime**

- 61 Gale Sayers, 1965-71
 4 Cecil Turner, 1968-73
 3 Dennis Gentry, 1982-91

Season

- 41 Cecil Turner, 1970
 3 Gale Sayers, 1967
 2 Gale Sayers, 1966

Game

- 1 Last: Thomas Sanders, 11/26/89

FUMBLES**FUMBLES****Lifetime**

- 85 Walter Payton, 1975-87
 35 Rick Casares, 1955-64
 34 Willie Galimore, 1957-63
 Gale Sayers, 1965-71

Season

- 14 Gary Huff, 1974
 13 Carl Garrett, 1973
 12 Chick Jagade, 1954
 Rudy Bukich, 1965

Game

- 4 Hugh Gallarneau, 12/1/46
 Rudy Bukich, 12/5/65
 Vince Evans, 11/15/81
 Rusty Lisch, 12/9/84
 3 Last: Jim Harbaugh, 11/28/91

OWN RECOVERED**Lifetime**

- 18 Walter Payton, 1975-87
 13 Gale Sayers, 1965-71
 10 Ed Brown, 1954-61

Season

- 7 Gary Huff, 1974
 6 Jack Concannon, 1970
 5 Bobby Douglass, 1972

Game

- 3 Gary Huff, 9/15/74
 Virgil Livers, 10/5/75

OPPONENTS' RECOVERED**Lifetime**

- 25 Dick Butkus, 1965-73
 21 Joe Fortunato, 1955-66
 17 Mike Hartenstine, 1975-86

Season

- 6 Dick Butkus, 1965
 5 Ed O'Bradovich, 1962
 4 Last: Mike Singletary, 1984

Game

- 2 Last: Egypt Allen, 10/18/87

YARDS RET. OWN FUMBLES**Lifetime**

- 36 John Adams, 1959-62
 24 Ike Hill, 1973-74
 22 Ron Bull, 1962-70

Season

- 36 John Adams, 1961 (11/19)
 24 Ike Hill, 1973 (11/12)
 21 Ron Bull, 1962 (11/4)

Game

(Same as "Season")

Long

(Same as "Season")

YARDS RET. OPP.'S FUMBLES**Lifetime**

- 128 Charlie Sumner, 1955, 58-60
 110 Ed Sprinkle, 1944-55
 98 George Halas, 1920-29

Season

- 101 Charlie Sumner, 1958
- 98 George Halas, 1923
- 84 Larry Brink, 1954

Game

- 98 George Halas, (TD) 11/4/23
- 86 Charlie Sumner, (TD) 12/7/58
- 84 Larry Brink, (TD) 11/28/54

Long

(Same as "Game")

TOUCHDOWNS OWN FUMBLES**Lifetime**

- 2 Ken Kavanaugh, 1940-41, 45-50
- Mike Ditka, 1961-66

Season

- 1 Last: Johnny Musso, 11/30/76

Game

- 1 Last: Johnny Musso, 11/30/76

TOUCHDOWNS OPP.'S FUMBLES**Lifetime**

- 2 Fred Evans, 1948
- Ed Sprinkle, 1944-55

Season

- 2 Fred Evans, 1948

Game

- 2 Fred Evans, 11/28/48
- 1 Last: Wilber Marshall, 10/26/86

QB SACKS

(Since 1970)

Lifetime

- 103.5 **Richard Dent, 1983-91**
- 82.0 Dan Hampton, 1979-90
- 81.5 Jim Osborne, 1972-84

Season

- 17.5 **Richard Dent, 1984**
- 17.0 **Richard Dent, 1985**
- 15.0 Jim Osborne, 1976

Game

- 4.5 **Richard Dent, 11/4/84; 12/27/87**
- 4.0 Jim Osborne, 9/23/73
- 3.5 Alan Page, 12/20/81
- Jim Althoff, 10/11/87

Consecutive games (at least .5 sack)

- 6 **Steve McMichael, 10/29-12/3/89**
- 5 **Steve McMichael, 11/6-12/4/83**
- 4 Dan Hampton, 1981, 10/2-10/24/88
- Richard Dent, 10/14-11/4/84; 9/11-10/2/88**
- Steve McMichael, 9/22-10/12/86**
- John Roper, 10/17-11/11/91**

TAKEAWAYS

(Int & Opp. Fumbles Recovered)

Lifetime

- 50 Gary Fencik, 1976-87 (38 int, 12 fum)
- 47 Dick Butkus, 1965-73 (22 int, 25 fum)
- 44 Richie Petitbon, 1959-68 (37 int, 7 fum)

Season

- 12 Roosevelt Taylor, 1963 (9 int, 3 fum)
- Mark Carrier, 1990 (10 int, 2 fum)**
- 11 Dick Butkus, 1965 (5 int, 6 fum)
- 10 Richie Petitbon, 1963 (8 int, 2 fum)
- Ross Brupbacher, 1976 (7 int, 3 fum)

Game

- 4 Bill George, 12/3/61 (2 int, 2 fum)
- 3 Last: Mark Carrier, 12/9/90 (3 int)**

NET YARDS

(Rushes, receptions, & returns)

ATTEMPTS**Lifetime**

- 4,368* Walter Payton, 1975-87
- 1,579 Rick Casares, 1955-64
- 1,386 Neal Anderson, 1986-91**

Season

- 426 Walter Payton, 1984
- 400 Walter Payton, 1979
- 383 Walter Payton, 1978

Game

- 41 Walter Payton, 11/20/77; 10/7/79
- 40 Walter Payton, 11/26/81
- 39 Walter Payton, 10/25/81

YARDS**Lifetime**

- 21,803* Walter Payton, 1975-87
- 9,435 Gale Sayers, 1965-71
- 8,276 Johnny Morris, 1958-67

Season

- 2,440 Gale Sayers, 1966
- 2,272 Gale Sayers, 1965
- 2,216 Walter Payton, 1977

Game

- 339 Gale Sayers, 12/18/66
- 336 Gale Sayers, 12/12/65
- 300 Walter Payton, 12/21/75

During the off-season, a correction was made (in conjunction with the Elias Stats Bureau) to the career sack totals of Richard Dent, Steve McMichael, and Dan Hampton. All totals in this edition of the media guide are correct.



BEARS ROOKIE SEASON RECORDS

SCORING

Points

- 144* **Kevin Butler, 1985 (51 XPs, 31 FGs)**
 132 Gale Sayers, 1965 (22 TDs)
 72 Harlon Hill, 1954 (12 TDs)
 Mike Ditka, 1961 (12 TDs)

Touchdowns

- 22* Gale Sayers, 1965
 12 Harlon Hill, 1954
 Mike Ditka, 1961

Field Goals

- 31 **Kevin Butler, 1985**
 13 Bob Thomas, 1975
 Mac Percival, 1967
 10 John Aveni, 1959

RUSHING

Attempts

- 196 Walter Payton, 1975
 166 Gale Sayers, 1965
 127 Willie Galimore, 1957

Yards

- 1,004 Beattie Feathers, 1934
 867 Gale Sayers, 1965
 699 Bill Osmanski, 1939

Touchdowns

- 14 Gale Sayers, 1965
 8 Beattie Feathers, 1934
 7 Walter Payton, 1975

PASSING

Attempts

- 210 Jim McMahon, 1982
 148 Bobby Douglass, 1969
 130 Zeke Bratkowski, 1954

Completions

- 120 Jim McMahon, 1982
 68 Bobby Douglass, 1969
 67 Zeke Bratkowski, 1954
 Bob Avellini, 1975

Yards

- 1,501 Jim McMahon, 1982
 1,087 Zeke Bratkowski, 1954
 942 Bob Avellini, 1975

Touchdowns

- 9 Jim McMahon, 1982
 8 Zeke Bratkowski, 1954
 6 Bob Avellini, 1975

* NFL Record

† Tied NFL Record

RECEIVING

Receptions

- 56 Mike Ditka, 1961
 45 Harlon Hill, 1954
 40 Willie Gault, 1983

Yards

- 1,124 Harlon Hill, 1954
 1,076 Mike Ditka, 1961
 836 Willie Gault, 1983

Touchdowns

- 12 Harlon Hill, 1954
 Mike Ditka, 1961
 8 Willie Gault, 1983

INTERCEPTIONS

Interceptions

- 10 **Mark Carrier, 1990**
 8 Johnny Lujack, 1948
 7 Charlie Sumner, 1955

PUNTS

Punts

- 83 Dave Finzer, 1984
 57 Fred Morrison, 1950
 39 Zeke Bratkowski, 1954

Avg.

- 44.8 George Gulyanics, 1947
 43.3 Sid Luckman, 1939
 Fred Morrison, 1950

PUNT RETURNS

Returns

- 57* Lew Barnes, 1986
 43 Jeff Fisher, 1981
 42 Virgil Livers, 1975

Yards

- 509 Jeff Fisher, 1981
 482 Lew Barnes, 1986
 456 Virgil Livers, 1975

KICKOFF RETURNS

Returns

- 29 Brian Baschnagel, 1976
 27 Ike Hill, 1973
 26 Jack Cameron, 1984

Yards

- 754 Brian Baschnagel, 1976
 660 Gale Sayers, 1965
 638 Ike Hill, 1973



OPPONENTS INDIVIDUAL GAME RECORDS

SCORING

Points

- 40* Ernie Nevers, Chi. Cards, 11/28/29
- 36 Dub Jones, Clev., 11/25/51
- 24 Lenny Moore, Balt., 10/4/58
- Jim Taylor, GB, 11/4/62

Touchdowns

- 61 Ernie Nevers, Chi. Cards, 11/28/29
- Dub Jones, Clev., 11/25/51
- 4 Lenny Moore, Balt., 10/4/58
- Jim Taylor, GB, 11/4/62

Field goals

- 5 Curt Knight, Wash., 11/14/71
- Fred Cox, Min., 9/23/73
- Nick Lowery, KC, 12/29/90
- 4 Last: Mike Cofer, SF, 12/24/89

Field goal attempts

- 7 Mike Clark, Dal., 11/24/68
- 6 Curt Knight, Wash., 11/14/71
- Fred Cox, Min., 9/23/73

Long field goal

- 60 Morten Andersen, NO, 10/27/91
- 56 Bert Rechichar, Balt., 9/27/53
- 55 Pat Leahy, NY Jets, 12/14/85

RUSHING

Attempts

- 35 John Stephens, NE, 10/30/88
- 34 Eric Dickerson, LA Rams, 11/6/83
- 33 Jim Otis, St. L., 12/12/75
- Wayne Wilson, NO, 9/19/82

Yards

- 206 Earl Campbell, Hou., 11/16/80
- 194 Alan Ameche, Balt., 9/25/55
- 186 Paul Younger, LA Rams, 10/24/54

Touchdowns

- 61 Ernie Nevers, Chi. Cards, 11/28/29
- 4 Dub Jones, Clev., 11/25/51
- Jim Taylor, GB, 11/4/62
- 3 Last: Larry Csonka, Mia., 9/23/79

Long

- 97 Bobby Gage, Pit., 12/4/49
- 84 Tom Harmon, LA Rams, 10/13/46
- 80 Clinton Jones, Min., 11/2/69

PASSING

Attempts

- 62 Randall Cunningham, Phil., 10/2/89
- 55 Tommy Kramer, Min., 9/19/85
- 54 John Brodie, SF, 11/13/66

Completions

- 32 Randall Cunningham, Phil., 10/2/89
- 30 Vince Ferragamo, LA Rams, 12/26/82
- Mark Rypien, Wash, 11/26/89
- 28 John Brodie, SF, 11/13/66
- Chris Miller, Atl, 11/11/90

Yards

- 509 Vince Ferragamo, LA Rams, 12/26/82
- 436 Tommy Kramer, Min., 9/19/85
- 401 Mark Rypien, Wash., 11/26/89

Touchdowns

- 5 Steve Spurrier, SF, 11/19/72
- Tommy Kramer, Min., 11/28/82
- 4 Last: Rodney Peete, Det., 12/16/90

Interceptions

- 5 Last: Mark Rypien, Wash., 12/9/90

Consecutive completions

- 12 Jim Hart, St. L., 9/25/77

Long

- 991 Sonny Jurgensen, Wash., 9/15/68
- 97 Pat Coffee, Chi. Cards, 12/5/37
- Bernie Kosar, Clev., 10/23/89
- 94 Eric Hipple, Det., 10/19/81

Times sacked

- 11 Archie Manning, Min., 10/20/84
- 10 Guido Merkins, Phil., 10/4/87
- 8 Tony Adams, Min., 10/11/87

RECEIVING

Receptions

- 13 Bob Anderson, Den., 9/30/73
- 12 Bernie Casey, SF, 11/13/66
- 11 Pete Pihos, Phil., 12/11/55

Yards

- 225 Bernie Casey, SF, 11/13/66
- 201 Gene Roberts, NY Giants, 10/23/49
- 192 Billy Wilson, SF, 10/23/55

Touchdowns

- 3 Last: Jerry Rice, SF, 12/14/87

Long

- 991 Gerry Allen, Wash., 9/15/68
- 97 Gaynell Tinsley, Chi. Cards, 12/5/37
- Webster Slaughter, Clev., 10/23/89
- 94 Leonard Thompson, Det., 10/19/81

INTERCEPTIONS

Interceptions

- 3 Last: Reggie Sutton, NO, 10/18/87

* NFL Record

* Tied NFL Record

Yards

- 167 Dick Jauron, Det., 11/18/73
121 Milt Davis, Balt., 11/17/57
115 Bernie Parrish, Clev., 12/11/60

Touchdowns

- 21 Bobby Franklin, Clev., 12/11/60

Long

- 102 Bob Smith, Det., 11/24/49
99 Rick Sanford, NE, 12/5/82
95 Dick Jauron, Det., 11/18/73

PUNTING

Punts

- 14 Dick Nesbitt, Chi. Cards, 11/30/33
11 Last: Rich Camarillo, NE, 9/15/85

Average

- 61.8* Bob Cifers, Det., 11/24/46
55.8 Sammy Baugh, Wash., 11/17/40
54.5 Tommy Davis, SF, 11/19/61

Long

- 84 Doug Russell, Chi. Cards, 9/11/38
79 Tommy Davis, SF, 11/19/61
75 Rich Camarillo, NE, 9/15/85

PUNT RETURNS

Returns

- 7 Danny Reece, TB, 12/2/79
6 Last: Robbie Martin, Det., 9/12/82

Yards

- 122 Hugh McElhenny, SF, 10/19/52
118 Jon Arnett, LA Rams, 11/2/58
108 Al Dodd, Atl., 10/13/74

Field catches

- 7 Lem Barney, Det., 11/21/76
5 Willie Wood, GB, 11/15/70

Long

- 95 Steve Odom, GB, 11/10/74
94 Hugh McElhenny, SF, 10/19/52
93 Veryl Switzer, GB, 11/7/54

KICKOFF RETURNS

Returns

- 7 Last: Darrin Nelson, Min., 11/25/84

Yards

- 202 Carver Shannon, LA Rams, 10/13/63
184 Al Carmichael, GB, 10/6/55
182 Buster Rhymes, Min., 9/19/85

Long

- 106* Al Carmichael, GB, 10/7/56
102 Ron Jessie, Det., 10/24/71
101 Bill Jefferson, Det., 11/23/41

LONGEST PLAYS AT SOLDIER FIELD

(Since Bears moved from Wrigley Field after the 1970 season)

RUN

- Bears — 80 Neal Anderson, vs. GB, 11/27/88
Opp. — 68 Keith Woodside, GB, 12/17/89

PASS

- Bears — 89 Vince Evans, vs. Min., 9/21/80
Opp. — 90 Tony Eason, NE, 9/15/85

CATCH

- Bears — 89 Rickey Watts, vs. Min., 9/21/80
Opp. — 90 Craig James, NE, 9/15/85

PUNT

- Bears — 87 Dave Finzer, vs. NO, 10/7/84
Opp. — 75 Rich Camarillo, NE, 9/15/85

PUNT RETURN

- Bears — 95 Johnny Bailey, vs. KC, 12/29/90
Opp. — 77 Lee Nelson, St. L., 12/16/79

KICKOFF RETURN

- Bears — 99 Willie Gault, vs. Wash, 9/29/85
Opp. — 97 Del Rodgers, GB, 12/9/84

INTERCEPTION RETURN

- Bears — 92 Todd Bell, vs. Det., 11/22/81
Opp. — 99 Rick Sanford, NE, 12/5/82

FIELD GOAL

- Bears — 52 Bob Thomas, vs. Det., 11/18/84
Kevin Butler, vs. GB, 11/29/87
Kevin Butler, vs. Min., 9/23/90
Opp. — 52 Fred Cox, Min., 10/27/75



BEARS TEAM RECORDS

OFFENSE

WON-LOST

WINNING PERCENTAGE

Highest, season

1.000[†] 1934 (13 games) 13-0

1942 (11 games) 11-0

Lowest, season

.071 1969 (14 games) 1-13

CONSECUTIVE GAMES

Won

17* 11/26/33—12/2/34

16 11/9/41—12/6/42

Without losing

24 11/9/41—11/14/43 (23-0-1)

Wins at home

17 11/24/32—10/20/35

Wins on the road

10 9/28/41—12/6/42

Lost

8 12/15/68—11/2/69; 9/25—11/2/78

Without winning

11 11/3/29—10/5/30 (0-9-2)

Losses at home

8 11/23/69—11/8/70

Losses on the road

16 11/12/73—11/30/75

SCORING

POINTS

Most, season

456 1985 (16 games)

409 1965 (14 games)

396 1941 (11 games)

Fewest, season

133 1933 (13 games)

141 1982 (9 games)

145 1931 (13 games)

Most, game

61 vs. SF, 12/12/65

vs. GB, 12/7/80

Most, first half

41 vs. Wash. (20, 21) 11/28/48

Most, second half

49 at Phil. (21, 28) 11/30/41

Most, first quarter

21 vs. Chi. Cards, 10/11/42; vs.

Wash. 11/9/80; vs. Clev. 9/7/86;

vs. Cin. 9/28/86

Most, second quarter

31 vs. Wash. 9/29/85

Most, third quarter

27 vs. Chi. Cards 9/5/37

Most, fourth quarter

28 vs. Phil. 11/30/41; vs. Min. 9/17/89

TOUCHDOWNS

Most, season

56 1941 (11 games)

54 1965 (14 games)

Fewest, season

16 1933 (13 games)

1982 (9 games)

Most, game

9 vs. SF, 12/12/65

vs. GB, 12/7/80

EXTRA POINTS MADE

Most, season

52 1965 (14 games)

51 1985 (16 games)

1948 (12 games)

Fewest, season

15 1933 (13 games)

1932 (14 games)

16 1982 (9 games)

Most, game

8 at NY, 11/14/43

at Wash., 10/26/47

Most, season (no misses)

51 1985 (16 games)

EXTRA POINTS MISSED

Most, season

11 1939 (11 games)

1941 (11 games)

Most, game

3 at Phil., 10/13/35

at NY, 11/8/36

at Pit., 10/2/39

vs. Chi. Cards., 10/12/41

vs. Clev., 11/9/41

FIELD GOALS MADE

Most, season

31 1985 (16 games)

28 1986 (16 games)

26 1990 (16 games)

* NFL Record

† Tied NFL Record

Fewest, season

0 ¹	1944 (10 games)
	1947 (12 games)
	Since 1961:
8	1969 (14 games)

Most, game

5	vs. Det., 12/3/61
	at Phil., 10/20/68

FIELD GOALS ATTEMPTED**Most, season**

41	1986 (16 games)
38	1985 (16 games)
37	1990 (16 games)

Fewest, season

0	1944 (10 games)
	Since 1961:
13	1974 (14 games)

Most, game

7	vs. GB, 11/17/63
---	------------------

SAFETIES**Most, season**

3	1985 (16 games)
2	Last: 1986 (16 games)

Most, game

2	vs. Pit., 11/9/69
---	-------------------

FIRST DOWNS**TOTAL****Most, season**

343	1985 (16 games)
319	1987 (15 games)
317	1991 (16 games)

Fewest, season

114	1937 (11 games)
115	1933 (13 games)
	Since 1961:
133	1982 (9 games)

Most, game

33	vs. GB, 12/7/80
30	at NY Yanks, 12/9/51
28	at Min., 11/11/91

Fewest, game

2	vs. GB, 12/10/33
---	------------------

RUSHING**Most, season**

176	1985 (16 games)
166	1986 (16 games)
154	1983 (16 games)

Fewest, season

55	1970 (14 games)
----	-----------------

Most, game

19	vs. GB, 11/6/55
	at GB, 10/30/77

Fewest, game

0	vs. Chi. Cards, 10/14/45
	at Balt., 10/5/57

PASSING**Most, season**

168	1991 (16 games)
156	1987 (15 games)
145	1985 (16 games)

Fewest, season

41	1940 (11 games)
48	1942 (11 games)
54	1972 (14 games)

Most, game

21	at Dal., 11/18/62
----	-------------------

Fewest, game

0	vs. GB, 11/7/37
	at GB, 9/28/41

BY PENALTY**Most, season**

42 ¹	1987 (15 games)
32	1963 (14 games)
	1988 (16 games)
29	1991 (16 games)

Fewest, season

5	1939 (11 games)
	Since 1961:
12	1972 (14 games)
	1977 (14 games)

Most, game

9	at Clev., 11/25/51
---	--------------------

NET YARDS

(Rushing and passing)

YARDS**Most, season**

5,837	1985 (16 games)
5,830	1983 (16 games)
5,459	1986 (16 games)

Fewest, season

2,499	1982 (9 games)
2,641	1937 (11 games)
3,129	1973 (14 games)

Most, game

682	at NY Giants, 11/14/43
596	vs. Chi. Cards, 12/11/49
594	vs. GB, 12/7/80

Fewest, game

24	vs. Det., 11/22/81
66	at Den., 12/5/71
112	at SD, 12/4/78

RUSHING

ATTEMPTS

Most, season

674	1984 (16 games)
634	1978 (16 games)

Fewest, season

275	1982 (9 games)
353	1954 (12 games)
	1970 (14 games)

Most, game

72*	vs. Brk., 10/20/35
-----	--------------------

Fewest, game

14	vs. Min., 12/13/64
	at TB, 10/25/87

YARDS

Most, season

2,965	1984 (16 games)
2,847	1934 (13 games)

Fewest, season

988	1982 (9 games)
-----	----------------

Most, game

408	vs. Brk., 10/20/35
406	vs. GB, 11/6/55

Fewest, game

1	at LA Rams, 10/26/52
---	----------------------

AVERAGE

Highest, season

5.19	1934 (13 games)
4.75	1968 (14 games)

Lowest, season

3.08	1953 (12 games)
3.09	1970 (14 games)

Highest, game

13.75	at Cin., 9/30/34
-------	------------------

Lowest, game

0.03	at LA Rams, 10/26/52
------	----------------------

TOUCHDOWNS

Most, season

30	1941 (11 games)
----	-----------------

Fewest, season

3	1933 (13 games)
	1970 (14 games)

Most, game

6	vs. Det., 10/19/41
---	--------------------

PASSING

ATTEMPTS

Most, season

498	1991 (16 games)
494	1964 (14 games)
493	1987 (15 games)

Fewest, season

147	1937 (11 games)
	Since 1961:
205	1972 (14 games)

Most, game

59	at NY Giants, 10/23/49
58	at Wash., 10/25/64

Fewest, game

4	vs. Det., 10/15/67
---	--------------------

COMPLETIONS

Most, season

286	1991 (16 games)
282	1964 (14 games)
272	1987 (15 games)

Fewest, season

56	1937 (11 games)
	Since 1961:
78	1972 (14 games)

Most, game

34	at NY Giants, 10/23/49
33	at Wash., 10/25/64

Fewest, game

1	Last: at Phil., 12/10/72
---	--------------------------

COMPLETION PERCENTAGE

Highest, season

57.9	1984 (16 games), (226 of 390)
------	-------------------------------

Lowest, season

29.7	1934 (13 games), (57 of 192)
------	------------------------------

Highest, game (10+)

83.3	vs. GB, 12/7/80, (20 of 24)
------	-----------------------------

Lowest, game (10+)

11.7	vs. Den., 12/12/76, (2 of 17)
------	-------------------------------

YARDS

(Net since 1952)

Most, season

3,120	1991 (16 games)
3,104	1954 (12 games)
3,103	1983 (16 games)

Fewest, season

955	1934 (13 games)
1,108	1972 (14 games)

Most, game

488	at NY Giants, 11/14/43
468	vs. Chi. Cards, 12/11/49

Fewest, game

-20	vs. Det., 11/22/81
-16	at Hou., 11/6/77

AVERAGE GAIN

Highest, season

10.21	1941 (11 games)
-------	-----------------

Lowest, season

4.97	1943 (13 games)
5.02	1969 (14 games)

SACKED

Most, season

55	1969 (14 games)
53	1983 (16 games)

Fewest, season

20	1963 (14 games)
24	1986 (16 games)
	1988 (16 games)
26	1991 (16 games)

Most, game

9	at Min., 11/2/69
	at Den., 12/5/71

YARDS LOST

Most, season

439	1969 (14 games)
-----	-----------------

Fewest, season

109	1947 (12 games)
153	1986 (16 games)
172	1991 (16 games)

Most, game

70	at Den., 12/5/71
----	------------------

TOUCHDOWNS

Most, season

29	1947 (12 games)
----	-----------------

Fewest, season

5	1950 (12 games)
---	-----------------

Most, game

71	at NY Giants, 11/14/43
----	------------------------

HAD INTERCEPTED

Most, season

35	1947 (12 games)
	1954 (12 games)

Fewest, season

11	1941 (11 games)
	1982 (9 games)
12	1945 (10 games)
	1965 (14 games)
	1990 (16 games)

Most, game

8	at Det., 9/22/68
7	vs. LA Rams, 10/9/49

INTERCEPTION PERCENTAGE

Highest, season

14.95	1942 (11 games)
-------	-----------------

Lowest, season

2.79	1990 (16 games)
3.25	1988 (16 games)
3.32	1965 (14 games)

* NFL Record

† Tied NFL Record

PUNTING

PUNTS

Most, season

114*	1981 (16 games)
100	1976 (14 games)
96	1978 (16 games)

Fewest, season

32	1941 (11 games)
58	1965 (14 games)

Most, game

17	vs. GB, 10/22/33
14	vs. GB, 12/10/33

Fewest, game

0	vs. GB, 11/6/55
	at NY, 11/28/65
	vs. Det., 10/1/72

GROSS AVERAGE

Highest, season

46.5	1963 (14 games)
------	-----------------

Lowest, season

35.7	1945 (10 games)
36.2	1983 (16 games)

Highest, game (4+ punts)

57.3	vs. LA Rams, 11/16/52
------	-----------------------

Lowest, game (4+)

25.0	at Card-Pitt., 12/3/44
------	------------------------

PUNT RETURNS

RETURNS

Most, season

64	1984 (16 games)
60	1950 (12 games)

Fewest, season

19	1968 (14 games)
----	-----------------

Most, game

11	vs. Chi. Cards., 10/8/50
----	--------------------------

YARDS

Most, season

781	1948 (12 games)
-----	-----------------

Fewest, season

81	1968 (14 games)
----	-----------------

Most, game

151	vs. Chi. Cards, 10/12/41
-----	--------------------------

Fewest, game

-6	vs. Min., 12/19/65
----	--------------------

AVERAGE

Highest, season

20.2	1941 (11 games)
------	-----------------

Lowest, season

3.4	1957 (12 games)
-----	-----------------

TOUCHDOWNS

Most, season

2 1941 (11 games)
1987 (15 games)

Most, game

1 Last: vs. KC, 12/29/90

FAIR CATCHES

Most, season

28 1967 (14 games)

Fewest, season

3 1975 (14 games)

Most, game

6 at St. L., 10/31/66
vs. Min., 12/10/67

KICKOFF RETURNS

RETURNS

Most, season

74 1975 (14 games)

Fewest, season

20 1942 (11 games)

Most, game

10 at Chi. Cards, 11/27/55
9 at SF, 12/23/91

Fewest, game

0 Last: at Min., 10/1/67

YARDS

Most, season

1,644 1975 (14 games)

Fewest, season

424 1963 (14 games)

Most, game

304 vs. GB, 11/9/52

Fewest, game

0 Last: at Min., 10/1/67

AVERAGE

Highest, season

29.4* 1972 (14 games)

Lowest, season

16.3* 1963 (14 games)
1990 (16 games)
16.4 1983 (16 games)

TOUCHDOWNS

Most, season

4* 1970 (14 games)
3 1967 (14 games)

Most, game

2* at GB, 9/22/40
vs. GB, 11/9/52

PENALTIES

PENALTIES

Most, season

122 1948 (12 games)

Fewest, season

57 1955 (12 games)
58 1982 (9 games)

Most, game

22* at Phil., 11/26/44

Fewest, game

0* at Clev., 10/9/38
vs. Min., 10/23/72
at Det., 11/28/91

YARDS PENALIZED

Most, season

1,194 1968 (14 games)

Fewest, season

422 1982 (9 games)
498 1955 (12 games)

Most, game

170 at Phil., 11/26/44

Fewest, game

0* at Clev., 10/9/38
vs. Min., 10/23/72
at Det., 11/28/91

TURNOVERS

TURNOVERS

Most, season

58 1947 (12 games)

Fewest, season

19 1982 (9 games)

Most, game

10 at Det., 9/22/68

THANKSGIVING DAY GAMES

Overall record: 7-7 — Record vs. Detroit: 7-5 — Record vs. Dallas: 0-2

11/28/91	Lions 16	Bears 6	11/24/49	Bears 28	Lions 7
11/26/81	Cowboys 10	Bears 9	11/24/47	Bears 34	Lions 14
11/27/80	Bears 23	Lions 17 (OT)	11/24/38	Lions 14	Bears 7
11/22/79	Lions 20	Bears 9	11/28/37	Bears 13	Lions 0
11/24/77	Bears 31	Lions 14	11/26/36	Lions 13	Bears 7
11/26/64	Bears 27	Lions 24	11/28/35	Lions 14	Bears 2
11/27/52	Texans 27	Bears 23	11/29/34	Bears 19	Lions 16

DEFENSE

SCORING

POINTS ALLOWED

Most, season

379	1964 (14 games)
	1975 (14 games)

Fewest, season

44*	1932 (14 games)
187	1986 (16 games)

Most, game

53	at Chi. Cards, 11/27/55
----	-------------------------

Most, first half

34	at Balt. (27, 7), 10/4/58
----	---------------------------

Most, second half

35	at GB (21, 14), 9/30/62
----	-------------------------

Most, first quarter

27	at Balt., 10/4/58
----	-------------------

Most, second quarter

24	at SF, 9/19/65
----	----------------

Most, third quarter

21	vs. GB, 9/30/62; at SF, 9/19/65;
	vs. GB, 12/14/69; at Det., 10/5/70;
	at Atl., 10/14/73; at Sea., 9/23/84

Most, fourth quarter

28	at LA Rams, 10/26/52; vs. GB, 11/6/55; at SF, 12/23/91
----	--

TOUCHDOWNS ALLOWED

Most, season

48	1975 (14 games)
----	-----------------

Fewest, season

6†	1932 (14 games)
----	-----------------

Most, game

7	Last: at SF, 9/19/65
---	----------------------

EXTRA POINTS ALLOWED

Most, season

47	1975 (14 games)
----	-----------------

Fewest, season

4	1932 (14 games)
---	-----------------

Most, game

7	at GB, 9/30/62
	at Balt., 9/27/64
	at SF, 9/19/65
	at SF, 12/23/91

OPP.'S EXTRA POINTS MISSED

Most, season

6	1955 (12 games)
---	-----------------

Most, game

3	vs. Clev., 11/24/40
---	---------------------

* NFL Record

† Tied NFL Record

FIELD GOALS ALLOWED

Most, season

26	1989 (16 games)
25	1973 (14 games)
22	1990 (16 games)
	1991 (16 games)

Fewest, season

0†	1932 (14 games)
	1942 (11 games)

Most, game

5	vs. Wash., 11/14/71
	vs. Min., 9/23/73
	vs. KC, 12/29/90

FIELD GOAL ATTEMPTS ALLOWED

Most, season

41	1971 (14 games)
----	-----------------

Fewest, season

2	1942 (11 games)
17	1963 (14 games)

Most, game

7	vs. Dal., 11/24/68
---	--------------------

OPPONENTS' SAFETIES

Most, season

2	Last: 1988 (16 games)
---	-----------------------

Most, game

1	Last: at TB, 11/20/88
---	-----------------------

FIRST DOWNS

TOTAL ALLOWED

Most, season

332	1989 (16 games)
290	1981 (16 games)
286	1983 (16 games)

Fewest, season

98	1942 (11 games)
166	1982 (9 games)

Most, game

35	at Wash., 11/26/89
30	at LA Rams, 10/24/54
	at SF, 12/23/91

Fewest, game

3	at Clev., 10/9/38
	at Det., 11/23/41
5	at GB, 10/17/91
6	vs Sea., 9/9/90

RUSHING ALLOWED

Most, season

138	1973 (14 games)
-----	-----------------

Fewest, season

35*	1942 (11 games)
53	1982 (9 games)

Most, game

19 at Min., 10/17/65
vs. Den., 12/12/76

Fewest, game

0¹ at Clev., 10/10/37
at Chi. Cards, 12/6/42
at Det., 10/28/45
at TB, 10/6/85
vs. Buf., 10/2/88

PASSING ALLOWED**Most, season**

191 1989 (16 games)
158 1987 (15 games)
1988 (16 games)

Fewest, season

33* 1943 (10 games)

Most, game

22 at Min., 9/19/85
21 at LA Rams, 12/26/82
at Wash., 11/26/89
20 at SF, 12/23/91

Fewest, game

0¹ Last: vs. Atl. 11/24/85

BY PENALTY**Most, season**

36 1968 (14 games)

Fewest, season

10 1953 (12 games)
Since 1961:
13 1963 (14 games)
1970 (14 games)
1971 (14 games)
1976 (14 games)

Most, game

7 at Phil., 11/26/44

NET YARDS

(Rushing & passing)

YARDS ALLOWED**Most, season**

5,729 1989 (16 games)
5,394 1981 (16 games)

Fewest, season

1,703 1942 (11 games)
3,176 1963 (14 games)

Most, game

557 at LA Rams, 10/24/54

Fewest, game

33 vs. Phil., (10/25/42)
54 at Pit., 10/2/39

RUSHING**ATTEMPTS ALLOWED****Most, season**

564 1978 (16 games)

Fewest, season

294 1942 (11 games)
359 1985 (16 games)

Most, game

59 vs. Den., 12/12/76

Fewest, game

10 vs. Mia., 9/4/88
vs. Buf., 10/2/88
11 vs. GB, 11/27/88
12 vs. Det., 11/22/87

YARDS ALLOWED**Most, season**

2,509 1973 (14 games)

Fewest, season

519* 1942 (11 games)

Most, game

393 at Det., 11/26/36
356 vs. Den., 12/12/76

Fewest, game

-36 vs. Phil., 11/19/39
-17 at Chi. Cards, 12/6/42

AVERAGE ALLOWED**Highest, season**

5.28 1955 (12 games)

Lowest, season

1.77 1942 (11 games)

Highest, game

8.03 at Clev., 11/25/51

Lowest, game

-0.89 at Chi. Cards, 12/6/42

TOUCHDOWNS ALLOWED**Most, season**

25 1975 (14 games)

Fewest, season

3 1932 (14 games)
1942 (11 games)
4 1986 (16 games)
5 1987 (15 games)
1988 (16 games)

Most, game

6 at Chi. Cards, 11/28/29
5 at GB, 9/30/62
vs. GB, 11/4/62

* NFL Record

† Tied NFL Record

PASSING

ATTEMPTS ALLOWED

Most, season

554	1989 (16 games)
545	1988 (16 games)

Fewest, season

187	1933 (13 games)
296	1969 (14 games)

Most, game

62	vs. Phil., 10/2/89
57	at Det., 10/9/88

Fewest, game

3	vs. NY, 11/17/35
	at Det., 11/28/35

COMPLETIONS ALLOWED

Most, season

307	1989 (16 games)
258	1990 (16 games)
255	1987 (15 games)

Fewest, season

59	1935 (12 games)
150	1969 (14 games)

Most, game

32	vs. Phil., 10/2/89
30	at LA Rams, 12/26/82
	at Wash., 11/26/89
28	vs. SF, 11/13/66
	vs. Atl., 11/11/90

Fewest, game

0	vs. Chi. Cards, 10/15/33
	at Bos., 11/5/33
	at GB, 9/25/49

OPPONENTS' COMPLETION PCT.

Highest, season

59.1	1970 (14 games)
------	-----------------

Lowest, season

30.4	1935 (12 games)
------	-----------------

Highest, game (10+ attempts)

86.7	at Balt., 9/27/64
------	-------------------

Lowest, game (10+)

0.0	at GB, 9/25/49
-----	----------------

YARDS ALLOWED

(Net Since 1952)

Most, season

3,832	1989 (16 games)
3,248	1981 (16 games)
3,220	1990 (16 games)

Fewest, season

691	1933 (13 games)
1,674	1973 (14 games)

Most, game

509	at LA Rams, 12/26/82
411	at Wash., 10/26/47
	at Min., 9/19/85

Fewest, game

-22	vs. Atl., 11/24/85
-12	at GB, 11/4/73

AVERAGE GAIN ALLOWED

Highest, season

8.69	1968 (14 games)
------	-----------------

Lowest, season

3.57	1934 (13 games)
------	-----------------

SACKS

(since 1972)

Most, season

72	1984 (16 games)
70	1987 (15 games)
64	1985 (16 games)

Fewest, season

23	1972 (14 games)
----	-----------------

Most, game

12	at Det., 12/16/84
11	at Phil., 10/4/87
	vs. Min., 10/28/84
9	vs. GB, 12/13/70
	vs. St. L., 12/16/79
	vs. NYG, 9/14/87
	vs. Min., 10/11/87
	at LA Raid., 12/27/87

YARDS LOST

Most, season

583	1984 (16 games)
503	1986 (16 games)
484	1987 (15 games)

Fewest, season

154	1953 (12 games)
-----	-----------------

Most, game

107	vs. Det., 11/20/60
-----	--------------------

TD PASSES ALLOWED

Most, season

27	1961 (14 games)
	1964 (14 games)

Fewest, season

2	1934 (13 games)
3	1932 (14 games)
	1936 (12 games)
7	1977 (14 games)

Most, game

5	at Pit., 9/28/80
	vs. SF, 11/19/82
	at Min., 11/28/82
4	Last: at SF, 12/23/91

OPPONENTS' INTERCEPTION PCT.**Highest, season**

19.07 1935 (12 games)

Lowest, season

2.73 1964 (14 games)

INTERCEPTIONS**INTERCEPTIONS****Most, season**

37 1935 (12 games)

36 1963 (14 games)

31 1990 (16 games)

Fewest, season

10 1960 (12 games)

1964 (14 games)

Most, game

7 at GB, 9/22/40
 at Det., 11/22/42
 at Chi. Cards, 12/5/54
 vs. St. L., 11/19/67

YARDS RETURNED**Most, season**

585 1941 (11 games)

537 1963 (14 games)

Fewest, season

69 1987 (15 games)

99 1982 (9 games)

107 1945 (10 games)

Most, game

149 vs. LA Rams, 10/11/64

TOUCHDOWNS**Most, season**

4 1939 (11 games)

1950 (12 games)

1963 (14 games)

1985 (16 games)

Most, game

2 Last: at Dal., 11/17/85

PUNTING**PUNTS ALLOWED****Most, season**

100 1984 (16 games)

99 1983 (16 games)

98 1981 (16 games)

Fewest, season

42 1945 (10 games)

Since 1961:

49 1982 (9 games)

62 1964 (14 games)

1972 (14 games)

Most, game

16 vs. Chi. Cards, 11/30/33

15 vs. NY Giants, 11/17/35

Fewest, game

0' at Det., 12/2/56
 at GB, 9/24/67
 at Mia., 9/23/79
 vs. GB, 12/17/89

GROSS AVERAGE ALLOWED**Highest, season**

46.6 1964 (14 games)

Lowest, season

36.3 1976 (14 games)

Highest, game (4+ punts)

61.8 vs. Det., 11/24/46

54.5 at SF, 11/19/61

Lowest, game (4+)

25.5 at Pit., 11/30/58

PUNT RETURNS**RETURNS ALLOWED****Most, season**

65 1981 (16 games)

Fewest, season

20 1941 (11 games)

Most, game

9 at Chi. Cards, 11/29/59

YARDS ALLOWED**Most, season**

633 1974 (14 games)

Fewest, season

106 1969 (14 games)

Most, game

147 vs. GB, 11/8/59

AVERAGE RETURN ALLOWED**Highest, season**

17.0 1941 (11 games)

Lowest, season

3.8 1969 (14 games)

TOUCHDOWNS ALLOWED**Most, season**

2 1933 (13 games)

1941 (11 games)

1947 (12 games)

1952 (12 games)

1954 (12 games)

Most, game

1 Last: at SF, 12/14/87

* NFL Record

† Tied NFL Record

FAIR CATCHES ALLOWED

Most, season

26 1972 (14 games)
1973 (14 games)

Fewest, season

5 1989 (16 games)
6 1990 (16 games)
7 1980 (16 games)
1982 (9 games)
1987 (15 games)

Most, game

7 vs. Det., 11/21/76
6 at GB, 12/16/73

KICKOFF RETURNS

RETURNS ALLOWED

Most, season

78 1985 (16 games)
73 1990 (16 games)
72 1965 (14 games)

Fewest, season

30 1982 (9 games)
32 1971 (14 games)

Most, game

10 vs. Det., 9/24/89
9 at Bos., 11/21/48
vs. Balt., 10/21/56

Fewest, game

0 Last: vs. GB, 12/16/73

YARDS ALLOWED

Most, season

1,827 1985 (16 games)
1,583 1965 (14 games)
1,494 1990 (16 games)

Fewest, season

435 1940 (11 games)
537 1982 (9 games)
700 1945 (10 games)
1974 (14 games)

Most, game

275 at Det., 9/24/89
254 at LA Rams, 10/13/63

AVERAGE ALLOWED

Highest, season

27.8 1960 (12 games)

Lowest, season

16.0 1946 (11 games)
17.5 1947 (12 games)

TOUCHDOWNS ALLOWED

Most, season

1 Last: 1984

Most, game

1 Last: vs. GB, 12/9/84

FUMBLES

FUMBLES

Most, season

56 1938 (11 games)

Fewest, season

16 1963 (14 games)
1982 (9 games)

Most, game

8 at Chi. Cards, 9/11/38

TOTAL RECOVERED

Most, season

51 1938 (11 games)

Fewest, season

13 1982 (9 games)
15 1943 (10 games)

Most, game

8 vs. Clev., 11/24/40
at Balt., 12/5/65
at NY Giants, 12/18/77

TIME OF POSSESSION

Year	Bears TOP	NFC Rank	NFL Rank	League Leader
1991	33:01	3	4	33:58 New Orleans
1990	33:06	2	2	33:19 Philadelphia
1989	31:10	5	8	33:43 New Orleans
1988	33:02	1	1	32:38 NY Giants (second)
1987	31:58	2	2	34:01 New Orleans
1986	32:21	2	2	32:35 Atlanta
1985	34:33	1	1	33:17 Washington (second)
1984	35:08	1	1	32:49 Washington (second)
1983	32:11	3	3	33:44 Washington
1982	29:28	10	19	33:26 Cincinnati

OWN RECOVERED

Most, season

37* 1938 (11 games)
19 1942 (11 games)

Fewest, season

5 1955 (12 games)
1963 (14 games)

Most, game

7 at Chi. Cards, 9/11/38
at NY Giants, 12/18/77

OPPONENTS' FUMBLES

Most, season

44 1952 (12 games)

Fewest, season

13 1960 (12 games)

Most, game

7 Last: at LA Rams, 9/16/66

OPPONENTS' RECOVERED

Most, season

26 1952 (12 games)
24 1962 (14 games)
1965 (14 games)

Fewest, season

6 1943 (10 games)
1945 (10 games)
7 1982 (9 games)

Most, game

5 Last: at Den., 9/30/73

FUMBLES LOST

Most, season

26 1973 (14 games)

Fewest, season

8 1978 (16 games)
1979 (16 games)
1982 (9 games)
10 1956 (12 games)
1960 (12 games)

Most, game

5 Last: vs. Dal., 9/16/73

TOUCHDOWNS

Most, season

5 1942 (11 games)

Most, game

2 vs. Wash., 11/28/48

PENALTIES

OPPONENTS' PENALTIES

Most, season

129 1980 (16 games)

Fewest, season

34 1942 (11 games)
43 1941 (11 games)
Since 1961:
52 1982 (9 games)

Most, game

21 at Clev., 11/25/51

Fewest, game

0¹ Last: at Min., 12/3/72

OPPONENTS' YARDS PENALIZED

Most, season

1,109 1980 (16 games)

Fewest, season

110 1937 (11 games)

Most, game

209 at Clev., 11/25/51

Fewest, game

0¹ Last: at Min., 12/3/72

TURNOVERS

TURNOVERS

Most, season

54 1954 (12 games)
1963 (14 games)
1985 (16 games)

Fewest, season

17¹ 1982 (9 games)

Most, game

12¹ at Det., 11/22/42

MARGIN OF VICTORY & DEFEAT

In their 73-year history, the Bears have played 982 games (including post-season contests). They are 153-83 (.648) in contests decided by 20-or-more points, 193-158 (.550) when the final score is within seven, and 100-72 (.581) in three-point games—including 28-20 in one-point battles. Following is a list of the Bears biggest wins and losses:

Bears Win

73* at Washington	12/8/40	73-0
57 at Baltimore	11/25/62	57-0
54 vs. Green Bay	12/7/80	61-7
49 at New York Giants	11/14/43	56-7
49 vs. Detroit	10/19/41	49-0

* Playoff game

Bears Lose

52 at Baltimore	9/27/64	52-0
49 at Green Bay	9/30/62	49-0
47 at Houston	11/6/77	47-0
42 at Cleveland	12/11/60	42-0
42 at Detroit	9/22/68	42-0
42 at Washington	12/15/74	42-0



CAREER COACHING RECORDS

	Years	Overall W-L-T (Pct.)	Regular W-L-T	Post-season W-L-T
1 George Halas	1920-29; 33-42* 46-55; 58-67	326-151-32 (.681)	320-148-32	6-3-0
2 Mike Ditka	1982-91	107-57-0 (.652)	101-51-0	6-6-0
3 Neill Armstrong	1978-81	30-35-0 (.462)	30-34-0	0-1-0
4 Ralph Jones	1930-32	24-10-7 (.706)	23-10-7	1-0-0
5 Heartley Anderson/ Luke Johnsos	1942-45	23-12-2 (.657)	22-11-2	1-1-0
6 Jack Pardee	1975-77	20-23-0 (.465)	20-22-0	0-1-0
Jim Dooley	1968-71	20-36-0 (.357)	20-36-0	None
8 John Driscoll	1956-57	14-10-1 (.583)	14-9-1	0-1-0
9 Abe Gibron	1972-74	11-30-1 (.268)	11-30-1	None
TOTALS	1920-91	575-364-43 (.612)	561-351-43	14-13-0

Coach Halas left after six games of the 1942 season to serve in WWII.



CAREER SCORING

	Years	Ru	Rec	Ret	PAT	FG	Pts
1 Walter Payton (hb)	1975-87	110	15	0	0	0	750
2 Kevin Butler (k)	1985-91	0	0	0	263/272	153/211	722
3 Bob Thomas (k)	1975-84	0	0	0	245/268	128/205	629
4 George Blanda (k-qb)	1949-58	5	0	0	247/250	88/201	541
5 Mac Percival (k)	1967-73	0	0	0	159/162	99/182	456
6 Roger Leclerc (k)	1960-66	0	0	0	152/158	75/146	377
7 Jack Manders (fb-lb-hb-db-k)	1933-40	11	6	2	133/*	40/*	367
8 Rick Casares (fb)	1955-64	49	10	0	0	0	354
9 Gale Sayers (rb)	1965-71	39	9	8	0	0	336
Neal Anderson (rb)	1986-91	42	14	0	0	0	336
11 Ken Kavanaugh (e)	1940-41; 45-50	0	50	2	1/1	0	313
12 Johnny Lujack (qb-k)	1948-51	21	0	0	130/136	4/9	268
13 Harlon Hill (e)	1954-61	0	40	0	0	0	240
14 George McAfee (hb-db)	1940-41; 45-50	22	11	6	0	0	234
15 Ray (Scooter) McLean (hb-db)	1940-47	6	21	3	45/54	0/1	225
16 Willie Galimore (rb)	1957-63	26	10	1	0	0	222
Johnny Morris (rb-wr)	1958-67	5	31	1	0	0	222
18 Mike Ditka (te)	1961-66	0	34	2	0	0	216
19 Hugh Gallarneau (hb)	1941-42; 45-47	26	7	2	0	0	210
Dick Gordon (wr)	1965-71	0	35	0	0	0	210

* figures not available



CAREER INTERCEPTIONS

	Years	Int	Yards	Avg	TD
1 Gary Fencik (s)	1976-87	38	483	12.7	1
2 Richie Petitbon (s)	1959-68	37	643	17.4	3
3 Bennie McCrae (cb)	1962-70	27	485	18.0	4
4 Dave Whitsell (cb)	1961-66	26	397	15.3	2
5 George McAfee (db)	1940-41; 45-50	25	350	14.0	1
6 JC Caroline (db)	1956-65	24	405	16.9	2
Doug Buffone (lb)	1966-79	24	211	8.8	0
8 Roosevelt Taylor (s)	1961-69	23	414	18.0	3
9 Allan Ellis (cb)	1973-77; 79-80	22	185	8.4	1
Dick Butkus (lb)	1965-73	22	166	7.5	0

CAREER RUSHING

	Years	Att	Yards	Avg	TD
1 Walter Payton (hb)	1975-87	3,838	16,726	4.4	110
2 Rick Casares (fb)	1955-64	1,386	5,675	4.1	49
3 Gale Sayers (hb)	1965-71	991	4,956	5.0	39
4 Neal Anderson (rb)	1986-91	1,157	4,938	4.3	42
5 Roland Harper (rb)	1975-82	757	3,044	4.0	15
6 Willie Galimore (hb)	1957-63	670	2,985	4.5	26
7 Matt Suhey (fb)	1980-89	829	2,946	3.6	20
8 Ronnie Bull (hb-fb)	1962-70	787	2,871	3.7	9
9 Bronko Nagurski (fb)	1930-37; 43	633	2,778	4.4	18
10 Bobby Douglass (qb)	1969-75	373	2,470	6.6	20
11 Ray Nolting (hb)	1936-43	508	2,285	4.5	0
12 George Gulyanics (hb)	1947-52	609	2,081	4.1	19
13 Gary Famiglietti (fb-hb)	1938-45	505	1,927	3.8	20
14 Beattie Feathers (hb)	1934-47	320	1,846	5.8	14
15 Bill Osmanski (fb)	1939-43; 46-47	368	1,753	4.8	20
16 George McAfee (hb)	1940-41; 45-50	341	1,685	4.9	22
17 Brad Muster (fb)	1988-91	357	1,600	4.5	17
18 Jack Manders (fb-hb)	1933-40	451	1,586	3.4	11
19 Hugh Gallarneau (hb)	1941-42; 45-47	343	1,421	4.1	26
20 John Hoffman (fb-hb)	1949-56	317	1,366	4.3	7

CAREER PASSING

(400+ Attempts)

	Years	Att	Cmp	Cmp%	Yards	Y/Att	TD	TD%	Int	Int%	Rate
1 Jim McMahon	1982-88	1,513	874	57.8	11,203	7.37	67	4.4	56	3.7	80.4
2 Sid Luckman	1939-50	1,744	904	51.8	14,686	8.42	137	7.9	132	7.6	75.0
3 Jim Harbaugh	1987-91	1,076	621	57.8	7,079	6.58	30	2.8	33	3.1	74.1
4 Bill Wade	1961-66	1,407	767	54.5	9,958	7.08	68	4.8	66	4.7	73.4
5 Rudy Bukich	1958-59; 62-68	878	474	54.0	6,254	7.12	46	5.2	45	5.1	72.8
6 Johnny Lujack	1948-51	808	404	50.0	6,295	7.79	41	5.1	54	6.7	65.3
7 Mike Tomczak	1985-90	915	454	49.6	6,247	6.83	33	3.6	47	5.1	62.5
8 Ed Brown	1954-61	1,246	607	48.7	9,698	7.78	63	5.1	88	7.1	62.5
9 Mike Phipps	1977-81	482	253	52.5	2,806	5.82	15	3.1	27	5.6	57.1
Bernie Masterson	1934-40	409	156	38.1	3,366	8.23	34	8.3	38	9.3	57.1
11 Jack Concannon	1967-71	951	486	51.1	5,222	5.49	31	3.3	52	5.5	55.6
12 Bob Avellini	1975-82	1,057	530	50.1	6,823	6.46	33	3.1	66	6.2	55.3
13 Vince Evans	1977-82	808	388	48.0	5,064	6.27	26	3.2	46	5.7	55.1
14 George Blanda	1949-58	988	445	45.0	5,936	6.01	48	4.9	70	7.1	51.4
15 Gary Huff	1973-76	614	310	50.5	3,271	6.33	12	2.0	34	5.5	50.1

CAREER SACKS

	Years	Sacks
1 Richard Dent	1983-91	103.5
2 Dan Hampton	1979-90	82.0
3 Jim Osborne	1972-84	81.5
4 Steve McMichael	1981-91	76.0
5 Mike Hartenstine	1975-86	55.5

CAREER FGs

	Years	FG	FGA	Pct.
1 Kevin Butler	1985-91	153	211	72.5
2 Bob Thomas	1975-84	128	205	62.4
3 Mac Percival	1967-73	99	182	54.4
4 George Blanda	1949-58	88	201	43.8
5 Roger Leclerc	1960-66	75	146	51.4

Sacks were corrected this off-season (in conjunction with Elias Stats Bureau). Totals in this media guide are correct.



CAREER RECEIVING

YARDS

		Years	Yards	Catches	Avg	TD
1	Johnny Morris (wr)	1958-67	5,059	356	14.2	31
2	Harlon Hill (wr)	1954-61	4,616	226	20.4	40
3	Walter Payton (rb)	1975-87	4,538	492	9.2	15
4	Mike Ditka (te)	1961-66	4,503	316	14.3	34
5	Willie Gault (wr)	1983-87	3,650	184	19.8	27
6	Ken Kavanaugh (e)	1940-41; 45-50	3,626	162	22.4	50
7	Dick Gordon (wr)	1965-71	3,550	238	14.9	35
8	James Scott (wr)	1976-80; 82	3,202	177	18.1	20
9	Jim Dooley (wr)	1952-54; 56-57; 59-62	3,172	211	15.0	16
10	Jim Keane (e)	1946-51	3,031	206	14.7	23
11	Bill McColl (e)	1952-59	2,815	201	14.0	25
12	Dennis McKinnon (wr)	1983-89	2,753	182	15.1	21
13	Emery Moorehead (te)	1981-88	2,730	200	13.7	14
14	Ray (Scooter) McLean (rb)	1940-47	2,232	103	21.7	21
15	Neal Anderson (rb)	1986-91	2,204	229	9.6	14
16	Wendell Davis (wr)	1988-91	2,134	141	15.1	12
17	Matt Suhey (rb)	1980-89	2,109	259	8.1	5
18	Brian Baschnagel (wr)	1976-84	2,024	134	15.1	9
19	Dennis Gentry (wr)	1982-91	1,962	159	12.3	7
20	Ron Morris (wr)	1987-91	1,947	117	16.6	9
21	George Farmer (wr)	1970-75	1,909	113	16.9	10
22	Gene Schroeder (e)	1951-52; 54-57	1,870	104	18.0	13
23	John Hoffman (e)	1949-56	1,870	136	13.8	9
24	Rick Casares (fb)	1955-64	1,538	182	8.5	10
25	Rickey Watts (wr)	1979-82	1,411	82	17.4	8

CATCHES

		Years	Catches	Yards	Avg	TD
1	Walter Payton (rb)	1975-87	492	4,538	9.2	15
2	Johnny Morris (wr)	1958-67	356	5,059	14.2	31
3	Mike Ditka (te)	1961-66	316	4,503	14.3	34
4	Matt Suhey (fb)	1980-89	259	2,109	8.1	5
5	Dick Gordon (wr)	1965-71	238	3,550	14.9	35
6	Neal Anderson (rb)	1986-91	229	2,204	9.6	14
7	Harlon Hill (e)	1954-61	226	4,616	20.4	40
8	Jim Dooley (wr)	1952-54; 56-57; 59-62	211	3,172	15.0	16
9	Jim Keane (e)	1946-51	206	3,031	14.7	23
10	Bill McColl (e)	1952-59	201	2,815	14.0	25
11	Emery Moorehead (te)	1981-88	200	2,730	13.7	14
12	Willie Gault (wr)	1983-87	184	3,650	19.8	27
	Dennis McKinnon (wr)	1983-89	182	2,753	15.1	21
	Rick Casares (fb)	1955-64	182	1,538	8.5	10
15	James Scott (wr)	1976-80; 82	177	3,202	18.1	20
16	Ronnie Bull (hb-fb)	1962-70	163	1,404	8.6	4
17	Ken Kavanaugh (e)	1940-41; 45-50	162	3,626	22.4	50
18	Dennis Gentry (wr)	1982-91	159	1,962	12.3	7
19	Wendell Davis (wr)	1988-91	141	2,134	15.1	12
20	John Hoffman (e)	1949-56	136	1,870	13.8	9
21	Brad Muster (fb)	1988-91	135	1,234	9.1	5
22	Brian Baschnagel (wr)	1976-84	134	2,024	15.1	9
23	Roland Harper (rb)	1975-78; 80-82	128	1,013	7.9	3
24	Ron Morris (wr)	1987-91	117	1,947	16.6	9
25	George Farmer (wr)	1970-75	113	1,909	16.9	10

CAREER KICKOFF RETURNS

	(25+ Returns)				
	Years	Returns	Yards	Avg	TD
1 Dennis Gentry	1982-91	176	4,023	22.9	3
2 Gale Sayers	1965-71	91	2,781	30.6	6
3 Cecil Turner	1968-73	108	2,616	24.2	4
4 Ron Smith	1965; 70-72	85	2,263	26.6	1
5 Brian Baschnagel	1976-83	89	2,104	23.6	0
6 Charlie Bivins	1960-65	62	1,531	24.7	0
7 Dick Gordon	1965-71	58	1,362	23.5	0
8 Johnny Morris	1958-67	54	1,267	23.5	0
9 Willie Galimore	1957-63	43	1,100	25.6	1
10 Ron Drzewiecki	1955; 57	38	906	23.8	0
11 Willie Gault	1983-86	37	885	23.9	1
12 Lenny Walterscheid	1977-82	34	833	24.5	0
13 Ike Hill	1973-74	27	637	23.6	1
14 Roosevelt Taylor	1961-69	25	598	23.9	0

CAREER PUNT RETURNS

	(25+ Returns)				
	Years	Returns	Yards	Avg	TD
1 George McAfee	1940-41; 45-50	112	1,431	12.8	2
2 Dennis McKinnon	1983-89	127	1,171	9.2	3
3 Jeff Fisher	1981-84	123	1,137	9.2	1
4 Johnny Morris	1958-67	104	893	8.6	1
5 Steve Schubert	1975-79	103	866	8.4	3
6 Virgil Livers	1975-79	86	738	8.6	0
7 Johnny Bailey	1990-91	72	680	9.4	1
8 JR Boone	1948-51	56	635	11.3	0
9 Ray (Scooter) McLean	1940-47	42	622	14.8	3
10 Lew Barnes	1986	59	482	8.5	0
11 Lenny Walterscheid	1977-82	57	424	7.4	0
12 Gale Sayers	1965-71	27	391	14.5	2
13 Jon Arnett	1964-66	45	298	6.6	0
14 Wilford White	1951-52	37	248	6.7	0
15 Ken Taylor	1985	25	198	7.9	0

CAREER PUNTING

	(75+ Punts)			
	Years	Punts	Yards	Gross Avg
1 George Gulyanics	1947-52	113	5,032	44.5
2 Bobby Joe Green	1962-73	833	35,057	42.1
3 Fred (Curley) Morrison	1950-53	243	10,170	41.9
4 Bryan Wagner	1987-88	115	4,743	41.2
5 Maury Buford	1985-86; 89-91	354	14,491	40.9
6 Ed Brown	1954-61	343	13,912	40.6
7 Dave Finzer	1984	83	3,328	40.1
8 Edmund (Zeke) Bratkowski	1954; 57-60; 72	76	3,023	39.8
9 Bob Parsons	1972-83	884	34,180	38.7
10 Sid Luckman	1939-50	230	8,842	38.4

BEARS HISTORICAL HIGHLIGHTS

1920s

9/17/20—George Halas representing the Decatur Staleys meets with representatives of 12 other clubs at Ralph Hay's Hupmobile showroom in Canton, Ohio, forming the American Professional Football Association—which later became the NFL. Membership is set at \$100.

1920—The Staleys shutout 12 of their 13 foes, lose only to the Chicago Cardinals (7-6 at Normal Park) and post a 10-1-2 record. Each player is paid \$1,900 for the season.

1921—Decatur Staleys become Chicago Staleys, play in Wrigley Field, and win the APFA title with 9-1-1 record. A. E. Staley gives Halas the club with \$5,000 to keep the Staleys name for the year. Halas makes Dutch Sternaman his partner.

1/28/22—Franchise renamed Chicago Bears.

11/27/22—First Chicago player deal: Bears buy tackle Ed Healey's contract from the Rock Island Independents for \$100—twice the going rate for a franchise that season.

12/7/24—Harold "Red" Grange signs with Bears and pro football leaves its cradle. His agent C.C. (Cash & Carry) Pyle negotiates a \$100,000 deal with the Bears.

11/26/25—Halas takes the Bears and Grange on a 16-game coast-to-coast tour that sees the club play 16 games from Nov. 26 through Jan. 31 interrupted only by a two-week rest. The Bears post a 11-4-1 record on the trip.

11/26/25—Grange's first game—36,000 see Bears and Cardinals go 0-0 in Wrigley Field with Grange held to 36 yards.

1/16/26—Grange gets two TDs as the Bears impress 75,000 in the LA Coliseum beating the LA Tigers 17-7.

3/1/26—Bears open offices at 111 W. Washington.

1930s

1930—After a 4-8-2 1929 season, George Halas replaces himself as head coach with Ralph Jones. Jones posts a 24-10-7 record during his three seasons.

1930—Bears and Cardinals play football's first indoor game on an 80-yard field at Chicago Stadium. It's an exhibition for unemployment relief.

11/16/31—New Yorkers (including Gov. Alfred E. Smith and Mayor Jimmy Walker) in field boxes at \$100 a seat watch Bears top Giants at Polo Grounds 12-6.

12/18/32—Bronko Nagurski hits Red Grange with a two-yard TD pass and the Bears top the Portsmouth Spartans 9-0 for the NFL championship. The game was played before 11,198 indoors at Chicago Stadium on an 80-yard field.

1932—Franchise loses \$18,000 prompting Dutch Sternaman to unload his half of the Bears to George Halas.

1933—George Halas returns as head coach and takes club out of town for training camp for the first time. University of Notre Dame is the host.

11/5/33—Boston Redskins beat Bears, 10-0, ending Chicago's 16-game unbeaten string.

12/17/33—Bears use rookie Jack Manders' accurate kicking for 11 points and defeat the Giants 23-21 in the NFL's first championship game.

1934—Halas University, the Bears alumni association begins. Annually, Bear veterans return during season for Homecoming Weekend.

1934—Bears hold training camp at Lane Tech High in the city.

8/31/34—A classic is born as 79,432 watch the NFL champion Bears held to a scoreless tie by the first College All-Star team in a game sponsored by Chicago Tribune Charities at Soldier Field.

12/2/34—Rookie Beattie Feathers becomes first pro to rush for 1,000 yards (1,004) leading NFL.

12/9/34—Undefeated Bears slip before Giants in NFL title tilt at Polo Grounds 30-13 before 35,059. With Chicago leading 10-3 at the half, NY dons basketball sneakers and scores 27 points.

1935—Training camp is conducted at St. John's Military Academy in Delafield, Wisconsin.

1936—Joe Stydahar, tackle, West Virginia, is the first Bear draft pick.

12/12/37—Bears win Western Division title but lose NFL Championship 28-21 to Redskins at Wrigley Field. Sammy Baugh hits 18 of 33 for 335 yards and three TDs. Jack Manders scores 15 of the Bears points. A Chicago player's share is \$127.78.

1940s

12/8/40—Ten Bears tally TDs as Chicago rips Washington 73-0 for the NFL title before 36,034 in D.C. The rout signals the beginning of pro football's modern era with the formal unveiling of the T-formation. Each player receives \$873.

1941—*Bear Down Chicago Bears*, the Bears new fight song, is published.

12/14/41—Bears and Packers agree their playoff game should be played to a "sudden-death" finish in event of tie. NFL adopts plan 1/24/42.

12/13/42—George Halas departs for the US Navy prior to the NFL title game which Chicago loses 14-6 in Washington. Bears score on Lee Artoe's 50-yard fumble return.

1943—Hunk Anderson and Luke Johnso co-coach the wartime Bears for the next three seasons, compiling a 15-11-2 record.

11/14/43—Sid Luckman becomes the first pro to pass for over 400 yards in a game. He hits the Giants with 433 yards and seven TDs.

12/26/43—The Bears blast Washington 41-21 in Wrigley Field for the NFL title before 34,320 fans. Sid Luckman throws five TD passes (2 each to Harry Clark and Dante Magnani). Bronko Nagurski scores his last Bear TD, a 3-yard run.

12/15/46—With George Halas around for the full season, the Bears whip the Giants 24-14 before a record NFL title crowd of 58,346 in the Polo Grounds. After opening with a 21-yard TD pass to Ken Kavanaugh, Sid Luckman gets the winning score on a 19-yard bootleg.

1948—Bears make the first trade for a draft choice then select QB Bobby Layne.

12/11/49—Johnny Lujack sets NFL passing record with 468 yards against the Cardinals.

1950s

12/17/50—Bears and Rams tie for Western Division title with 9-3 marks but Rams trip Bears in LA 24-14 breaking tie.

1956—Halas retires for a third time. Paddy Driscoll gets the position.

12/30/56—Giants, with their sneakers again, trounce Chicago 47-7 before 56,836 in Yankee Stadium for NFL title.

11/2/58—Bears and Rams establish NFL attendance record drawing 90,833 paid in the LA Coliseum. Rams win 41-35.

1960s

10/22/61—Bears destroy the scorching 49er shotgun formation 31-0 with Bill George playing middle guard and the defensive line stunting.

12/29/63—Bears intercept five YA Tittle passes and capture NFL title from Giants 14-10 in Wrigley Field before 45,801 and closed circuit TV. QB Bill Wade gets both TDs on two- and one-yard runs. Each Bear earns \$5,899.

1964—Flanker Johnny Morris catches NFL record 93 passes.

1965—Bears set standard for draft by selecting LB Dick Butkus and RB Gale Sayers on first round.

1965—Rookie Sayers bursts into pro football with a NFL record 22 TDs.

12/12/65—Gale Sayers scores six TDs against 49ers.

1966—Gale Sayers sets NFL combined yards record with 2,440.

5/27/68—The all-time winningest coach in football history, George Halas, retires from coaching after 40 seasons with 331 wins, 152 defeats, 31 ties.

1970s

3/19/70—George Halas elected president of the National Football Conference as NFL-AFL merge.

6/16/70—Bear running back Brian Piccolo dies of cancer. Club establishes Piccolo Fund, raising almost \$2 million for cancer research.

12/13/70—Bears say goodbye to Wrigley Field trouncing Green Bay 35-17. They will make Soldier Field their home in 1971.

9/19/71—The Bears open at Soldier Field by defeating the Pittsburgh Steelers 17-15.

9/12/74—Jim Finks joins Bears as Vice President and General Manager after serving as Vikings' GM and NFL Management Council Advisor.

12/17/74—After three seasons and a record of 11-30-1, Abe Giron departs as head coach.

12/31/74—Former NFL star linebacker Jack Pardee is named Bear head coach—the first non-Bear to hold the job.

7/12/75—Bears open training camp at Lake Forest College after 31 seasons in Rensselaer, Indiana.

11/20/77—Enroute to leading the NFL in rushing with a Bear record 1,852 yards, Walter Payton dashes through Vikings in Soldier Field for a NFL record 275 yards.

12/18/77—A 28-yard FG by Bob Thomas with :09 left in overtime gives Bears a 12-9 win over the Giants, a 9-5 record, a six-game win streak, and their first playoff spot in 14 years.

12/26/77—Bears finish season with 37-7 playoff loss at Dallas, but set 28 team records and play before a home record 401,513 fans in seven Soldier Field dates.

1/19/78—With a three-year record of 20-22, Jack Pardee resigns to seek Redskin coaching job.

- 2/16/78**—Neill Armstrong, Minnesota Vikings defensive coordinator, becomes head coach.
- 9/3/79**—Bears occupy \$1.6 million new headquarters named Halas Hall on Lake Forest College campus.
- 12/16/79**—Massive heart attack claims George (Mugs) Halas at 54. Bears route St. Louis 42-6 and Dallas tips Washington 35-34. The combination sends 10-6 Bears to the playoffs.
- 12/23/79**—After leading 17-10, Bears drop the Wild Card game at Philadelphia, 27-17.

1980s

- 10/6/80**—Payton gains 133 rushing and 14 receiving to raise lifetime combined yardage to 9,492—breaking Sayers' club record. Bears beat Tampa 23-0 at Soldier Field.
- 12/7/80**—Bears whip Packers 61-7 at Soldier Field equaling club record for points and setting records for first downs (33) and completion percentage (83.3%, 20 of 24). Vince Evans throws for 316—most by a Bear in 10 years.
- 1/4/82**—After four seasons and a 30-35 record, Neill Armstrong departs as head coach.
- 1/20/82**—Mike Ditka, assistant offensive coach of the Dallas Cowboys, becomes head coach.
- 8/24/83**—Jim Finks resigns as General Manager after nine seasons.
- 10/5/83**—George Halas names Jerry Vainisi as the club's General Manager.
- 10/31/83**—Bears' founder and owner, George Halas, dies at the age of 88.
- 11/11/83**—Michael B. McCaskey becomes the Bears' third president in franchise history.
- 2/19/84**—Rudy Custer, business manager for 38 years, announces his retirement.
- 10/7/84**—Walter Payton breaks Jim Brown's rushing record with a third quarter six-yard run against the NO Saints. He finishes the day with 32 carries for 154 yards.
- 11/25/84**—Bears defeat Vikings 34-3 at Minneapolis to clinch first Central division title.
- 12/30/84**—Bears defeat Redskins 23-19 in divisional playoffs. Advance to NFC Championship but lose to 49ers, 23-0.
- 1985**—Bears win first 12 games of season enroute to posting 15-1 regular season mark, tying the most regular season wins by team in NFL history. Chicago claims second straight NFC Central title as club record nine players are selected to Pro Bowl.
- 1/5/86**—Bears host first playoff game since 1963 and shutout New York Giants, 21-0.
- 1/12/86**—Bears blank Los Angeles Rams, 24-0, in NFC Championship game at Soldier Field and advance to Super Bowl XX.

- 1/26/86**—Chicago sets seven Super Bowl records in first appearance including most points (46) and largest margin of victory (36) in 46-10 rout of the New England Patriots. The game was witnessed by record-setting number of viewers via television worldwide. The next day the team was greeted by an estimated 500,000 people in a ticker tape parade in downtown Chicago.
- 1986**—Bears capture third straight NFC Central title with 14-2 mark; defense allows NFL record-low 187 points. Bears lose opening round game of playoffs to Redskins, 27-13.
- 12/20/87**—Walter Payton plays final regular season game at Soldier Field and rushes for 79 yards and two TDs. "Walter Payton Day" is celebrated prior to game when club president Michael McCaskey retires jersey number 34.
- 1987**—Bears win fourth consecutive division title with 11-4 mark in strike interrupted season. Team posts four straight winning seasons, a feat last accomplished by Bears between 1946-51. Redskins come back from 14-0 deficit to beat Bears, 21-17, in playoffs.
- 1988**—Bears post 12-4 record (tied for best in NFL) and advance to NFC Championship game before losing to eventual Super Bowl Champion San Francisco. Bears finish five-year period (1984-88) with 62 wins—most by NFL team ever in such a span.
- 12/3/89**—Kevin Butler connects on his 24th straight field goal to set a NFL record for Most Consecutive Field Goals.
- 12/24/89**—Richard Dent sacks Joe Montana and becomes the Bears' all-time sack leader. It is his 82nd in Dent's career and surpasses Jim Osborne (81.5).

1990s

- 6/6/90**—Andy McKenna and Patrick G. Ryan, two Chicago businessmen, purchase approximately 20% (total) of the Bears from the McCaskeys.
- 1990**—Bears regain NFC Central Title with 11-5 mark. They win the First Round playoff game against Saints, 16-6, before falling to eventual Super Bowl Champion NY Giants, 31-3, in Dan Hampton's last game.
- 12/8/91**—Mike Ditka wins his 100th regular season game as the Bears' head coach with a 27-13 victory over the Green Bay Packers at Soldier Field.
- 1991**—Chicago finishes 11-5 and earns a Wild Card berth in the playoffs. The Bears are upset in the First Round by the Dallas Cowboys, 17-13, at Soldier Field.



george s. HALAS

Feb. 2, 1895 - Oct. 31, 1983

Leading the Chicago Bears for more than a half-century, George S. Halas, the team's founder and head coach for 40 years, was one of the most enduring personalities in sports history. Halas was active with the Bears starting in 1920 when he founded the team.

Halas was born and raised on Chicago's west side, prepped at Crane Tech High School before attending the University of Illinois where he earned a B.S. degree while lettering in football, basketball, and baseball. After graduation in 1918, he joined the Navy for the first

of two tours of duty. He was named Player of the Game in the 1919 Rose Bowl playing end on the Great Lakes team that beat the Marines 17-0. A commander when he left active duty in 1946, Halas retired as a captain in the Naval Reserve. He was also awarded the Distinguished Citizens Award—the highest honor the Navy can bestow on a civilian.

After leaving the Navy, Halas played right field for the New York Yankees, but a hip injury shortened his baseball career. Halas went to work for a Decatur (IL) corn products firm owned by an enthusiastic sports fan, Mr. A.E. Staley, who sponsored a semi-pro baseball team, and later commissioned Halas to organize an independent football team.

PRO CAREER: As a player, Halas set an NFL record (which stood til 1972) when he took a Jim Thorpe fumble 98 yards for a TD in a 26-0 win over the Oorang Indians at Wrigley Field (11/4/23). He played end for the Bears from 1920-29 and was named to the NFL All-Pro squad of the 20s.

PRO COACHING CAREER: Four times Halas interrupted his coaching activities by his own volition. He first turned over the leadership to Ralph Jones from 1930 through 1932. In 1942 when he left for the Navy, Luke Johnsos and "Hunk" Anderson shared head coaching responsibilities until '45. John "Paddy" Driscoll coached in 1956-57. Coincidentally, in '33 and again in '46 when Halas resumed coaching, his Bears won world championships.

During the 1940s, his teams reached the height of their power with four straight Western Conference titles; three world championships; a fantastic four-season record (including pre-season games) of 62-7-1 (.899); scoring 2,164 points and allowing just 842. The 1940 team, which defeated the Washington Redskins 73-0 for the World Championship, was voted the greatest professional team of all-time by the National Academy of Sports Editors in 1963.

Resuming coaching in 1958, Halas needed a little more time to develop another championship, but five years later (1963) the Bears had won their eighth championship. *The Sporting News*, AP, and UPI named him Coach of the Year after the 1963 and 1965 seasons. Halas retired from coaching on May 27, 1968, with a career record of 326-151-32. He is a charter member of the Pro Football Hall of Fame.

HALAS' BEARS RECORDS

Longest run with opponent's fumble: 98 yards, TD (11/4/23)

ALL-TIME COACHING RECORDS

Most regular season wins: 326

Most consecutive regular season wins without defeat: 23-0-1 (1941-43); tied with old Canton Bulldogs

Most consecutive wins (all games): 18 (1933-34) & (1941-42)

Most consecutive regular season victories: 17 (1933-34)

BEAR COACHING RECORDS

Most regular season wins: 326

Most regular season wins; consecutive: 23 (1941-43)

Most consecutive wins (including playoffs): 18 (1933-34) & (1941-43)

Most World Champions: 6 (1921, 1933, 1940, 1941, 1946, 1963)

george s. HALAS, jr.

Sept. 4, 1925 - Dec. 16, 1979



"Mugs" Halas was an integral part of the Chicago Bears before his untimely death in 1979. The son of pro football founder George S. Halas, "Mugs" spent 30 years in pro football. He joined the Bears' front office in 1950, was named treasurer in 1953, and became president of the club in 1963. In his first season as president the Bears were NFL champions. "Mugs" was the second of just three presidents in the franchise's 70-year history. He succeeded his father, George S. Halas, and was followed by current president, Michael McCaskey. His numerous contributions on a league-level included membership on the executive committee of the NFL Management Council.

"Mugs" learned football at a young age, serving as a ball boy while growing up. He earned a business degree from Loyola in 1949, before entering pro football on a full-time basis. "Mugs" is remembered for his love and devotion to the game.

walter PAYTON

Running Back 1975-87



- Attended Jackson State
- Holds 8 NFL Records
- Holds 27 Bears' Records; jersey #34 is retired
- Voted to 9 Pro Bowls (1976; 78-81; 84-87)
- Member of Chicago Bears Board of Directors

Payton's Pro Stats

Year	Rushing					Receiving					G-GS
	No	Yds	Avg	Lg	TD	No	Yds	Avg	Lg	TD	
1987 Bears	146	533	3.7	17	4	33	217	6.6	16	1	12-12
1986 Bears	321	1,333	4.2	41	8	37	382	10.3	57	3	16-16
1985 Bears	324	1,551	4.8	40	9	49	483	9.9	65	2	16-16
1984 Bears	381	1,684	4.4	72	11	45	368	8.2	31	0	16-16
1983 Bears	314	1,421	4.5	49	6	53	607	11.5	74	2	16-16
1982 Bears	148	596	4.0	26	1	32	311	9.7	40	0	9-9
1981 Bears	339	1,222	3.6	39	6	41	379	9.2	30	2	16-16
1980 Bears	317	1,460	4.6	69	6	46	367	8.0	54	1	16-16
1979 Bears	369	1,610	4.4	43	14	31	313	10.1	65	2	16-16
1978 Bears	333	1,395	4.2	76	11	50	480	9.6	61	0	16-16
1977 Bears	339	1,852	5.5	73	14	27	269	10.0	75	2	14-14
1976 Bears	311	1,390	4.5	60	13	15	149	9.9	34	0	14-14
1975 Bears	196	679	3.5	54	7	33	213	6.5	40	0	13-7
Career	*3,838	*16,726	4.4	76	*110	492	4,538	9.2	75	15	190-184

Also: Career passing: 11-34-331, 8 TDs, and 5 interceptions.

Career kickoff returns: 17 for 539 yards (31.7 avg.) no TDs.

Career punting: 1 for 39 yards (1975)

Playoffs

Year	Rushing					Receiving					G-GS
	No	Yds	Avg	LG	TD	No	Yds	Avg	LG	TD	
1987 Bears	18	85	4.7	16	0	3	20	6.7	9	0	1-1
1986 Bears	14	38	2.7	9	0	1	-2	-2.0	-2	0	1-1
1985 Bears	67	186	2.8	12	0	8	52	6.5	19	0	3-3
1984 Bears	46	196	4.3	20	0	4	23	5.8	12	0	2-2
1979 Bears	16	67	4.2	12	2	3	52	17.3	31	0	1-1
1977 Bears	19	60	3.1	11	0	3	33	11.0	20	0	1-1
Career	180	632	3.5	20	2	22	178	8.1	31	0	9-9

Also: 3 kickoff returns for 57 yards in 1977.

* NFL Record

ANNUAL SCORING & RUSHING LEADERS

SCORING

Year	Player	TD	PAT	FG	Pts
1991	Butler, Kevin	0	32	19	89
1990	Butler, Kevin	0	36	26	114
1989	Anderson, Neal	15	0	0	90
1988	Butler, Kevin	0	37	15	82
1987	Butler, Kevin	0	28	19	85
1986	Butler, Kevin	0	36	28	120
1985*	Butler, Kevin	0	51	31	144
1984	Thomas, Bob	0	35	22	101
1983	Thomas, Bob	0	35	14	77
1982	Moorehead, Emery	5	0	0	30
1981	Roveto, John	0	19	10	49
1980	Thomas, Bob	0	35	13	74
1979	Payton, Walter	16	0	0	96
1978	Thomas, Bob	0	26	17	77
1977	Payton, Walter	16	0	0	96
1976	Payton, Walter	13	0	0	78
1975	Thomas, Bob	0	18	13	57
1974	Roder, Mirro	0	18	13	57
1973	Roder, Mirro	0	11	8	35
1972	Percival, Mac	0	26	12	62
1971	Percival, Mac	0	18	15	63
1970	Percival, Mac	0	28	20	88
1969	Percival, Mac	0	26	8	50
1968	Percival, Mac	0	25	25	100
1967	Sayers, Gale	12	0	0	72
1966	DeClerc, Roger	0	24	18	78
1965*	Sayers, Gale	22	0	0	132
1964	Morris, Johnny	10	0	0	60
1963	Ditka, Mike	8	0	0	48
1962	DeClerc, Roger	0	36	13	75
1961	Ditka, Mike	12	0	0	72
1960	Aveni, John	0	23	7	44
1959	Casares, Rick	12	0	0	72
1958	Galimore, Willie	12	0	0	72
1957	Blanda, George	1	23	14	71
1956	Casares, Rick	14	0	0	84
1955	Blanda, George	2	37	11	82
1954	Hill, Harlon	12	0	0	72
1953	Blanda, George	0	27	7	48
1952	Blanda, George	1	30	6	54
1951	Lujack, Johnny	7	10	0	52
1950	Lujack, Johnny	11	34	3	109
1949	Lujack, Johnny	2	42	1	57
1948	Lujack, Johnny	1	44	0	50
1947	Kavanaugh, Ken	13	0	0	78
1946	Gallameau, Hugh	8	0	0	48
1945	Kavanaugh, Ken	6	0	0	36
1944	McLean, Ray	7	0	0	42
1943	Clark, Harry	10	0	0	60
1942	McLean, Ray	9	0	0	54
1941	McAfee, George	12	0	0	72
1940	McLean, Ray	4	1	0	25
1939	Manders, Jack	4	17	3	50
1938	Manders, Jack	3	10	3	37
1937*	Manders, Jack	5	15	8	69
1936	Manders, Jack	4	17	7	62
1935	Karr, William	6	0	0	36
1934*	Manders, Jack	3	31	10	79
1933	Manders, Jack	0	15	6	33

*Led NFL

RUSHING

Year	Player	Yards	Att	TD
1991	Anderson, Neal	747	210	6
1990	Anderson, Neal	1,078	260	10
1989	Anderson, Neal	1,275	274	11
1988	Anderson, Neal	1,106	249	12
1987	Anderson, Neal	586	129	3
1986	Payton, Walter	1,333	321	8
1985	Payton, Walter	1,551	324	9
1984	Payton, Walter	1,684	381	11
1983	Payton, Walter	1,421	314	6
1982	Payton, Walter	598	148	1
1981	Payton, Walter	1,222	339	6
1980	Payton, Walter	1,460	317	6
1979	Payton, Walter	1,610	369	14
1978	Payton, Walter	1,395	333	11
1977*	Payton, Walter	1,852	339	14
1976	Payton, Walter	1,390	311	13
1975	Payton, Walter	679	196	7
1974	Grandberry, Ken	475	144	2
1973	Garrett, Carl	655	175	5
1972	Douglass, Bobby	968	141	8
1971	Shy, Don	420	116	2
1970	Montgomery, Ross	229	62	0
1969*	Sayers, Gale	1,032	236	8
1968	Sayers, Gale	856	138	2
1967	Sayers, Gale	880	186	7
1966*	Sayers, Gale	1,231	229	8
1965	Sayers, Gale	867	166	14
1964	Arnett, Jon	400	119	1
1963	Marconi, Joe	446	118	2
1962	Marconi, Joe	406	89	5
1961	Galimore, Willie	707	153	4
1960	Casares, Rick	566	160	5
1959	Casares, Rick	699	177	10
1958	Casares, Rick	651	176	2
1957	Casares, Rick	700	204	6
1956*	Casares, Rick	1,128	234	12
1955	Casares, Rick	672	125	4
1954	Jagade, Chick	498	157	3
1953	Morrison, Fred	307	95	2
1952	Morrison, Fred	367	95	3
1951	Dotley, John	670	127	3
1950	Gulyanics, George	571	146	2
1949	Gulyanics, George	452	102	5
1948	Gulyanics, George	439	119	4
1947	Osmanski, Joe	328	64	1
1946	Gallameau, Hugh	476	112	6
1945	Margarita, Bob	497	112	3
1944	Margarita, Bob	463	88	4
1943	Clark, Harry	556	120	3
1942	Famiglietti, Gary	503	118	8
1941	McAfee, George	474	65	6
1940	Notling, Ray	373	78	1
1939*	Osmanski, Bill	699	121	7
1938	Notling, Ray	297	63	2
	Francis, Sam	297	85	3
1937	Notling, Ray	424	106	2
1936	Nagurski, Bronko	529	122	3
1935	Ronzani, Gene	356	79	2
1934*	Feathers, Beattie	1,004	101	8
1933	Nagurski, Bronko	533	128	1

*Led NFL

ANNUAL PASSING LEADERS

Year	Player	Att	Cmp	Yards	TD	Int	Rating
1991	Harbaugh, Jim	478	275	3,121	15	16	73.7
1990	Harbaugh, Jim	312	180	2,178	10	6	81.9
1989	Tomczak, Mike	306	156	2,058	16	16	68.2
1988	McMahon, Jim	192	114	1,346	6	7	76.0
1987	McMahon, Jim	210	125	1,639	12	8	87.4
1986	McMahon, Jim	150	77	995	5	8	61.4
1985	McMahon, Jim	313	178	2,392	18	11	82.8
1984	McMahon, Jim	143	85	1,146	8	2	97.8
1983	McMahon, Jim	295	175	2,184	12	13	77.7
1982	McMahon, Jim	210	120	1,501	9	7	80.1
1981	Evans, Vince	436	195	2,354	11	20	51.0
1980	Evans, Vince	278	148	2,039	11	16	66.1
1979	Phipps, Mike	255	134	1,535	9	8	69.7
1978	Avellini, Bob	264	141	1,718	5	16	54.6
1977	Avellini, Bob	293	194	2,004	11	18	61.7
1976	Avellini, Bob	271	118	1,580	8	15	49.7
1975	Huff, Gary	205	114	1,083	3	9	57.1
1974	Huff, Gary	283	142	1,663	6	17	50.4
1973	Douglass, Bobby	174	81	1,057	5	7	59.2
1972	Douglass, Bobby	198	75	1,246	9	12	49.5
1971	Douglass, Bobby	225	91	1,164	7	15	38.7
1970	Concannon, Jack	385	194	2,130	16	18	61.6
1969	Concannon, Jack	160	87	1,783	4	8	31.3
1968	Concannon, Jack	143	71	715	5	9	49.8
1967	Concannon, Jack	186	92	1,260	6	14	51.0
1966	Bukich, Rudy	309	147	1,858	10	21	49.1
1965*	Bukich, Rudy	312	176	2,641	20	9	93.6
1964	Bukich, Rudy	160	99	1,099	12	7	89.0
1963	Wade, Bill	356	192	2,301	15	12	73.8
1962	Wade, Bill	412	225	3,172	18	24	70.2
1961	Wade, Bill	250	139	2,258	22	13	93.7
1960	Brown, Ed	149	59	1,079	7	11	50.1
1959	Brown, Ed	247	125	1,881	13	10	77.0
1958	Brown, Ed	218	102	1,418	10	17	51.0
1957	Brown, Ed	185	84	1,321	6	16	44.5
1956*	Brown, Ed	168	96	1,667	11	12	83.1
1955	Brown, Ed	164	85	1,307	9	10	71.4
1954	Bratkowski, Zeke	130	67	1,087	8	17	60.9
1953	Blanda, George	362	169	2,164	14	24	51.3
1952	Romanik, Steve	126	49	772	4	11	34.5
1951	Lujack, Johnny	176	85	1,295	3	8	59.9
1950	Lujack, Johnny	254	121	1,731	4	21	40.9
1949	Lujack, Johnny	312	162	2,658	23	22	75.9
1948	Luckman, Sid	163	89	1,047	13	14	65.2
1947	Luckman, Sid	323	176	2,712	24	31	67.6
1946	Luckman, Sid	229	110	1,826	17	16	70.8
1945†	Luckman, Sid	217	117	1,725	14	10	82.6
1944	Luckman, Sid	143	71	1,018	11	11	66.8
1943	Luckman, Sid	202	110	2,194	28	12	107.8
1942	Luckman, Sid	105	57	1,023	10	13	80.0
1941	Luckman, Sid	119	68	1,181	9	6	95.5
1940	Luckman, Sid	105	48	941	6	9	60.7
1939	Masterson, Bernie	113	44	914	5	9	49.6
1938	Masterson, Bernie	112	46	848	7	9	55.6
1937	Masterson, Bernie	72	26	615	6	7	55.8
1936	Molesworth, Keith	31	15	188	4	4	67.7
1935	Masterson, Bernie	44	18	456	5	4	79.4
1934	Ronzani, Gene	32	15	150	3	0	91.9
1933	Molesworth, Keith	50	19	433	3	4	56.5

*Led NFL; †Tied for NFL lead.

ANNUAL RECEIVING LEADERS

CATCHES

Year	Player	No	Yards	TD
1991	Davis, Wendell	61	945	6
1990	Muster, Brad	47	452	0
1989	Anderson, Neal	50	434	4
1988	McKinnon, Dennis	45	704	3
1987	Anderson, Neal	47	467	3
1986	Gault, Willie	42	818	5
1985	Payton, Walter	49	483	2
1984	Payton, Walter	45	368	0
1983	Payton, Walter	53	607	2
1982	Suhey, Matt	36	333	0
1981	Payton, Walter	41	379	2
1980	Payton, Walter	46	367	1
1979	Williams, Dave	42	354	5
1978	Payton, Walter	50	480	0
1977	Scott, James	50	809	3
1976	Harper, Roland	29	291	1
1975	Rather, Bo	39	685	2
1974	Wade, Charlie	39	683	1
1973	Garrett, Carl	23	292	0
1972	Thomas, Earl	20	365	3
1971	Farmer, George	46	737	5
1970*	Gordon, Dick	71	1,026	13
1969	Wallace, Bob	47	553	5
1968	Gordon, Dick	29	477	4
1967	Gordon, Dick	31	524	5
1966	Sayers, Gale	34	447	2
1965	Morris, Johnny	53	846	4
1964*	Morris, Johnny	93	1,200	10
1963	Ditka, Mike	59	794	8
1962	Ditka, Mike	58	904	5
	Morris, Johnny	58	889	5
1961	Ditka, Mike	56	1,076	12
1960	Dewveall, Willard	43	804	5
1959	Dooley, Jim	41	580	3
1958	McColl, Bill	35	517	8
1957	Dooley, Jim	37	530	1
1956	Hill, Harlon	47	1,128	11
1955	Hill, Harlon	42	789	9
1954	Hill, Harlon	45	1,124	12
1953	Dooley, Jim	53	841	4
1952	Schroeder, Gene	39	660	6
1951	Hoffman, John	28	394	2
1950	Keane, Jim	36	433	0
1949	Keane, Jim	47	696	6
1948	Keane, Jim	30	414	3
1947*	Keane, Jim	64	910	10
1946	Kavanaugh, Ken	18	337	5
1945	Wilson, George	28	259	3
1944	Wilson, George	24	265	4
1943	Clark, Harry	23	535	7
1942	McLean, Ray	19	571	8
1941	Plasman, Dick	14	283	0
1940	Kavanaugh, Ken	12	276	3
1939	Plasman, Dick	19	403	3
1938	Karr, William	14	253	4
1937	McDonald, Lester	11	179	4
1936	Hewitt, Bill	15	358	6
1935	Johnsos, Luke	19	298	4
1934	Hewitt, Bill	10	151	5
1933	Hewitt, Bill	16	273	2
1932	Johnsos, Luke	19	321	2

YARDS

Year	Player	Yards	No	TD
1991	Davis, Wendell	945	61	6
1990	Davis, Wendell	572	39	3
1989	Morris, Ron	486	30	1
1988	McKinnon, Dennis	704	45	3
1987	Gault, Willie	705	35	7
1986	Gault, Willie	818	42	5
1985	Gault, Willie	704	33	1
1984	Gault, Willie	587	34	6
1983	Gault, Willie	836	40	8
1982	Moorehead, Emery	363	30	5
1981	Margerum, Ken	584	39	1
1980	Scott, James	696	36	3
1979	Baschnagel, Brian	452	30	2
1978	Scott, James	759	42	5
1977	Scott, James	809	50	3
1976	Scott, James	512	26	6
1975	Rather, Bo	685	39	2
1974	Wade, Charles	683	39	1
1973	Thomas, Earl	343	24	4
1972	Farmer, George	380	14	2
1971	Farmer, George	737	46	5
1970	Gordon, Dick	1,026	71	13
1969	Wallace, Bob	553	47	5
1968	Gordon, Dick	477	29	4
1967	Gordon, Dick	534	31	5
1966	Jones, Jimmie	504	28	5
1965	Morris, Johnny	846	53	4
1964*	Morris, Johnny	1,200	93	10
1963	Ditka, Mike	794	59	8
1962	Ditka, Mike	904	58	5
1961	Ditka, Mike	1,076	56	12
1960	Dewveall, Willard	804	43	5
1959	Dooley, Jim	580	41	3
1958	McColl, Bill	517	35	8
1957	Dooley, Jim	530	37	1
1956	Hill, Harlon	1,128	47	1
1955	Hill, Harlon	789	42	9
1954	Hill, Harlon	1,124	45	12
1953	Dooley, Jim	841	53	4
1952	Schroeder, Gene	660	39	6
1951	Schroeder, Gene	461	24	3
1950	Keane, Jim	433	36	0
1949	Keane, Jim	696	47	6
1948	Keane, Jim	414	30	3
1947	Keane, Jim	910	64	10
1946	McLean, Ray	348	17	2
1945	Kavanaugh, Ken	539	35	6
1944	McLean, Ray	414	19	5
1943	Clark, Harry	535	23	7
1942	McLean, Ray	571	19	8
1941	Kavanaugh, Ken	314	11	6
1940	Kavanaugh, Ken	276	12	3
1939	Plasman, Dick	403	19	3
1938	Karr, Bill	253	14	4
1937	Manske, Eggs	225	9	3
1936	Hewitt, Bill	358	15	6
1935	Johnsos, Luke	298	19	4
1934	Hewitt, Bill	151	10	5
1933	Hewitt, Bill	273	16	2
1932	Johnsos, Luke	321	24	2

*Led NFL

ANNUAL RETURN LEADERS

PUNTS

Year	Player	No	Yards	Avg
1991	Bailey, Johnny	36	281	7.8
1990	Bailey, Johnny	36	399	11.1
1989	Green, Mark	16	141	8.8
1988	McKinnon, Dennis	34	277	8.1
1987	McKinnon, Dennis	40	405	10.1
1986	Barnes, Lew	57	482	8.5
1985	Taylor, Ken	25	198	7.9
1984	Fisher, Jeff	58	492	8.5
1983	McKinnon, Dennis	34	316	9.3
1982	Fisher, Jeff	9	65	7.2
1981	Fisher, Jeff	43	509	11.8
1980	Walterscheid, Lenny	33	239	7.2
1979	Schubert, Steve	25	238	9.5
1978	Schubert, Steve	27	229	8.5
1977	Schubert, Steve	31	291	9.4
1976	Livers, Virgil	28	205	7.3
1975	Livers, Virgil	42	456	10.9
1974	Hill, Ike	33	183	5.5
1973	Hill, Ike	36	204	5.7
1972	Smith, Ron	26	163	6.3
1971	Smith, Ron	26	194	7.5
1970	Cole, Linzy	14	83	5.9
1969	Lyle, Garry	12	78	6.5
1968	Turner, Cecil	9	19	2.1
1967	Gordon, Dick	12	82	6.8
1966	Arnett, Jon	15	58	3.9
1965	Sayers, Gale	16	238	14.9
1964	Arnett, Jon	19	188	9.9
1963	Morris, Johnny	16	164	10.3
1962	Morris, Johnny	20	208	10.4
1961	Morris, Johnny	23	155	6.7
1960	Morris, Johnny	13	75	5.8
1959*	Morris, Johnny	14	171	12.2
1958	Morris, Johnny	14	96	6.9
1957	Drzewiecki, Ron	22	64	2.9
1956	Jeter, Perry	6	66	11.0
	Smith, Ray	6	66	11.0
1955	Drzewiecki, Ron	20	100	5.0
1954	Stone, Billy	14	40	2.9
1953	Macon, Ed	17	68	4.0
1952	White, Wilford	23	117	5.1
1951	White, Wilford	14	131	9.4
1950	McAfee, George	33	284	8.6
1949	McAfee, George	24	279	11.6
1948*	McAfee, George	30	417	13.9
1947	McAfee, George	18	261	14.5
1946	Gallameau, Hugh	10	99	9.9
1945	Margarita, Bob	7	66	9.4
1944	Grygo, Al	11	100	9.1
1943	Clark, Harry	10	158	15.8
1942	Gallameau, Hugh	9	101	11.2
1941	McAfee, George	5	158	31.6

KICKOFFS

Year	Player	No	Yards	Avg
1991	Bailey, Johnny	16	311	19.4
1990	Bailey, Johnny	23	363	15.8
1989	Gentry, Dennis	28	667	23.8
1988	Gentry, Dennis	27	578	21.4
1987	Gentry, Dennis	25	621	24.8
1986*	Gentry, Dennis	20	576	28.8
1985	Gault, Willie	22	577	26.2
1984	Cameron, Jack	26	485	18.7
1983	Gault, Willie	13	276	21.2
1982	Watts, Rickey	14	330	23.6
1981	Williams, Dave	23	486	21.1
1980	Williams, Dave	27	666	24.7
1979	Walterscheid, Lenny	19	427	22.5
1978	Baschnagel, Brian	20	455	22.8
1977	Baschnagel, Brian	23	557	24.2
1976	Baschnagel, Brian	29	754	26.0
1975*	Payton, Walter	14	444	31.7
1974	Grandberry, Ken	22	568	25.8
1973*	Garrett, Carl	16	486	30.4
1972*	Smith, Ron	30	924	30.8
1971	Smith, Ron	26	671	25.8
1970	Turner, Cecil	23	752	32.7
1969	Sayers, Gale	14	339	24.2
1968	Turner, Cecil	20	363	18.2
1967	Sayers, Gale	16	603	37.7
1966*	Sayers, Gale	23	718	31.2
1965	Sayers, Gale	21	660	31.4
1964	Martin, Billy	24	534	22.3
1963	Bull, Ronnie	7	105	15.0
1962	Martin, Billy	25	515	20.6
1961	Bivins, Charles	25	669	26.7
1960	Galimore, Willie	12	292	24.3
1959	Morris, Johnny	17	438	25.8
1958	Morris, Johnny	16	399	24.9
1957	Drzewiecki, Ron	13	315	24.2
1956	Bingham, Don	17	444	26.1
1955	Drzewiecki, Ron	25	591	23.6
1954	Jagade, Chick	11	195	17.7
1953	Macon, Ed	13	373	28.7
1952	Macon, Ed	9	299	33.2
1951	Morrison, Fred	13	353	27.2
1950	Hunsinger, Chuck	23	343	14.9
1949	Dreyer, Fred	13	338	26.0
1948	Minini, Frank	12	370	30.8
1947	Minini, Frank	11	261	23.7
1946	Osmanski, Bill	8	203	25.4
1945	Margarita, Bob	10	155	15.5
1944	Margarita, Bob	12	279	23.3
1943	Clark, Harry	13	326	25.1
1942	Gallameau, Hugh	6	151	25.2
1941	McAfee, George	7	223	31.9

*Led NFL

ANNUAL INTERCEPTION LEADERS

Year	Player	No	Yards	Year	Player	No	Yards
1991	Stinson, Lemuel	4	69	1966	Petitbon, Richie	4	34
1990*	Carrier, Mark	10	39	1965	Butkus, Dick	5	84
1989	Stinson, Lemuel	4	59	1964	Caroline, JC	2	84
1988	Jackson, Vestee	8	94		Whitsell, Dave	2	57
1987	Duerson, Dave	3	0		Taylor, Roosevelt	2	45
1986	Richardson, Mike	7	69		McRae, Bennie	2	44
1985	Frazier, Leslie	6	119		George, Bill	2	28
1984	Fencik, Gary	5	102	1963*	Taylor, Roosevelt	9	172
1983	Frazier, Leslie	7	135	1962	Petitbon, Richie	6	212
1982	Schmidt, Terry	4	39	1961	Whitsell, Dave	6	123
1981	Fencik, Gary	6	121	1960	Caroline, JC	3	31
1980	Walterscheid, Lenny	4	84	1959	Barnes, Erich	5	67
1979	Schmidt, Terry	6	44	1958	Sumner, Charles	6	67
	Fencik, Gary	6	31	1957	Johnson, Jack	4	36
1978	Fencik, Gary	4	77	1956	Caroline, JC	6	182
1977	Ellis, Allan	6	23	1955	Sumner, Charles	7	162
1976	Brupbacher, Ross	7	49	1954	Whitman, SJ	5	117
1975	Clemons, Craig	2	109	1953	Kindt, Don	6	172
	Plank, Doug	2	50	1952	Dooley, Jim	5	30
	Livers, Virgil	2	40	1951	Schroeder, Gene	5	62
	Ellis, Allan	2	4	1950	Davis, Harper	5	59
1974	Clemons, Craig	4	84	1949	McAfee, George	6	76
1973	Lyle, Garry	5	62	1948	Lujack, Johnny	8	131
1972	Ford, Charlie	7	104	1947	Mullins, Noah	6	113
1971	Ford, Charlie	5	46	1946	Farris, Tom	4	43
1970	Buffone, Doug	4	33	1945	Margarita, Bob	6	79
1969	Taylor, Joe	3	37	1944	Grygo, Al	4	79
	Daniels, Dick	3	37	1943	Clark, Harry	5	32
	Youngblood, George	3	22	1942*	Turner, Clyde	8	96
1968	McRae, Bennie	4	41	1941	McAfee, George	6	78
1967	McRae, Bennie	5	94	1940	Clark, Harry	4	62
	Petitbon, Richie	5	93		Famigletti, Gary	4	18
	Taylor, Roosevelt	5	19		McAfee, George	4	50

*Led NFL

ANNUAL SACK LEADERS

Year	Player	No	Yards	Year	Player	No	Yards
1991	Dent, Richard	10.5	72.0	1980	Hampton, Dan	11.5	108.5
1990	Dent, Richard	12.0	101.0	1979	Osborne, Jim	10.5	79.0
1989	Dent, Richard	9.0	64.0	1978	Page, Alan	11.5	94.0
1988	McMichael, Steve	11.5	95.0	1977	Rydalch, Ron	9.5	81.0
1987	Dent, Richard	12.5	94.0	1976	Osborne, Jim	15.0	129.0
1986	Dent, Richard	11.5	87.0	1975	Chambers, Wally	14.0	105.0
1985*	Dent, Richard	17.0	133.5	1974	Chambers, Wally	6.0	53.0
1984	Dent, Richard	17.5	140.5	1973	Osborne, Jim	11.5	92.0
1983	Hartenstine, Mike	12.0	91.5	1972	Osborne, Jim	6.0	N/A
1982	Hampton, Dan	7.0	57.0	1971	Holman, Willie	13.5	N/A
1981	Page, Alan	9.0	84.0	1970	Holman, Willie	14.0	N/A
	Hampton, Dan	9.0	77.0				

*Led NFL

ANNUAL PUNTING LEADERS

Year	Player	No	Avg	Year	Player	No	Avg
1991	Buford, Maury	69	40.8	1964	Green, Bobby Joe	71	44.5
1990	Buford, Maury	76	40.4	1963	Green, Bobby Joe	64	46.5
1989	Buford, Maury	72	39.5	1962	Green, Bobby Joe	69	43.7
1988	Wagner, Bryan	79	41.5	1961	Brown, Ed	59	42.2
1987	Wagner, Bryan	36	40.6	1960	Brown, Ed	56	39.8
1986	Buford, Maury	69	41.3	1959	Brown, Ed	64	41.2
1985	Buford, Maury	68	42.2	1958	Brown, Ed	27	42.2
1984	Finzer, Dave	83	40.1	1957	Brown, Ed	34	40.1
1983	Parsons, Bob	79	36.9	1956	Brown, Ed	42	39.1
1982	Parsons, Bob	58	41.3	1955	Brown, Ed	44	40.1
1981	Parsons, Bob	114	39.7	1954	Bratkowski, Zeke	39	41.0
1980	Parsons, Bob	79	40.6	1953	Morrison, Fred	65	42.6
1979	Parsons, Bob	92	37.9	1952	Morrison, Fred	64	42.3
1978	Parsons, Bob	96	37.0	1951	Morrison, Fred	57	39.0
1977	Parsons, Bob	80	40.4	1950*	Morrison, Fred	57	43.3
1976	Parsons, Bob	99	37.6	1949	Gulyanics, George	29	47.2
1975	Parsons, Bob	93	39.0	1948	Gulyanics, George	55	44.2
1974	Parsons, Bob	90	37.8	1947	Gulyanics, George	23	44.8
1973	Green, Bobby Joe	82	40.5	1946	Luckman, Sid	33	37.4
1972	Green, Bobby Joe	67	41.2	1945	Luckman, Sid	36	37.4
1971	Green, Bobby Joe	77	40.1	1944	McEnulty, Doug	25	39.8
1970	Green, Bobby Joe	83	40.9	1943	Luckman, Sid	34	35.9
1969	Green, Bobby Joe	76	39.0	1942	Luckman, Sid	24	40.6
1968	Green, Bobby Joe	27	42.3	1941	Luckman, Sid	13	41.1
1967	Green, Bobby Joe	79	42.9	1940	Luckman, Sid	27	42.5
1966	Green, Bobby Joe	80	41.9	1939	Luckman, Sid	27	43.3
1965	Green, Bobby Joe	58	42.7				

*Led NFL

OPENING DAY SUCCESS

With eight straight victories, the Bears currently own the NFL's longest winning streak on Opening Day. Since 1978, when the NFL introduced its 16-game schedule, the teams which won on Opening Day have been more than twice as likely to qualify for the playoffs than teams which lose their opener. The breakdown:

Of the 182 teams which won on Opening Day, 95 (52.2%) went to the playoffs (59 won their division).

Of the 182 teams which lost on Opening Day, only 39 (21.4%) qualified for the post-season (19 won the division).

Over the past four seasons, every eventual division champion has won on Opening Day — with the exception of last year's NFC Central Champion Detroit Lions who fell to the eventual NFC East Champion Washington Redskins, 45-0.

100-YARD RUSHING GAMES

11/20/77	Payton, vs. Min	W	40-275	11/12/78	Payton, at Min	L	23-127
10/30/77	Payton, at GB	W	23-205	12/17/72	Douglass, at Oak	L	14-127
11/3/68	Sayers, at GB	W	24-205	10/10/77	Payton, vs. Rams	W	24-126
12/18/66	Sayers, vs. Min	W	17-197	11/30/69	Sayers, vs. Clev	L	20-126
11/3/85	Payton, at GB	W	28-192	9/2/79	Payton, vs. GB	W	36-125
11/13/77	Payton, vs. KC	W	33-192	11/6/66	Sayers, vs. Det	T	21-124
12/16/56	Casares, vs. Det	W	17-190	10/21/56	Casares, vs. Balt	W	22-124
9/14/80	Payton, vs. NO	W	18-183	11/26/33	Nagurski, vs. Port	W	18-124
12/5/76	Payton, at Sea	W	27-183	9/4/88	Anderson, vs. Mia	W	24-123
9/9/79	Payton, vs. Min	W	23-182	11/27/80	Payton, at Det	W+	18-123
9/16/62	Galimore, at SF	W	22-181	10/1/78	Payton, at Oak	L+	27-123
9/9/84	Payton, vs. Den	W	20-179	12/19/88	Anderson, at Min	L	22-122
11/26/81	Payton, at Dal	L	38-179	10/16/77	Payton, at Min	L+	24-122
9/14/86	Payton, vs. Phil	W+	33-176	12/2/85	Payton, at Mia	L	23-121
12/9/84	Payton, vs. GB	L	35-175	12/16/62	Marconi, vs. Det	W	13-121
11/27/66	Sayers, vs. Atl	W	19-172	10/5/52	Dottley, at Chi	L	24-121
12/11/77	Payton, vs. GB	W	32-163	9/17/50	Gulyanics, vs. Rams	W	26-121
10/29/78	Payton, vs. Det	L	23-162	9/8/85	Payton, vs. TB	W	17-120
9/18/83	Payton, at NO	L+	28-161	12/17/67	Sayers, at Atl	W	19-120
9/18/77	Payton, vs. Det	W	23-160	12/17/89	Anderson, vs. GB	L	12-119
12/16/79	Payton, vs. StL	W	33-157	11/12/50	Hunsinger, vs. Yanks	W	14-119
10/16/78	Payton, at Den	L	22-157	10/15/39	Osmanski, vs. Chi	W	15-119
9/30/84	Payton, vs. Dal	L	25-155	10/27/85	Payton, vs. Min	W	19-118
10/7/79	Payton, at Buf	W	39-155	12/5/65	Sayers, at Balt	W	16-118
10/28/34	Feathers, vs. GB	W	15-155	9/20/87	Anderson, vs. TB	W	16-117
10/7/84	Payton, vs. NO	W	32-154	11/25/84	Payton, at Min	W	23-117
10/20/57	Galimore, vs. Rams	W	24-153	10/15/72	Douglass, at Clev	W	11-117
12/18/83	Payton, vs. GB	W	30-148	11/26/67	Sayers, vs. GB	L	18-117
9/19/76	Payton, at SF	W	28-148	12/9/56	Casares, vs. Chi	W	25-117
9/10/89	Anderson, vs. Cin	W	21-146	11/18/51	Dottley, vs. GB	W	17-117
10/17/76	Payton, at Rams	L	27-145	9/24/89	Anderson, at Det	W	16-116
11/26/78	Harper, vs. TB	W	25-144	9/23/84	Payton, at Sea	L	24-116
10/29/44	Grygo, vs. Rams	W	13-144	11/2/69	Sayers, at Min	L	20-116
10/27/68	Sayers, vs. Min	W	18-143	11/24/57	Casares, at Det	W	28-116
10/15/67	Sayers, vs. Det	W	22-142	11/4/45	Margarita, vs. GB	W	16-116
10/7/90	Anderson, vs. GB	W	21-141	12/9/79	Payton, at GB	W	25-115
10/10/76	Payton, at Min	L	19-141	11/6/55	Watkins, vs. GB	W	14-115
10/2/39	Maniaci, at Pit	W	12-141	11/6/55	Casares, vs. GB	W	16-115
10/2/77	Payton, vs. NO	L	19-140	10/16/60	Morris, vs. SF	W	7-114
9/30/34	Feathers, at Reds	W	2-140	10/21/34	Feathers, vs. Cin	W	7-114
11/27/88	Anderson, vs. GB	W	17-139	9/7/86	Payton, vs. Clev	W	22-113
11/9/86	Payton, at TB	W	20-139	11/4/79	Payton, vs. Det	W	22-113
10/7/56	Casares, at GB	W	24-139	9/17/72	Harrison, vs. Atl	L	20-113
11/24/77	Payton, at Det	W	20-137	12/12/65	Sayers, vs. SF	W	9-113
10/9/55	Hoffman, vs. SF	L	18-135	11/28/65	Sayers, vs. NYG	W	13-113
9/16/79	Payton, at Dal	L	22-134	11/9/58	Casares, at GB	W	15-113
12/21/75	Payton, at NO	W	25-134	11/2/58	Casares, at Rams	L	23-113
10/6/80	Payton, vs. TB	W	28-133	10/21/85	Payton, vs. GB	W	25-112
11/17/85	Payton, at Dal	W	22-132	11/20/83	Suhey, at TB	W	19-112
10/13/85	Payton, at SF	W	24-132	12/6/81	Piccolo, vs. Min	W	33-112
11/4/56	Casares, at Rams	W	25-132	12/1/68	Piccolo, at NO	W	21-112
10/7/34	Feathers, at Brk	W	14-132	11/9/69	Sayers, vs. Pit	W	28-112
11/13/83	Payton, vs. Phil	W	23-131	10/14/56	Casares, vs. SF	W	21-112
12/10/67	Sayers, vs. Min	T	20-131	10/21/51	Dottley, vs. SF	W	16-112
12/20/80	Payton, at TB	W	29-130	11/18/90	Anderson, at Den	W+	28-111
12/7/80	Payton, vs. GB	W	22-130	12/8/85	Payton, vs. Ind	W	26-111
12/3/44	Margarita, at Pit-StL	W	9-129	11/4/84	Payton, vs. Raid	W	27-111

(continued)

10/21/79	Payton, at Min	L	23-111	11/25/45	McAfee, vs. Pit	W	5-105
11/22/59	Casares, at Det	W	21-111	12/26/82	Payton, at Rams	W	20-104
11/12/39	Osmanski, at Det	W	18-111	10/3/76	Payton, vs. Wash	W	18-104
9/16/84	Payton, at GB	W	27-110	11/18/56	Casares, vs. Ram	W	27-104
11/28/76	Payton, at GB	W	27-110	9/4/83	Payton, vs. Atl	L	20-103
10/19/75	Adamle, at Pit	L	17-110	10/23/72	Harrison, vs. Min	W	31-103
1/2/83	Payton, at TB	L+	26-109	11/10/85	Suhey, vs. Det	W	16-102
11/5/78	Payton, vs. Sea	L	18-109	11/24/85	Payton, vs. Atl	W	20-102
11/14/76	Payton, vs. GB	W	18-109	10/9/83	Payton, vs. Min	L	20-102
10/26/69	Sayers, vs. Rams	L	15-109	10/12/80	Payton, at Min	L	23-102
10/5/86	Payton, vs. Min	W	26-108	12/7/58	Casares, vs. Chi	W	22-102
9/29/68	Sayers, at Min	W	16-108	10/22/39	Maniaci, at NYG	L	15-102
11/11/56	Hoffman, vs. GB	W	18-108	11/17/91	Muster, at Ind	W	15-101
10/28/56	Jeter, at SF	W	16-108	9/9/90	Anderson, vs. Sea	W	20-101
11/10/85	Payton, vs. Det	W	26-107	12/11/83	Suhey, at Min	W	17-101
10/25/81	Payton, vs. SD	W+	36-107	10/19/80	Payton, vs. Det	W	27-101
11/9/80	Payton, vs. Wash	W	17-107	9/3/78	Payton, vs. StL	W	26-101
11/20/83	Payton, at TB	W	22-106	12/4/77	Payton, at TB	W	33-101
10/9/66	Sayers, vs. Balt	W	18-106	10/21/74	Garrett, vs. GB	W	23-101
9/25/88	Anderson, at GB	W	20-105	11/29/42	Famiglietti, vs. Rams	W	12-101
11/15/81	Payton, at GB	L	22-105	10/10/34	Feathers, at Pit	W	8-101
11/26/78	Payton, vs. TB	W	27-105	12/16/90	Anderson, at Det	L	22-100
11/16/75	Payton, at SF	L	23-105	11/19/89	Anderson, vs. TB	L	15-100
10/6/68	Sayers, at Balt	L	15-105	10/14/84	Payton, at StL	L	23-100
9/15/68	Sayers, vs. Wash	L	15-105	11/4/73	Douglass, at GB	W	19-100
10/28/51	Dottley, at Det	W	17-105	11/20/49	Hoffman, at Wash	W	15-100

166 rushers in 162 games*

Eight games have gone into overtime; two have ended in a tie (before OT was adopted).

TOTAL: 119-41-2 (.744)*

At home: 72-16-2 (.818)

On the road: 47-25 (.653)

TWO 100-YARD RUSHERS:

11/6/55 vs. GB — Casares, Watkins

11/26/78 vs. TB — Payton, Harper

11/20/83 at TB — Payton, Suhey

11/10/85 vs. Det — Payton, Suhey

BY MONTH:*

September 21-7 (.750)

October 34-17 (.667)

November 40-11-1 (.784)

December 24-5-1 (.828)

January 0-1 (.000)

100-YARD PLAYOFF GAMES:

119 — McAfee, vs. GB, 12/14/41

109 — Osmanski, at Wash, 12/8/40

104 — Payton, at Wash, 12/30/84

102 — Anderson, vs. NO, 1/6/91

ON THE ROAD:*

(five games min.)

Detroit 8-0

Green Bay 10-1

Minnesota 3-8

Tampa Bay 4-1

San Francisco 4-1

BY RUSHER:*

Adamle, Mike

Anderson, Neal

Casares, Rick

Dottley, Kayo

Douglass, Bobby

Famiglietti, Gary

Feathers, Beattie

Galimore, Willie

Garrett, Carl

Grygo, Al

Gulyanics, George

Harper, Roland

Harrison, Jim

Hoffman, John

Hunsinger, Chuck

Jeter, Perry

Maniaci, Joe

Marconi, Joe

Margarita, Bob

McAfee, George

Morris, Johnny

Muster, Brad

Nagurski, Bronko

Osmanski, Bill

Payton, Walter

Piccolo, Brian

Sayers, Gale

Suhey, Matt

Watkins, Bobby

BY TEAM:*

Atlanta Falcons 3-2

Brooklyn Dodgers 1-0

Buffalo Bills 1-0

Cincinnati Bengals 1-0

Cincinnati Reds 2-0

Cleveland Browns 2-1

Dallas Cowboys 1-3

Denver Broncos 2-1

Detroit Lions 15-1-1

Portsmouth Spartans 1-0

Green Bay Packers 24-4

Indianapolis Colts 2-0

Baltimore Colts 3-1

Kansas City Chiefs 1-0

LA Raiders Raiders 1-0

Oakland Raiders 0-2

LA Rams 6-3

Cleveland Rams 2-0

Miami Dolphins 1-1

Minnesota Vikings 11-8-1

New Orleans Saints 4-2

New York Giants 1-1

New York Yankees 1-0

Philadelphia Eagles 2-0

St. Louis Cardinals 2-1

Chicago Cardinals 3-1

Pittsburgh-St. Louis 1-0

Pittsburgh Steelers 3-1

Pittsburgh Pirates 1-0

San Diego Chargers 1-0

San Francisco 49ers 8-2

Seattle Seahawks 2-2

Tampa Bay Buccaneers 8-2

Washington Redskins 2-2

*Does not include post-season

100-YARD RECEIVING GAMES

10/31/54	Hill, at SF	W	7-214	12/4/83	Gault, at GB	L	4-129
11/18/62	J. Morris, at Dal	W	10-201	10/1/50	Keane, at GB	L	8-129
10/21/56	Hill, vs. Balt	W	9-198	11/2/47	Kavanaugh, at Bos	W	8-129
11/25/56	Hill, at NYG	T	7-195	12/19/71	Farmer, vs. Min	L	7-128
10/23/49	Keane, at NYG	L	14-193	11/25/62	Coia, at Balt	W	6-128
11/12/61	Ditka, vs. GB	L	9-190	10/16/49	Keane, vs. Phil	W	8-127
11/8/64	J. Morris, vs. Balt	L	10-183	12/7/80	Watts, vs. GB	W	4-126
11/19/67	Gordon, vs. StL	W	4-178	10/4/42	McLean, at CRams	W	5-126
10/29/50	Kavanaugh, at NYG	L	8-177	9/22/63	Ditka, at Min	W	8-124
10/19/81	M. Anderson, at Det	L	6-176	10/9/60	J. Morris, vs. Rams	W	3-124
9/28/86	Gault, at Cin	W	7-174	12/7/75	Rather, vs. Det	W	4-123
12/11/49	Hoffman, vs. Chi	W	8-174	11/14/65	J. Morris, vs. StL	W	5-123
12/15/63	J. Morris, at Det	W	8-171	11/19/61	J. Morris, at SF	L	4-123
10/25/64	Ditka, at Wash	L	13-168	11/23/58	McColl, at Det	W	6-123
10/25/53	Dooley, at Rams	L	6-164	10/14/62	J. Morris, vs. SF	L	4-122
11/20/60	Dewveall, vs. Det	W	6-163	10/19/47	Keane, vs. Det	W	6-122
12/14/47	Keane, vs. Chi	L	7-161	11/18/56	Hill, vs. Rams	W	5-121
11/15/70	Gordon, at GB	L	5-158	11/11/56	Hill, vs. GB	W	4-121
10/5/86	Ortego, vs. Min	W	6-157	10/8/61	Ditka, at Det	W	5-120
12/7/47	McAfee, vs. Rams	L	9-157	10/29/78	Payton, vs. Det	L	7-119
12/9/62	Ditka, vs. Rams	W	6-155	12/20/70	Gordon, at NO	W	9-119
10/30/55	Hill, at Rams	W	8-151	12/13/53	Dooley, vs. Chi	L	8-119
12/16/51	Schroeder, vs. Chi	L	4-150	11/29/42	Pool, vs. CRams	W	2-118
10/15/61	Galimore, vs. Balt	W	7-149	12/5/54	Hill, at Chi	W	6-117
11/23/52	Stone, vs. Det	W	4-148	11/14/54	Hill, vs. Clev	L	3-117
11/11/79	Watts, vs. Rams	W	6-147	12/13/53	Hensley, vs. Chi	L	4-117
10/25/70	Farmer, vs. Det	L	6-147	10/23/38	Manske, vs. CRams	L	6-117
12/15/68	Gordon, vs. GB	L	6-147	11/13/88	Gentry, at Wash	W	5-116
10/11/64	J. Morris, vs. Rams	W	11-147	11/9/86	Gault, at TB	W	4-116
10/11/59	Hill, vs. Rams	L	5-147	9/15/74	Wade, vs. Det	W	2-116
9/19/85	Gault, at Min	W	6-146	9/25/65	J. Morris, at Rams	L	7-116
11/24/63	Ditka, at Pit	T	7-146	10/17/54	Hill, vs. SF	L	4-116
11/10/46	Kavanaugh, at Rams	W	6-146	9/11/83	Payton, vs. TB	W	6-115
11/12/44	McLean, vs. Bos	W	5-146	9/26/71	Gordon, at Min	W	10-115
12/5/54	Dooley, at Chi	W	5-144	10/9/60	Dewveall, vs. Rams	W	6-115
10/10/54	Hill, vs. Balt	W	3-144	10/19/52	Schroeder, vs. SF	L	4-115
10/12/47	Kavanaugh, vs. Phil	W	2-144	11/20/49	Kavanaugh, at Wash	W	4-115
12/13/70	Farmer, vs. GB	W	9-142	12/5/37	McDonald, vs. Chi	W	6-115
10/28/56	Hill, at SF	W	7-142	10/6/85	Moorehead, at TB	W	8-114
10/29/72	Farmer, at StL	W	5-141	10/13/74	Rather, at Atl	L	6-114
10/13/46	McLean, vs. Rams	T	6-141	10/2/77	Rather, vs. NO	L	6-113
10/4/81	Margerum, at Min	L	10-140	12/12/65	Jones, vs. SF	W	3-113
10/19/80	Scott, vs. Det	W	3-140	11/13/55	Hill, vs. Rams	W	3-113
9/26/54	Hill, at Det	L	4-140	10/3/43	Geyer, at Det	W	3-113
10/10/71	Gordon, vs. NO	W	8-139	9/29/74	Wade, at Min	L	6-112
11/18/45	Kavanaugh, vs. Det	L	6-138	12/2/62	J. Morris, vs. NYG	L	6-112
12/11/49	Kavanaugh, vs. Chi	W	6-137	11/3/57	Hill, at Rams	W	4-111
12/23/91	Davis, at SF	W	6-136	10/15/89	Gentry, vs. Hou	L	6-110
9/20/64	J. Morris, at Min	W	10-135	10/13/63	Ditka, at Rams	W	9-110
11/16/87	Gault, at Den	L	5-133	11/7/54	Hoffman, vs. GB	W	9-110
9/19/85	McKinnon, at Min	W	4-133	10/24/54	McColl, at Rams	L	8-110
11/18/62	Ditka, at Dal	W	7-133	11/19/39	Manske, vs. Phil	W	2-110
10/17/54	Dooley, vs. SF	L	6-133	10/4/64	J. Morris, at SF	L	7-109
10/14/62	Ditka, vs. SF	L	8-132	11/28/54	Hill, vs. Rams	W	6-109
9/25/83	Gault, at Balt	L+	5-130	11/29/42	McLean, vs. CRams	W	4-109
9/23/61	Ditka, at Rams	W	5-130				

(continued)

12/6/69	Gordon, at SF	L	10-108	10/21/79	Baschnagel, at Min	L	4-104
9/28/81	Payton, vs. Rams	L	4-107	10/3/65	Sayers, at GB	L	5-104
11/24/77	Payton, at Det	W	4-107	12/4/60	Coia, at GB	L	3-104
11/22/70	Gordon, vs. Buf	W	6-107	11/25/45	Margarita, vs. Pit	W	6-104
11/15/64	J. Morris, at Rams	W	9-107	9/18/83	Gault, at NO	L+	4-103
10/20/63	J. Morris, at SF	L	6-107	12/16/79	Watts, vs. StL	W	6-103
10/22/61	Ditka, vs. SF	W	4-107	11/9/47	Kavanaugh, vs. GB	W	4-103
9/25/55	Hill, at Balt	L	5-107	9/23/91	Waddle, vs. NYJ	W+	8-102
10/6/91	R. Morris, vs. Wash	L	5-106	11/8/87	N. Anderson, at GB	W	5-102
12/19/88	McKinnon, at Min	L	4-106	12/26/82	Payton, at Rams	W	5-102
11/27/80	Scott, at Det	W+	6-106	12/17/61	Ditka, vs. Min	W	8-102
9/27/64	Ditka, at Balt	L	6-106	10/27/57	Hill, at SF	L	5-102
9/28/52	Schroeder, at GB	W	7-106	9/30/56	Hill, at Balt	L	4-102
9/22/40	Swisher, at GB	W	2-106	10/26/47	Keane, at Wash	W	9-102
11/1/90	Davis, vs. Atl	W	5-105	12/11/60	Dooley, at Clev	L	7-101
10/22/78	Scott, at TB	L	5-105	12/6/69	Wallace, at SF	L	10-100
12/3/67	Gordon, at SF	W	7-105	11/26/64	J. Morris, at Det	W	7-100
10/8/61	Farrington, at Det	W	2-105	10/21/62	Ditka, vs. Balt	W	4-100
11/29/59	Dewveall, at Chi	W	3-105	11/24/40	Kavanaugh, vs. CRams	W	3-100
9/21/80	Watts, vs. Min	L	2-104				

150 receivers in 139 games*

Four games have gone into overtime; three have ended in a tie (before OT was adopted).

TOTAL: 81-55-3 (.596)*

At home: 43-23-1 (.652)

On the road: 38-32-2 (.543)

TWO 100-YARD RECEIVERS:

11/29/42 vs. ClevR — McLean, Pool	
12/11/49 vs. Chi — Hoffman, Kavanaugh	
12/13/53 vs. Chi — Dooley, Henry	
10/17/54 vs. SF — Dooley, Hill	
12/5/54 at Chi — Dooley, Hill	
10/9/60 vs. Rams — Dewveall, Morris	
10/8/61 at Det — Ditka, Farrington	
10/14/62 vs. SF — Ditka, Morris	
11/18/62 at Dal — Ditka, Morris	
12/6/69 at SF — Gordon, Wallace	
9/19/85 at Min — Gault, McKinnon	

BY MONTH:*

September	11-10 (.524)
October	23-25-1 (.479)
November	33-7-2 (.825)
December	14-13 (.519)

100-YARD PLAYOFF GAMES:

129 — Gault, vs. NE, 1/26/86	
122 — Magnini, vs. Wash, 12/26/43	
108 — McKinnon, vs. Phil., 12/31/88	
104 — Waddle, vs. Dal., 12/29/91	

BY RECEIVER:*

Anderson, Marcus	0-1
Anderson, Neal	1-0
Baschnagel, Brian	0-1

Coia, Angelo	1-1
Davis, Wendell	1-1
Dewveall, Willard	3-0
Ditka, Mike	9-4-1
Dooley, Jim	1-4
Farmer, George	2-2
Farrington, John	1-0
Galimore, Willie	1-0
Gault, Willie	3-4
Gentry, Dennis	1-1
Geyer, Bill	1-0
Gordon, Dick	6-3
Hensley, Dick	0-1
Hill, Harlon	11-7-1
Hoffman, John	2-0
Jones, Jimmy	1-0
Kavanaugh, Ken	7-2
Keane, Jim	3-3
Manske, Edgar	1-1
Margarita, Bob	1-0
Margerum, Ken	0-1
McAfee, George	0-1
McColl, Bill	1-1
McDonald, Lester	1-0
McKinnon, Dennis	1-1
McLean, Ray	3-0-1
Moorehead, Emery	1-0
Morris, Johnny	8-7
Morris, Ron	0-1
Ortego, Keith	1-0
Payton, Walter	3-2
Pool, Hampton	1-0
Rather, Bo	1-2
Sayers, Gale	0-1
Schroeder, Gene	1-2
Scott, James	2-1
Stone, Billy	1-0
Swisher, Bob	1-0
Wade, Charles	1-1

Wallace, Bob	1-0
Waddle, Tom	1-0
Watts, Rickey	3-1

BY TEAM:*

Atlanta Falcons	1-1
Baltimore Colts	5-5
Boston Yankees	2-0
Buffalo Bills	1-0
Cincinnati Bengals	1-0
Cleveland Browns	0-2
Dallas Cowboys	1-0
Denver Broncos	0-1
Detroit Lions	13-5
Green Bay Packers	8-7
Houston Oilers	0-1
LA Rams	14-6-1
Cleveland Rams	3-1
Minnesota Vikings	6-6
New Orleans Saints	2-2
New York Giants	0-3-1
New York Jets	1-0
Philadelphia Eagles	3-0
St. Louis Cardinals	4-0
Chicago Cardinals	4-3
Pittsburgh Steelers	1-0-1
San Francisco 49ers	5-9
Tampa Bay Buccaneers	3-1
Washington Redskins	3-2

ON THE ROAD:*

(five games min.)	
at Baltimore	1-4
at Detroit	7-2
at Green Bay	3-5
at Minnesota	4-4
at LA Rams	7-3
at San Francisco	3-6

*Does not include post-season

300-YARD PASSING GAMES

12/11/49	Lujack, vs. Chi	W	39-24-468	10/29/50	Lujack, at NY Yankees	L	39-20-331
11/18/62	Wade, at Dal	W	46-28-466	10/8/61	Wade, at Det	W	25-13-330
11/14/43	Luckman, at NYG	W	32-21-433	11/25/62	Wade, at Balt	W	32-23-328
10/17/54	Blanda, vs. SF	L	47-21-359	10/11/59	Brown, vs. Rams	L	29-14-323
10/14/62	Wade, vs. SF	L	34-18-356	11/19/61	Wade, at SF	L	34-18-323
12/17/61	Wade, vs. Min	W	34-23-355	10/25/64	Wade, at Wash	L	57-33-321
12/12/65	Bukich, vs. SF	W	32-16-347	10/23/49	Lujack, at NYG	L	52-29-319
10/19/47	Luckman, vs. Det	W	26-18-342	10/21/62	Wade, vs. Balt	W	26-13-318
9/20/64	Wade, at Min	W	31-23-341	12/7/80	Evans, vs. GB	W	22-18-316
10/24/54	Blanda, at Rams	L	46-28-338	10/12/47	Luckman, vs. Phil	W	25-14-314
12/13/70	Concannon, vs. GB	W	34-21-338	11/16/87	McMahon, at Den	L	34-21-311
11/19/67	Concannon, vs. StL	W	24-11-336	10/4/81	Evans, at Min	L	43-26-307
10/16/83	Evans, at Det	L	45-28-336	12/13/53	Blanda, vs. Chi	L	37-20-306
10/25/53	Blanda, at Rams	L	47-23-334	9/23/91	Harbaugh, vs. NYJ	W	42-28-303
10/9/60	Brown, vs. Rams	W	21-13-333	9/24/89	Tomczak, at Det	W	25-15-302
				12/6/69	Carter, at SF	L	49-31-301

31 300-yard passing games

One game has gone into overtime.
None have occurred in the playoffs.

Only two games have been at Soldier Field: 12/7/80 vs. GB and 9/23/91 vs. NYJ.

TOTAL: 17-14 (.548)

At home: 11-4 (.733)
On the road: 6-10 (.375)

BY DECADE:

1940-49	4-1 (.800)
1950-59	0-6 (.000)
1960-69	9-4 (.692)
1970-79	1-0 (1.000)
1980-89	2-3 (.400)
1990-	1-0 (1.000)

BY MONTH:

September	3-0 (1.000)
October	5-10 (.333)
November	4-2 (.667)
December	5-2 (.714)

BY QUARTERBACK:

Blanda, George	0-4
Brown, Ed	1-1
Bukich, Rudy	1-0
Carter, Virgil	0-1
Concannon, Jack	2-0
Evans, Vince	1-2
Harbaugh, Jim	1-0
Luckman, Sid	3-0
Lujack, Johnny	1-2
McMahon, Jim	0-1
Tomczak, Mike	1-0
Wade, Bill	6-3

BY TEAM:

Baltimore Colts	2-0
Dallas Cowboys	1-0
Denver Broncos	0-1
Detroit Lions	3-1
Green Bay Packers	2-0
St. Louis Cardinals	1-0
Chicago Cardinals	1-1
Los Angeles Rams	1-3
Minnesota Vikings	2-1
New York Giants	1-1
New York Jets	1-0
New York Yankees	0-1
Philadelphia Eagles	1-0
San Francisco 49ers	1-4
Washington Redskins	0-1

HIGHEST QUARTERBACK RATINGS

	Year	Att	Cmp	Yards	Pct	Y/Att	TD	TD%	Int	Int%	Rate	
1	Sid Luckman	1943	202	110	2,194	54.5	10.86	28	13.9	12	5.9	107.8
2	Jim McMahon	1984	143	85	1,146	59.4	8.01	8	5.6	2	1.4	97.8
3	Sid Luckman	1941	119	68	1,181	57.1	9.92	9	7.6	6	5.0	95.5
4	Bill Wade	1961	250	139	2,258	55.6	9.03	22	8.8	13	5.2	93.7
5	Rudy Bukich	1965	312	176	2,641	56.4	8.46	20	6.4	9	2.9	93.6
6	Rudy Bukich	1964	160	99	1,099	61.9	6.87	12	7.5	7	4.4	89.0
7	Jim McMahon	1987	210	125	1,639	59.5	7.80	12	5.7	8	3.8	87.4
8	Ed Brown	1956	168	96	1,667	57.1	9.92	11	6.5	12	7.1	83.1
9	Jim McMahon	1985	313	178	2,392	58.1	7.64	15	4.8	11	3.5	82.8
10	Sid Luckman	1945	217	117	1,725	53.9	7.95	14	6.5	10	4.6	82.6
11	Jim Harbaugh	1990	312	180	2,178	57.7	6.98	10	3.2	6	1.9	81.9
12	Jim McMahon	1982	210	120	1,501	57.1	7.15	9	4.3	7	3.3	80.1
13	Sid Luckman	1942	105	57	1,023	54.3	9.74	10	9.5	13	12.4	80.0
14	Jim McMahon	1983	295	175	2,184	59.3	7.40	12	4.1	13	4.4	77.7
15	Ed Brown	1959	247	125	1,881	50.6	7.61	13	5.3	10	4.0	77.0

BEARS HALL OF FAMERS

Since the Hall of Fame opened in Canton, Ohio on September 7, 1963, 164 NFL players have been inducted. Twenty-two Bears are enshrined in the Hall, the most of any team.

DOUG ATKINS

Defensive End

#81

Inducted: 1982

BEARS: 12 seasons (1955-66)

NFL: 17 seasons

Three-time all-NFL (1960, 61, 62)...Eight-time Pro Bowler (1958-64; 66)...Named Outstanding Lineman in 1959 Pro Bowl...Cleveland's first-round pick in 1953 who came to Chicago in a 1955 trade with Browns...Joined Saints for final three seasons via 1967 trade...Conference track champion in the high-jump and scholarship basketball player at Tennessee.

GEORGE BLANDA

Quarterback-Kicker

#16, 22

Inducted: 1981

BEARS: 10 seasons (1949-58)

NFL: 26 seasons

NFL all-time leader in seasons (26), games (340), points (2,002), PAT attempts (959), PATs (943), FG attempts (638), and interceptions (277)...Bears career record holder in consecutive games with a score (83), and consecutive extra points (156); fourth in club history with 501 points...Retired in 1959, but returned in 1960 to play seven seasons with Houston (1960-66) and nine with Oakland (1967-75)...Led Oilers to two AFL titles and was 1961 Player of the Year...Set NFL record with 68 pass attempts vs. Buf. (11/1/64)...Voted Male Athlete of the Year by AP in 1970...Finished 305-game career with 2,002 points, 4,007 attempts for 26,920 passing yards and 236 TDs...Retired one month shy of 49th birthday...Played college ball at Kentucky.

DICK BUTKUS

Middle Linebacker

#51

Inducted: 1979

BEARS: 9 seasons (1965-73)

NFL: 9 seasons

Third pick of 1965 draft...Beat out incumbent middle linebacker Bill George...Denied Rookie of the Year honors when edged by teammate and fellow Hall of Fame enshrinee Gale Sayers...Voted to first Pro Bowl after his second year, and returned every season...Seven-time all-NFL...Bears all-time leader with 25 fumble recoveries (second in NFL history) and second with 47 turnovers (fumbles + interceptions)...Born and raised in Chicago; attended college at Illinois.

GEORGE CONNOR

Tackle-Linebacker

#71, 81

Inducted: 1975

BEARS: 8 seasons (1948-55)

NFL: 8 seasons

First of the big, mobile outside linebackers...All-NFL five times — including 1951 and 52 on both offense and defense...Voted to first four Pro Bowls (1951-54)...Dramatic display in 1952 Pro Bowl when, late in the game with opposition deep in territory, he made a tackle-for-loss on first down, solo stop on second down, sacked QB on third down, and batted down fourth down pass in the endzone...Injuries forced retirement after 1955 season...All-America one year at Holy Cross and two seasons at Notre Dame.

MIKE DITKA

Tight End

#89

Inducted: 1988

BEARS: 6 seasons (1961-66)

NFL: 12 seasons

(See bio on page 16)

In addition to the 22 Bears Hall of Famers, there are four other inductees who spent part of their careers with Chicago, though their notable achievements came with other clubs:

Player	Position	With Bears	Other teams
Guy Chamberlain	End	1920-21	Canton Cleveland Bulldogs, Frankfort, Chi. Cardinals
Walt Kiesling	Guard	1934	Deluth, Pottsville, Chi. Cards, Green Bay, Pittsburgh Pirates
Bobby Layne	Quarterback	1948	NY Bulldogs, Detroit, Pittsburgh
Alan Page	Defensive Tackle	1978-81	Minnesota Vikings

JOHN "PADDY" DRISCOLL Running Back #1, 20**Inducted: 1965 BEARS: 5 seasons (1920; 26-29) NFL: 11 seasons**

The NFL's first "franchise" player...Triple threat athlete who excelled at running, punting, and drop-kicking for field goals...Played with Chicago Cardinals (1921-25)...Scored 27 points in 1923 game vs. Rochester (four TDs, three FGs)...His 50-yard field goal in 1925 was NFL record for several years...Born in Evanston, IL, and attended Northwestern.

DANNY FORTMANN Guard #21**Inducted: 1965 BEARS: 8 seasons (1936-43) NFL: 8 seasons**

Ninth round pick in NFL's first draft (1936)...As a rookie in 1920, at age 20, he was the league's youngest starter...Signal caller for linemen on offense and deadly tackler on defense...All-NFL from 1938-43...The Bears finished first five times, second twice, and third once during his eight years...Pursued medical studies at University of Chicago while playing with Bears...Played at Colgate.

BILL GEORGE Linebacker #61, 72**Inducted: 1974 BEARS: 14 seasons (1952-65) NFL: 15 seasons**

Joined Bears in 1952 as "middle guard", but became league's first middle linebacker when he dropped off the line in 1954...All-NFL eight times in nine years...Voted to Pro Bowl eight straight seasons (1955-62)...Defensive signal caller final 10 seasons in Chicago...18 career interceptions...His 14 seasons tie for the most by a Bear player...Finished with Rams (1966)...Attended Wake Forest.

HAROLD "RED" GRANGE Running Back-Defensive Back #77**Inducted: 1963 BEARS: 7 seasons (1925; 29-34) NFL: 9 seasons**

Joined Bears on Thanksgiving, 1925—just 10 days following final college game...Attracted crowds of 70,000 at the Polo Grounds and 75,000 in LA Coliseum during 1925 "tour"—17 games in two months to showcase the Galloping Ghost...Left Bears for NY Yankees of AFL in 1926 which joined NFL the following season...Suffered knee injury vs. Bears in 1927, and missed entire '28 season...Rejoined Chicago in 1929, but was "ordinary" ball carrier...Developed into a good defensive back...All-NFL in 1931...Made TD-saving tackle in final seconds of 1933 Championship Game 23-21 win over NY Giants...Played college ball at Illinois.

GEORGE HALAS End-Coach-Owner #7**Inducted: 1963 BEARS: 63 seasons (1920-83) NFL: 63 seasons**

(See bio on page 180)

ED HEALEY Tackle #16**Inducted: 1964 BEARS: 5 seasons (1922-27) NFL: 8 seasons**

Acquired by Halas from Rock Island Independents (1920-22) in exchange for gate receipts (\$100) from late-season game in 1922...Ran more than 30 yards in 1924 to tackle his own teammate who was running the wrong way with an interception...Caught running back George Wilson from behind after hurdling several teammates in 1926 game vs. LA All-Stars...Termed "the most versatile tackle of all-time" by Halas...First president of Bear alumni association (1937)...Graduated from Dartmouth.

BILL HEWITT End #56**Inducted: 1971 BEARS: 5 seasons (1932-36) NFL: 9 seasons**

Last helmetless player...Four time all-NFL (1933, 34, 36, 37) and first to do so with two teams...Designed play to win 1933 NFL Championship: jump pass from fullback to Hewitt who caught and lateraled to another end...Played for Eagles (1937-39), missed 1940-42 seasons before returning with Philadelphia-Pittsburgh (1943)...Career: 101 catches for 1,606 yards and 25 TDs...Average player in high school and at Michigan.

STAN JONES**Tackle****#78****Inducted: 1991****BEARS: 12 seasons (1954-65)****NFL: 13 seasons**

Selected by Chicago in 1953 draft...Started at tackle, but switched to guard in 1954 and became eight-time Pro Bowler (1956-62)...Played offense and defense in 1962 before switching solely to defense in 1963—when the Bears won the NFL Championship...One of the first pro football players to concentrate on weight lifting...Missed just two games in his first 11 seasons...Traded to Redskins (1966) as a favor from Halas so he could finish his career near his Rockville, Maryland home...College Lineman of the Year at for 1953 National Champion Maryland Terrapins.

SID LUCKMAN**Quarterback****#42****Inducted: 1965****BEARS: 12 seasons (1939-50)****NFL: 12 seasons**

Obtained as second pick of 1939 draft...Bears all-time leader in attempts (1,744), completions (904), yards (14,686), TDs (137), interceptions (132), and average gain (8.42)...Club season record holder in QB rating (107.8 in 1943), TDs (28 in 1943), and interceptions (31 in 1947)...Led Bears T-formation attack which won four NFL Titles including 73-0 blitzing of Washington in 1940 Championship...Five-time all-NFL and 1943 league MVP...Passed for record-tying seven TDs in 1943 game vs. Giants...Came out of Columbia University.

ROY "LINK" LYMAN**Tackle****#2, 11, 12, 14, 77****Inducted: 1964****BEARS: 7 seasons (1926-34)****NFL: 11 seasons**

Pioneered stunting, slanting, and shifting style defense...Began pro career with Canton (1922-23), winning two championships; moved to Cleveland where he again won a championship...Joined Frankfurt (1925) before finishing with Bears...Left Bears for 1929 season to play semi-pro ball and in 1932 to settle business problems...In his final two seasons Chicago won the NFL Championship (1933) and division (1934)...No high school ball (school had seven boys), but played at Nebraska.

GEORGE McAFEE**Running Back-Defensive Back****#5, 33****Inducted: 1966****BEARS: 8 seasons (1940-50)****NFL: 8 seasons**

Bears first choice in 1940...Career average 12.78 yards on 112 punt returns is still NFL record...Returned a kickoff 93 yards for TD in first pro game...Saw little playing time on talent-loaded 1940 and 1941 teams; went into the Navy for WWII; returned in 1945...21 career interceptions...All-America at Duke.

GEORGE MUSSO**Tackle-Guard-Defensive Tackle****#16****Inducted: 1982****BEARS: 11 seasons (1933-44)****NFL: 11 seasons**

Signed by Halas for just \$90/game plus \$5 in expenses...Elected team captain in fourth season and kept the title remainder of career...First player to win all-NFL at two positions: tackle in 1935 and guard in 1937...College ball at Millikin.

RETIRED NUMBERS

- 3 Bronko Nagurski, RB-T
- 5 George McAfee, RB
- 7 George Halas, E
- 28 Willie Galimore, RB
- 34 Walter Payton, RB

- 41 Brian Piccolo, RB
- 42 Sid Luckman, QB
- 56 Bill Hewitt, E
- 61 Bill George, LB
- 66 Clyde "Bulldog" Turner, C
- 77 Harold "Red" Grange, RB

BRONKO NAGURSKI**Fullback-Tackle****#3, 16****Inducted: 1963****BEARS: 9 seasons (1930-37; 43)****NFL: 9 seasons**

Powerful, punishing runner who was also a threat to pass...Retired after eight seasons (1937) for a more profitable wrestling career...Returned in 1943 when Bears were short of players (due to WWII), Played mostly at tackle, but scored TD to put Bears ahead to stay in 1943 Championship game...Ninth in Bears career rushing...High school teams were winless...All-American at Minnesota.

GALE SAYERS**Running Back****#40****Inducted: 1977****BEARS: 7 seasons (1965-71)****NFL: 7 seasons**

Fourth pick of 1965 draft...Had 77-yard PR, 93-yard KOR and 25-yard TD pass in first pre-season game...Amassed 2,272 net yards and a rookie-record 22 TDs including record-tying six TDs vs. SF in inaugural season...Picked Rookie of the Year over Butkus...Voted to five Pro Bowls (1966-70) and was Offensive MVP of three...Suffered right knee injury in 1968, but bounced back for second 1,000-yard season...Left knee injury in 1970 ended career...Led NFL in rushing in '66 and '69...20 100-yard rushing games...Third on Bears all-time rushing list...Averaged 5.0 yards per carry in career...Set 23 club records and seven NFL marks...Youngest player ever elected to the Hall (34 years old) and his effective playing time is also the shortest of any Hall of Famer...Star back at Kansas.

JOE STYDAHAR**Tackle****#13, 18****Inducted: 1967****BEARS: 9 seasons (1936-46)****NFL: 9 seasons**

First player ever drafted by Bears...All-NFL left tackle (1937-40)...Left for WWII (1943-44), but returned to lead Chicago to 1946 Championship...Star player at West Virginia.

GEORGE TRAFTON**Center****#13****Inducted: 1964****BEARS: 13 seasons (1920-31)****NFL: 13 seasons**

All-NFL center (unofficially) in eight of 13 seasons...Strong, tough, mean player—put four Rock Island players out of action in first 12 plays of a 1920 game...Notre Dame career was cut short when Knute Rockne caught him playing semi-pro ball.

CLYDE "BULLDOG" TURNER**Center-Linebacker****#66****Inducted: 1966****BEARS: 13 seasons (1940-52)****NFL: 13 seasons**

First-round draft pick in 1940...Flawless snapper and excellent blocker who was all-NFL six times...Could also play guard or tackle...Led league in 1942 with eight interceptions at linebacker...Played running back in emergency situations, scored 48-yard TD in 1944...Had 96-yard interception return for TD in 1947...Played college ball for Hardin-Simmons.

SUMMARY OF BEARS' FIRST-ROUND PICKS

Position	Times	Last pick	School	Overall	Year
Running Back	23	Brad Muster	Stanford	23rd	1988
Tackle	7	Stan Thomas	Texas	22nd	1991
Quarterback	7	Jim Harbaugh	Michigan	26th	1987
Wide Receiver	6	Wendell Davis	LSU	28th	1988
Defensive Tackle	6	William Perry	Clemson	22nd	1985
Defensive End	6	Alonzo Spellman	Ohio State	22nd	1992
Linebacker	5	Wilber Marshall	Florida	11th	1984
Center	3	Dave Behrmann	Michigan State	11th	1963
Safety	2	Mark Carrier	USC	6th	1990
Tight End	1	Mike Ditka	Pittsburgh	5th	1961
Guard	1	Roger Davis	Syracuse	7th	1960
Cornerback	1	Donnell Woolford	Clemson	11th	1989
Traded Away	4	1989 to Miami for the Dolphins' second and third round picks			

ALL-TIME FIRST-ROUND PICKS

Year	Pick	Player (position)	College	Year	Pick	Player (position)	College
1990	22nd	Alonzo Spellman (DE)	Ohio State	1964	14th	Dick Evey (DT)	Tennessee
1991	22nd	Stan Thomas (T)	Texas	1963a	10th	(To LA Rams for Joe Marconi, RB)	
1990	6th	Mark Carrier (S)	USC	1963b	11th	Dave Behrman (C)	Michigan State
1989a	11th	Donnell Woolford (DB)	Clemson			(from Pit. for Ed Brown, QB)	
		(from LA Raiders for Willie Gault, WR)		1962	7th	Ronnie Bull (RB)	Baylor
1989b	12th	Trace Armstrong (DE)	Florida	1961	5th	Mike Ditka (TE)	Pittsburgh
		(from Wash. for Wilber Marshall, LB)		1960	7th	Roger Davis (G)	Syracuse
1989c	25th	(To Miami for 2nd and 3rd round picks)		1959	7th	Don Clark (HB)	Ohio State
1988a	23rd	Brad Muster (FB)	Stanford	1958	7th	Chuck Howley (LB/G)	West Virginia
1988b	27th	Wendell Davis (WR)	LSU	1957	13th	Earl Leggett (DT)	LSU
		(from Wash. for Wilber Marshall, LB)		1956	10th	Menan "Tex" Schriewer (E)	Texas
1987	26th	Jim Harbaugh (QB)	Michigan	1955	11th	Ron Drzewiecki (HB)	Marquette
1986	27th	Neal Anderson (RB)	Florida	1954	6th	Stan Wallace (HB)	Illinois
1985	22nd	William Perry (DT)	Clemson	1953	6th	Billy Anderson (HB)	Compton JC
1984	11th	Wilber Marshall (LB)	Florida	1952	8th	Jim Dooley (FL/HB)	Miami (FL)
1983a	6th	Jim Covert (T)	Pittsburgh	1951a	2nd	Bob Williams (QB)	Notre Dame
1983b	18th	Willie Gault (WR)	Tennessee			(from New York Yankees)	
		(from TB for 1982 second round pick)		1951b	10th	Billy Stone (HB)	Bradley
1982	5th	Jim McMahon (QB)	BYU			(from disbanded Colts)	
1981	11th	Keith VanHorne (T)	USC	1951c	16th	Gene Schroeder (E)	Virginia
1980	19th	Otis Wilson (LB)	Louisville	1950	2nd	Chuck Hunsinger (HB)	Florida
1979a	4th	Dan Hampton (DT)	Arkansas		10th	Harper Davis (HB)	Mississippi St.
		(from TB for Wally Chambers, DT)				(from dispersal draft)	
1979b	9th	Al Harris (DE)	Arizona State	1949	10th	Dick Harris (C)	Texas
1978	20th	(To Cleveland for Mike Phipps, QB)		1948a	7th	Bobby Layne (QB)	Texas
1977	15th	Ted Albrecht (T)	California			(from Pit. for Ray Evans, HB)	
1976	8th	Dennis Lick (T)	Wisconsin	1948b	13th	Max Baumgardner (E)	Texas
		(from Atl. for first and third round picks)		1947a	1st	Bob Fenimore (HB)	Oklahoma St.
1975	4th	Walter Payton (RB)	Jackson State			(Bonus Choice)	
1974a	4th	Waymond Bryant (LB)	Tennessee St.	1947b	11th	Don Kindt (HB)	Wisconsin
1974b	20th	Dave Gallagher (DE)	Michigan	1946	4th	Johnny Lujack (QB)	Notre Dame
		(from LA Rams for Dick Gordon, WR)		1945	7th	Don Lund (HB)	Michigan
1973	8th	Wally Chambers (DT)	E. Kentucky	1944	8th	Ray Evans (HB)	Kansas
1972a	3rd	Lionel Antoine (T)	S. Illinois	1943	9th	Bob Steuber (HB)	Missouri
		(from Giants for Hyland, and McCrae)		1942	10th	Frankie Albert (QB)	Stanford
1972b	12th	Craig Clemons (S)	Iowa	1941a	1st	Tom Harmon (HB)	Michigan
1971	11th	Joe Moore (RB)	Missouri			(from Phil. for John Schiechl, C)	
1970	2nd	(To GB for Caffey, Pitts, and Hyland)		1941b	3rd	Norm Standlee (FB)	Stanford
1969	14th	Rufus Mayes (T)	Ohio State			(from Pit. for Billy Patterson, QB)	
1968	17th	Mike Hull (RB)	USC	1941c	9th	Don Scott (HB)	Ohio State
1967	10th	Loyd Phillips (DE)	Arkansas	1940	7th	Clyde "Bulldog" Turner (C/LB)	Hardin-Simmons
1966	12th	George Rice (DT)	LSU	1939a	2nd	Sid Luckman (QB)	Columbia
1965a	3rd	Dick Butkus (LB)	Illinois	1939b	6th	Bill Osmanski (FB)	Holy Cross
		(from Pit. for '64 second and fourth rd. picks)				(from Pit. for Eggs Manske, E)	
1965b	4th	Gale Sayers (RB)	Kansas	1938	10th	Joe Gray (HB)	Oregon State
1965c	6th	Steve DeLong (DE)	Tennessee	1937	8th	Les McDonald (E)	Nebraska
		(from Wash. for Coia and Williams)		1936	6th	Joe Stydahar (T)	West Virginia

RECENT BEAR DRAFTS

See page 115 for the Bears' 1992 draft

1991

1. THOMAS, Stan, T, Texas
2. ZORICH, Chris, DT, Notre Dame
3. GARDOCKI, Chris, P/K, Clemson
4. JOHNSON, Joe, CB, NC State
5. MORGAN, Anthony, WR, Tennessee
6. LEWIS, Darren, RB, Texas A & M
7. JUSTIN, Paul, QB, Arizona State
8. HORTON, Larry, DB, Texas A & M
9. STONEBREAKER, Michael, LB, Notre Dame
10. BACKES, Tom, DE, Oklahoma
11. LONG, Stacy, G, Clemson
12. COOK, John, DT, Washington

1990

1. CARRIER, Mark, S, USC
- 2a. WASHINGTON, Fred, DT, TCU
- 2b. COX, Ron, LB, Fresno St.
(from San Diego in Jim McMahon trade)
- 3a. RYAN, Tim, DT, USC
- 3b. WILLIS, Peter Tom, QB, Florida St.
(from Raiders in Willie Gault trade)
4. MOSS, Tony, WR, LSU
5. CHAFFEY, Pat, FB, Oregon St.
6. MANGUM, John, DB, Alabama
7. ANDERSON, Bill, C, Iowa
(from Raiders for Bears' seventh round pick)
8. ROUSE, James, RB, Arkansas
9. BAILEY, Johnny, RB, Texas A & I
10. PRICE, Terry, DT, Texas A & M
- 11a. WHITE, Brent, DE, Michigan
- 11b. MATUSZ, Roman, T, Pittsburgh
(from Raiders for Bears' seventh round pick)
12. COONEY, Anthony, DB, Arkansas

1989

- 1a. WOOLFORD, Donnell, DB, Clemson
(from LA Raiders for Willie Gault)
- 1b. ARMSTRONG, Trace, DE, Florida
(from Wash. for Wilber Marshall)
- 1c. *(to Miami for Dolphins' 2nd and 3rd round picks)*
- 2a. ROPER, John, LB, Texas A&M
(from Miami for Bears' first round pick)
- 2b. ZAWATSON, Dave, OT, California
- 3a. FONTENOT, Jerry, G, Texas A&M
(from Miami for Bears' first round pick)
- 4a. PAUL, Markus, S, Syracuse
(from Raiders for Bears' fourth & sixth rd. picks)
- 5a. GREEN, Mark*, RB, Notre Dame
- 5b. GILBERT, Greg, LB, Alabama
- 7a. BROTHERS, Richard*, S, Arkansas
- 7b. SNYDER, Brent, QB, Utah St.
- 8a. WOODS, Tony*, DT, Oklahoma
- 8b. DYKO, Chris, OT, Washington St.
- 9b. HARPER, LaSalle*, LB, Arkansas

- 9a. SANDERS, Byron, RB, Northwestern
- 10a. MILLIKAN, Todd*, TE, Nebraska
- 10b. SIMPSON, John, WR, Baylor
- 11a. NELMS, Joe*, DT, California
- 11b. STREETER, George, S, Notre Dame
- 12a. WEYGAND, Freddy*, WR, Auburn
- 12b. PHILLIPS, Anthony, G, Oklahoma
**(from Phil. for Chicago's third round pick)*

1988

- 1a. MUSTER, Brad, FB, Stanford
- 1b. DAVIS, Wendell, WR, LSU
(from Washington for Wilber Marshall)
2. JONES, Dante, LB, Oklahoma
3. JARVIS, Ralph, DE, Temple
4. THORNTON, Jim, TE, Cal. St.-Fullerton
5. JOHNSON, Troy, LB, Oklahoma
6. STINSON, Lemuel, CB, Texas Tech
7. RENTIE, Caesar, T, Oklahoma
- 8a. TATE, David, S, Colorado
- 8b. REED, Harvey, RB, Howard
(from New England for Doug Flutie)
9. MAGEE, Rogie, WR, LSU
10. PORTER, Joel, T, Baylor
11. FORCH, Steve, LB, Nebraska
12. CLARK, Greg, LB, Arizona St.

1987

1. HARBAUGH, Jim, QB, Michigan
2. MORRIS, Ron, WR, SMU
(Choice to LA Rams for Flutie)
3. SMITH, Sean, DE, Grambling
- 5a. BRYAN, Steve, DE, Oklahoma
- 5b. JOHNSON, Will, LB/DE, NE Louisiana
6. ADICKES, John, C, Baylor
7. HARRIS, Archie, T, William & Mary
8. MIGLIAZZO, Paul, LB, Oklahoma
9. HEIMULI, Lakei, FB, BYU
10. CHAPURA, Dick, DT, Missouri
11. JESSIE, Tim, RB, Auburn
12. JEFFRIES, Eric, DB, Texas

1986

1. ANDERSON, Neal, RB, Florida
2. JACKSON, Vestee, DB, Washington
3. WILLIAMS, David, WR, Illinois
4. BLAIR, Paul, T, Oklahoma St.
5. BARNES, Lew, WR, Oregon
6. POWELL, Jeff, RB, Tennessee
7. JONES, Bruce, DB, N Alabama
8. DOUGLASS, Maurice, DB, Kentucky
9. TELTSCHIK, John, P, Texas
10. HUNDLEY, Barton, DB, Kansas St.
11. KOZLOWSKI, Glen, WR, BYU
(Choice to San Diego for Buford)
- 12.

1985

1. **PERRY, William, DT, Clemson**
2. **PHILLIPS, Reggie, DB, SMU**
3. **MANESS, James, WR, TCU**
4. **BUTLER, Kevin, K, Georgia**
(Choice to New York Jets)
5. (Choice to LA Rams)
6. **BENNETT, Charles, DE, SW Louisiana**
7. **BUXTON, Steve, T, Indiana St.**
8. **SANDERS, Thomas, RB, Texas A&M**
9. **CORYATT, Pat, DT, Baylor**
10. **MORRISSEY, Jim, LB, Michigan St.**
(Choice to San Diego)
- 11.
- 12.

1984

1. **MARSHALL, Wilber, LB, Florida**
2. **RIVERA, Ron, LB, California**
3. **HUMPHRIES, Stefan, G, Michigan**
4. **ANDREWS, Tom, G, Louisville**
(Choice to Washington)
5. (Choice to Dallas)
6. **ROBERTSON, Nakita, RB, Cen. Arkansas**
7. **ANDERSON, Brad, WR, Arizona**
(Choice to San Francisco)
8. **CASALE, Mark, QB, Montclair St.**
(from Cleveland)
- 9a. **VESTMAN, Kurt, TE, Idaho**
- 10b. **GAYLE, Shaun, DB, Ohio St.**
(from Cleveland)
- 11a. (Choice to LA Rams)
- 11b. **BUTKUS, Mark, DT, Illinois**
(from Cleveland)
- 12a. (Choice to Miami through San Francisco)
- 12b. **JORDAN, Donald, RB, Houston**
(from Cleveland)

1983

- 1a. **COVERT, Jim, T, Pittsburgh**
- 1b. **GAULT, Willie, WR, Tennessee**
(from Tampa Bay)
2. **RICHARDSON, Mike, DB, Arizona St.**
3. **DUERSON, Dave, DB, Notre Dame**
- 4a. **THAYER, Tom, C, Notre Dame**
- 4b. **DUNSMORE, Pat, TE, Drake**
(Choice to New England)
5. (Choice to Cleveland)
6. (Choice to Cleveland)
7. **DENT, Richard, DE, Tennessee St.**
- 8b. **BORTZ, Mark, DT, Iowa**
- 9a. **FADA, Rob, G, Pittsburgh**
- 9b. **ZAVAGNIN, Mark, LB, Notre Dame**
(from Cleveland through San Francisco)
10. **HUTCHISON, Anthony, RB, Texas Tech**
11. **WORTHY, Gary, RB, Wilmington**
- 12a. **WILLIAMS, Oliver, WR, Illinois**
(from San Francisco)
- 12b. (Choice to San Diego)

1982

1. **McMAHON, Jim, QB, BYU**
(Choice to Tampa Bay)
2. **WRIGHTMAN, Tim, TE, UCLA**
3. **GENTRY, Dennis, RB, Baylor**
- 4a. **HARNETT, Perry, G, SMU**
- 5b. **TABRON, Dennis, DB, Duke**
(from San Diego)
6. **BECKER, Kurt, G, Michigan**
7. **WAECHTER, Henry, DT, Nebraska**
8. **DOERGER, Jerry, T, Wisconsin**
9. **HATCHETT, Mike, DB, Texas**
10. **TURNER, Joe, DB, USC**
11. **BOLIAUX, Gary, LB, Wisconsin**
12. **YOUNG, Ricky, LB, Oklahoma St.**

1981

1. **VAN HORNE, Keith, T, USC**
- 2a. **SINGLETARY, Mike, LB, Baylor**
(from San Francisco)
- 2b. (Choice to San Francisco)
3. **MARGERUM, Ken, WR, Stanford**
4. **BELL, Todd, DB, Ohio St.**
(Choice to San Francisco)
5. **HENDERSON, Reuben, DB, San Diego St**
6. **FISHER, Jeff, DB, USC**
7. **ZETTEK, Scott, DT, Notre Dame**
8. **DITTA, Frank, G, Baylor**
9. **CLIFFORD, Tim, QB, Indiana**
10. **JOHNSON, Lonnie, RB, Indiana**
11. **SHUPRYT, Bob, LB, New Mexico**
- 12.

1980

1. **WILSON, Otis, LB, Louisville**
2. **SUHEY, Matt, RB, Penn State**
(Choice to Dallas)
3. **THOMPSON, Arland, G, Baylor**
4. **TABOR, Paul, C, Oklahoma**
5. **GUESS, Mike, DB, Ohio St.**
6. **TOLBERT, Emanuel, WR, SMU**
7. **CLARK, Randy, G, Northern Illinois**
8. **SCHONERT, Turk, QB, Stanford**
9. **STEPHENS, Willie, DB, Texas Tech**
10. **JUDGE, Chris, DB, TCU**
11. **FISHER, Robert, TE, SMU**
- 12.

1979

- 1a. **HAMPTON, Dan, DT, Arkansas**
(from Tampa Bay)
- 1b. **HARRIS, Al, DE, Arizona St.**
2. **WATTS, Rickey, WR, Tulsa**
3. **McCLENDON, Willie, RB, Georgia**
(Choice to Cincinnati)
4. (Choice to Dallas)
5. **SULLIVAN, John, LB, Illinois**
6. **KUNZ, Lee, LB, Nebraska**
7. **MOSS, Rick, DB, Purdue**
8. **HEAVENS, Jerome, RB, Notre Dame**
9. **RESTIC, Joe, DB, Notre Dame**
10. **WRIGHT, Bob, T, Cincinnati**
11. **BECKER, Dave, DB, Iowa**
- 12.

BEARS ALL-TIME ROSTER

What follows is a list of players who have been on the Chicago Bears' active roster for at least one NFL game between 1920 and 1991.

* indicates deceased players
() indicates seasons with the Bears
Year indicates first Bear season

A

Abbey, Joe (North Texas State)	E	(2)	1948
Adamle, Mike (Northwestern)	RB	(2)	1975
Adams, John (LSU)	B	(4)	1959
Adickes, John (Baylor)	C	(2)	1987
Adkins, Roy* (Millikin & Bethany)	G	(2)	1920
Akin, Len (Baylor)	G	(1)	1942
Albrecht, Ted (California)	T	(5)	1977
Allen, Duane (Santa Ana)	E	(2)	1966
Allen, Eddie (Pennsylvania)	FB	(1)	1947
Allen, Egypt (TCU)	DB	(1)	1987
Allman, Robert (Michigan State)	E	(1)	1936
Althoff, Jim (Winona State)	DT	(1)	1987
Amsler, Marty (Evansville)	DE	(2)	1967
Anderson, Art (Idaho)	T	(2)	1961
Anderson, Brad (Arizona)	WR	(2)	1984
Anderson, Ed* (Notre Dame)	E	(1)	1923
Anderson, Henry (Northwestern)	G	(1)	1931
Anderson, Hunk* (Notre Dame)	G	(6)	1922
Anderson, Marcus (Tulane)	WR	(1)	1981
Anderson, Neal (Florida)	RB	(6)	1986
Anderson, Ralph* (Los Angeles St.) ..	E	(1)	1958
Anderson, William (Compton JC)	HB	(2)	1953
Andrews, Tom (Louisville)	C	(2)	1984
Antoine, Lionel (Southern Illinois)	T	(6)	1972
Apolskis, Charles* (DePaul)	E	(2)	1938
Ardizzone, Tony (Northwestern)	C	(1)	1979
Armstrong, Trace (Florida)	DT	(3)	1989
Arnett, Jon (USC)	HB	(3)	1964
Arp, John (Lincoln)	T	(1)	1987
Artoe, Lee (California)	T	(4)	1940

Ashburn, Clifford (Nebraska)	T	(1)	1930
Asher, Bob (Vanderbilt)	T	(4)	1972
Ashmore, M. Roger* (Gonzaga)	T	(1)	1927
Aspatore, Edward* (Marquette)	T	(1)	1934
Atkins, Doug (Tennessee)	E	(12)	1955
Atkins, Kelvin (Illinois)	LB	(1)	1983
Autrey, Billy (SF Austin)	C	(1)	1953
Avellini, Bob (Maryland)	QB	(10)	1975
Aveni, John (Indiana)	E	(2)	1959

B

Babartsky, Al (Fordham)	T	(3)	1943
Babinecz, John (Villanova)	LB	(1)	1975
Badaczewski, J. (Western Reserve) ..	G	(1)	1953
Bailey, Johnny (Texas A & I)	WR	(2)	1990
Baisi, Al (West Virginia)	G	(3)	1940
Barker, Richard* (Iowa State)	G	(1)	1921
Barnes, Erich (Purdue)	HB	(3)	1958
Barnes, Gary (Clemson)	E	(1)	1964
Barnes, Joe (Texas Tech)	QB	(1)	1974
Barnes, Lew (Oregon)	WR	(1)	1986
Barnett, Steve (Oregon)	T	(1)	1963
Barnhardt, Tom (North Carolina)	P	(1)	1987
Barvegan, Richard* (Purdue)	G	(3)	1950
Baschnagel, Brian (Ohio State)	WR	(9)	1976
Bassi, Dick* (Santa Clara)	G	(2)	1938
Battles, Bill (Brown)	E	(1)	1939
Bauman, Alf (Northwestern)	T	(3)	1948
Bausch, Frank* (Kansas)	C	(4)	1937
Baynham, Craig (Georgia Tech)	RB	(1)	1970
Becker, Dave (Iowa)	S	(1)	1980
Becker, Doug (Notre Dame)	LB	(1)	1978
Becker, Kurt (Michigan)	G	(8)	1982
Becker, Wayland (Marquette)	E	(1)	1934
Bell, Bob (Missouri)	LB	(1)	1987
Bell, Kay (Washington State)	T	(1)	1937
Bell, Todd (Ohio State)	S	(6)	1981
Bennett, Ben (Duke)	QB	(1)	1987
Benton, Jim (Arkansas)	E	(1)	1943
Bergerson, Gilbert* (Oregon State) ...	G	(2)	1932

ALL-TIME ASSISTANT COACHES

Name	Seasons	Years		
Allen, George	8	1958-65	Driscoll, Paddy	20 1941-55; 58-62
Anderson, Hunk	8	1940-42; 46-50	Ecklund, Brad	3 1975-77
Austin, Bill	1	1971	Fichtner, Ross	3 1975-77
Bratkowski, Zeke	3	1972-74	Fortunato, Joe	2 1967-68
Brumbaugh, Carl	3	1938; 40; 44	Frei, Jerry	3 1978-80
Callahan, Ray	3	1975-77	George, Bill	1 1972
Carr, Jim	3	1969; 73-74	Gerhart, Doug	1 1979
Cherundolo, Chuck	6	1966-68; 72-74	Gibson, Abe	7 1965-71
Cody, Ed	6	1965-70	Gillman, Sid	1 1977
Conner, George	2	1956-57	Goldston, Ralph	1 1974
DeCorrevont, Bill	1	1949	Grange, Red	8 1933-40
Dimancheff, Babe	3	1966-68	Handler, Phil	17 1952-68
Dooley, Jim	14	1963-67; 81-89	Haupt, Dale	8 1978-85
Dovell, Whitey	3	1972-74	Hilton, John	3 1975-77
			Hughes, Ed	7 1982-88

Berry, Connie, M. (NC State)	E	(5)	1942	Buck, Arthur (John Carroll)	HB	(1)	1941
Berry, Royce (Houston)	DE	(1)	1976	Buckler, William "Bill" (Alabama)	G	(6)	1926
Best, Art (Kent State)	RB	(2)	1977	Buffone, Doug (Louisville)	LB	(14)	1966
Bettis, Tom (Purdue)	LB	(1)	1963	Buford, Maury (Texas Tech)	P	(5)	1985
Bettridge, John (Ohio State)	HB	(1)	1937	Buivid, Ray* (Marquette)	QB-HB	(2)	1937
Bingham, Don (Sul Ross)	HB	(1)	1956	Bukich, Rudy (USC)	QB	(9)	1958
Bishop, Bill (North Texas)	T	(9)	1952	Bull, Ronnie (Baylor)	B	(9)	1962
Bishop, Don (Los Angeles City)	E	(1)	1959	Burdick, Lloyd* (Illinois)	T	(2)	1931
Bivins, Charles (Morris Brown)	HB	(7)	1960	Burgeis, Glenn (Tulsa)	T	(1)	1945
Bjork, Del* (Oregon)	T	(2)	1937	Burks, Randy (SE Oklahoma St.)	WR	(1)	1976
Blackburn, JA	T	(1)	1923	Burman, George (Northwestern)	T	(1)	1964
Blacklock, Hugh* (Michigan State)	T	(6)	1920	Buss, Arthur (Michigan State)	T	(2)	1934
Blackman, Lennon (Tulsa)	HB	(1)	1930	Bussey, Young* (LSU)	QB	(2)	1940
Blair, Paul (Oklahoma State)	T	(2)	1986	Butkus, Dick (Illinois)	LB	(9)	1965
Blanda, George (Kentucky)	QB	(10)	1949	Butler, Gary (Rice)	TE	(1)	1975
Boden, Lynn (South Dakota State)	G	(1)	1979	Butler, Kevin (Georgia)	K	(7)	1985
Bolan, George* (Purdue)	FB	(4)	1921	Buzin, Rich (Penn State)	T	(1)	1972
Bonderant, JB* (DePaul)	C	(1)	1922				
Boone, JR (Tulsa)	HB	(4)	1948				
Bortz, Mark (Iowa)	G	(9)	1983				
Boso, Cap (Illinois)	TE	(5)	1987				
Bowers, Sam (Fordham)	TE	(1)	1987				
Brackett, ML (Auburn)	T	(2)	1956				
Bradley, Chuck (Oregon)	TE	(1)	1977				
Bradley, Ed (Wake Forest)	G	(2)	1950				
Bradley, Steve (Indiana)	QB	(1)	1987				
Braidwood, Charles* (Chattanooga)	E	(1)	1932				
Bramhall, Art (DePaul)	HB	(1)	1931				
Bratkowski, Zeke (Georgia)	QB	(6)	1954				
Bray, Ray (Western Michigan)	G	(10)	1939				
Brewers, Chris (Arizona)	RB	(1)	1987				
Brink, Larry (Northern Illinois)	E	(1)	1954				
Britton, Earl* (Illinois)	FB	(1)	1925				
Brockman, Edward (Oklahoma)	B	(1)	1930				
Brown, Charley (Syracuse)	DB	(2)	1966				
Brown, Ed (San Francisco)	QB	(8)	1954				
Brown, Kevin (W Texas State)	P	(1)	1987				
Brown, William (Illinois)	FB	(1)	1961				
Bruer, Bob (Mankato State)	TE	(1)	1976				
Brumbaugh, Carl* (Florida)	QB	(8)	1930				
Brupbacher, Ross (Texas A&M)	LB	(4)	1970				
Bryan, Johnny* (Chicago)	HB	(4)	1922				
Bryant, Waymond (Tennessee St.)	LB	(4)	1974				

— C —

Cabral, Brian (Colorado)	LB	(5)	1981
Cadile, James (San Jose State)	G	(11)	1962
Caffey, Lee Roy (Texas A&M)	LB	(1)	1970
Calland, Lee (Louisville)	CB	(1)	1969
Cameron, Jack (Winston-Salem)	WR	(1)	1984
Campana, Al (Youngstown)	HB	(4)	1950
Campbell, Gary (Colorado)	LB	(7)	1977
Campbell, Leon (Arkansas)	FB	(3)	1952
Canady, James (Texas)	HB	(2)	1948
Carrier, Mark (USC)	S	(2)	1990
Carey, Bob* (Michigan State)	E	(1)	1958
Carl, Harland (Wisconsin)	HB	(1)	1956
Carlson, Jules "Zuck" (Oregon St.)	G	(8)	1929
Caroline, JC (Illinois)	HB	(10)	1956
Carter, Virgil (BYU)	QB	(4)	1968
Casares, Rick (Florida)	FB	(10)	1955
Casey, Tim (Oregon)	LB	(1)	1969
Castete, Jesse (McNeese State)	HB	(1)	1956
Chamberlin, Guy* (Nebraska)	E	(2)	1920
Chambers, Wally (E Kentucky)	DT	(5)	1973
Chapura, Dick (Missouri)	DT	(3)	1987
Chesley, Al (Pittsburgh)	LB	(1)	1982
Chesney, Chester "Chel" (DePaul)	C	(2)	1939

Jagade, Chick	1	1956
Johnsos, Luke	30	1935-39;
		41-42; 46-68
Kazor, Steve	10	1982-91
Kuhlmann, Hank	5	1978-82
Landry, Greg	6	1986-91
LaRue, Jim	12	1978-89
Levra, John	6	1986-91
Lord, Bob	1	1974
Luckman, Sid	16	1954; 56-70
Marchbroda, Ted	1	1981
Mather, Chuck	8	1958-65
McGinnis, David	6	1986-91
Meyer, Ken	3	1978-80
Moss, Perry	4	1970-73
O'Connor, Fred	3	1975-77
Plumb, Ted	6	1980-85

Rapp, Vic	3	1989-91
Ringo, Jim	3	1969-71
Roland, Johnny	10	1982-91
Ronzani, Gene	3	1947-49
Ryan, Buddy	8	1978-85
Scovil, Doug	1	1978
Shaughnessy, Clark	12	1951-62
Shaw, Bob	3	1969-71
Shinnick, Don	2	1970-71
Stanfel, Dick	11	1981-91
Stoltz, Jerry	4	1973-76
Stydahar, Joe	2	1963-64
Tobin, Vince	6	1986-91
Turner, Clyde "Bulldog"	5	1952-56
Walquist, Laurie	2	1933-34
Wilson, George	2	1947-48
Yaralian, Zaven	2	1990-91

Childs, Clarence (Florida A&M)	DB	(1)	1968
Cifers, Ed (Tennessee)	E	(2)	1947
Clark, Daryl (Texas)	RB	(1)	1987
Clark, Gail (Michigan State)	LB	(1)	1973
Clark, Greg (Arizona State)	LB	(1)	1988
Clark, Harry (West Virginia)	HB	(4)	1940
Clark, Herman* (Oregon State)	G	(5)	1952
Clark, Phil (Northwestern)	DB	(1)	1970
Clarkson, Stuart* (Texas A&I)	G	(7)	1942
Clemmons, Craig (Iowa)	S	(6)	1972
Coady, Rich (Memphis State)	C/E	(5)	1970
Cobb, Mike (Michigan State)	TE	(4)	1978
Cody, Ed (Purdue)	FB	(2)	1949
Coia, Angelo (USC)	HB	(4)	1960
Cole, Emerson (Toledo)	FB	(1)	1952
Cole, Linzy (TCU)	WR	(1)	1970
Coley, James (Clemson)	TE	(1)	1990
Concannon, Jack (Boston College)	QB	(5)	1967
Conkright, Bill* (Oklahoma)	C	(2)	1937
Connor, George (Notre Dame)	T	(8)	1948
Conzelmann, Jim* (Washington)	HB	(1)	1920
Cooke, Ed (Maryland)	E	(1)	1958
Copeland, Ron* (UCLA)	WR	(1)	1969
Corbett, George* (Millikin)	HB	(7)	1932
Cornish, Frank (Grambling)	DT	(4)	1966
Corzine, Lester (Davis Elkins)	HB	(1)	1938
Cotton, Craig (Youngstown)	TE	(1)	1973
Covert, Jim (Pittsburgh)	T	(8)	1983
Cowan, Les (McMurry)	T	(1)	1951
Cox, Ron (Fresno State)	LB	(2)	1990
Crawford, Fred (Duke)	T	(2)	1934
Crawford, James "Mush" (Illinois)	G	(1)	1925
Croft, Abe* (SMU)	E	(2)	1944
Croftcheck, Don (Indiana)	G	(1)	1967
Cross, Bob* (SF Austin State)	T	(2)	1952
Culver, Alvin (Notre Dame)	T	(1)	1932
Cunningham, Harold (Ohio State)	E	(1)	1929
Curchin, Jeff (Florida State)	T	(2)	1970

— D —

Daffer, Ted (Tennessee)	E	(1)	1954
Damore, John (Northwestern)	C	(2)	1957
Daniell, Jim (Ohio State)	T	(1)	1945
Daniels, Dick (Pacific-Oregon)	S	(2)	1969
Davis, Art (Alabama State)	T	(2)	1953
Davis, Fred (Alabama)	T	(6)	1946
Davis, Harper (Mississippi State)	HB	(1)	1950
Davis, John (Missouri)	DB	(1)	1970
Davis, Roger (Syracuse)	G	(4)	1960
Davis, Wendell (LSU)	WR	(4)	1988
Dean, Fred (Texas Southern)	G	(1)	1977
DeCorrevont, Bill (Northwestern)	HB	(2)	1948
DeLong, Steve (Tennessee)	DE	(1)	1972
Deloplane, Jack (Salem)	RB	(1)	1979
Dempsey, Frank (Florida)	G	(4)	1950
Denney, Austin (Tennessee)	E	(3)	1967
Dent, Richard (Tennessee St.)	DE	(9)	1983
Devlin, Chris (Penn State)	LB	(1)	1978
Dewveall, Willard (SMU)	E	(2)	1959
Digris, Bernie (Holy Cross)	T	(1)	1943
Dimancheff, Boris Babe (Purdue)	HB	(1)	1952
Ditka, Mike (Pittsburgh)	TE	(6)	1961

Dodd, Al (NW Louisiana)	DB	(1)	1967
Doehring, John "Bull"	FB	(6)	1932
Doerger, Jerry (Wisconsin)	T	(1)	1982
Donchez, Tom (Penn State)	RB	(1)	1975
Dooley, Jim (Miami U.)	E	(9)	1952
Dottley, John (Mississippi)	FB	(3)	1951
Douglas, Merrill (Utah)	FB	(3)	1958
Douglass, Bobby (Kansas)	QB	(7)	1969
Douglass, Maurice (Kentucky)	DB	(6)	1986
Douthitt, Earl (Iowa)	S	(1)	1975
Dreher, Ferd (Denver)	E	(1)	1938
Dressen, Charley*	QB	(1)	1920
Drews, Ted (Princeton)	E	(1)	1928
Dreyer, Wally (Wisconsin)	HB	(1)	1949
Driscoll, Paddy* (Northwestern)	HB	(5)	1926
Drulis, Chuck* (Temple)	G	(6)	1942
Drury, Lyle (St. Louis)	E	(2)	1930
Drzewiecki, Ron (Marquette)	HB	(2)	1955
Duarte, George (N Arizona)	CB	(1)	1987
Duerson, Dave (Notre Dame)	S	(6)	1983
Dugger, Jack (Ohio State)	E	(1)	1949
Dunlap, Bob (Oklahoma)	QB	(1)	1935
Dunsmore, Pat (Drake)	TE	(2)	1983
Dyko, Chris (Washington St.)	T	(1)	1989

— E —

Earl, Robin (Washington)	RB-TE	(6)	1977
Ecker, Ed* (John Carroll)	T	(1)	1947
Edwards, Cid (Tennessee State)	RB	(1)	1975
Ellis, Allan (UCLA)	CB	(7)	1973
Elmes, Leland* (Bradley)	QB	(1)	1929
Ely, Harold (Iowa)*	G	(1)	1932
Ely, Larry (Iowa)	LB	(1)	1975
Engelbreten, Paul* (Northwestern)	G	(1)	1932
Englund, Harry	E	(4)	1920
Erickson, Harold* (Wash. & Jeff.)	HB	(1)	1925
Evans, Earl (Harvard)	T	(4)	1926
Evans, Fred (Notre Dame)	HB	(1)	1948
Evans, Vince (USC)	QB	(7)	1977
Evey, Dick (Tennessee)	T	(6)	1964

— F —

Fada, Rob (Pittsburgh)	G	(2)	1983
Falkenberg, Herb* (Trinity)	FB	(1)	1952
Famiglietti, Gary* (Boston U.)	FB	(8)	1938
Fanning, Stan (Idaho)	T	(3)	1960
Farmer, George (UCLA)	WR	(6)	1970
Farrington, John* (Prairie View)	E	(4)	1960
Farris, Tom (Wisconsin)	QB	(2)	1946
Feathers, Beattie* (Tennessee)	HB	(4)	1934
Febel, Fritz* (Purdue)	G	(1)	1935
Federovich, John (Davis & Elkins)	T	(2)	1941
Feichtinger, Andy*	E	(2)	1920
Fencik, Gary (Yale)	S	(12)	1976
Fenimore, Bob (Oklahoma A&M)	HB	(1)	1947
Ferguson, JB	T	(1)	1932
Ferguson, Jim (South Carolina)	C/LB	(1)	1969
Fetz, Gus*	FB	(1)	1923
Figner, George (Colorado)	HB	(1)	1953
Finzer, Dave (DePauw)	P	(1)	1984
Fisher, Bob (SMU)	TE	(2)	1980

Fisher, Jeff (USC)	CB	(4)	1981
Fitzgerald, Greg (Iowa)	DT	(1)	1987
Flaherty, Pat* (Princeton)	E	(1)	1923
Flanagan, Dick (Ohio State)	G	(2)	1948
Flanagan, Latham (Carnegie Tech) ...	E	(1)	1931
Fleckenstein, Bill (Iowa)	G	(6)	1925
Floyd, Bobby Jack (TCU)	FB	(1)	1953
Flutie, Doug (Boston College)	QB	(1)	1986
Fontenot, Jerry (Texas A&M)	G	(3)	1989
Ford, Charlie (Houston)	CB	(3)	1971
Forham, Jim* (Georgia)	FB	(2)	1944
Forrest, Tom (Cincinnati)	G	(1)	1974
Fort, Aldo (Montana)	G	(4)	1939
Fortmann, Dan (Colgate)	G	(8)	1936
Fortunato, Joe (Mississippi State) ...	LB	(12)	1955
Francis, Sam (Nebraska)	FB	(2)	1937
Franklin, Paul* (Franklin)	E	(5)	1930
Frazier, Leslie (Alcorn State)	CB	(5)	1981
Frederick, Andy (New Mexico)	T	(3)	1983
Frump, Milton (Ohio Wesleyan)	G	(1)	1930
Fuller, Steve (Clemson)	QB	(3)	1984

— G —

Gagnon, Dave (Ferris State)	RB	(1)	1974
Gaines, Wentford (Cincinnati)	CB	(3)	1978
Gallimore, Willie* (Florida A&M)	HB	(7)	1957
Gallagher, Dave (Michigan)	DE	(1)	1974
Gallameau, Hugh (Stanford)	HB	(5)	1941
Gardocki, Chris (Clemson)	P/K	(1)	1991
Garrett, Carl (New Mexico H'lands) ..	RB	(2)	1973
Garrett, T. (Oklahoma A&M)	C	(2)	1947
Garrett, WD (Mississippi State)	T	(1)	1950
Garvey, A. "Hec" (Notre Dame)	E	(4)	1922
Garvey, Ed* (Notre Dame)	HB	(1)	1925
Gault, Willie (Tennessee)	WR	(5)	1983
Gayle, Shaun (Ohio State)	S	(8)	1984
Gentry, Curtiss (Maryland State) ...	DB	(3)	1966
Gentry, Dennis (Baylor)	WR	(10)	1982
George, Bill* (Wake Forest)	G/LB	(14)	1952
Gepford, Sid* (Millikin & Bethany) ...	B	(1)	1920
Gersbach, Carl (West Chester St.) ...	LB	(1)	1975
Geyer, Bill (Colgate)	HB	(3)	1942
Gibron, Abe (Purdue)	G	(2)	1958
Gilbert, Kline* (Mississippi)	G	(5)	1953
Gilliam, John (South Carolina St.) ...	WR	(1)	1977
Glasgow, Brian (N Illinois)	TE	(1)	1987
Glenn, Bill (E. Illinois)	QB	(2)	1944
Glueck, Larry (Villanova)	B	(3)	1963
Goebel, Paul (Michigan)	E	(1)	1925
Goodnight, Owen* (Hardin-Sims) ...	QB	(1)	1946
Gordon, Dick (Michigan State)	HB	(7)	1965
Gordon, Lou* (Illinois)	T	(1)	1938
Gorgal, Ken (Purdue)	HB	(2)	1955
Grabowski, Jim (Illinois)	RB	(1)	1971
Graham, Conrad (Tennessee)	DB	(1)	1973
Grandberry, Ken (Wash. St.)	RB	(1)	1974
Grange, Garland "Gardie" (Illinois) ...	E	(3)	1929
Grange, Harold "Red" (Illinois)	HB	(8)	1925
Green, Bobby Joe (Florida)	P	(12)	1962
Green, Mark (Notre Dame)	RB	(3)	1989
Greenwood, Glen* (Iowa)	HB	(1)	1924
Grim, Bob (Oregon State)	WR	(1)	1975
Grosvenor, George (Colorado)	HB	(2)	1935

Grygo, Al* (South Carolina)	HB	(2)	1944
Gudauskas, Pete (Murray State)	G	(2)	1943
Gulyanics, George* (Ellisville JC) ...	HB	(6)	1947
Gunn, Jimmy (USC)	LB	(6)	1970
Gunner, Harry (Oregon State)	DE	(1)	1970

— H —

Haddon, Aldous (Wash. & Jeff.)	B	(1)	1928
Haines, Kris (Notre Dame)	WR	(3)	1979
Halas, George* (Illinois)	E	(10)	1920
Hale, Dave (Ottawa)	DE	(3)	1969
Haluska, Jim (Wisconsin)	HB	(1)	1956
Hamity, Lewis (Chicago)	HB	(1)	1941
Hamlin, Gene (Western Michigan) ...	C	(1)	1971
Hammond, Henry (Southwestern)	E	(1)	1937
Hampton, Dan (Arkansas)	DE	(12)	1979
Hanke, Carl* (Minnesota)	G	(1)	1922
Hanny, Frank* (Indiana)	E	(5)	1922
Hansen, Clifford (Luther)	HB	(1)	1933
Hansen, Wayne* (Texas Western) ...	C	(10)	1950
Harbaugh, Jim (Michigan)	QB	(5)	1987
Hardy, Cliff (Michigan State)	CB	(1)	1971
Hardy, John (California)	DB	(1)	1991
Harley, Charles "Chic" (Ohio State) ..	RB	(1)	1921
Harper, LaSalle (Arkansas)	LB	(1)	1989
Harper, Roland (Louisiana Tech) ...	RB	(8)	1975
Harris, Al (Arizona State)	DE	(9)	1979
Harris, Chuck (West Virginia)	T	(1)	1987
Harris, Bruce (NC State)	RB	(1)	1987
Harris, Richard (Grambling)	DE	(2)	1974
Harrison, Jim (Missouri)	RB	(4)	1971
Hart, Tommy (Morris Brown)	DE	(2)	1978
Hartenstine, Mike (Penn State)	DE	(12)	1975
Hartman, Fred (Rice)	T	(1)	1947
Hartnett, Perry (SMU)	G	(2)	1982
Haselrig, Clint (Michigan)	WR	(1)	1974
Hatley, John (Sul Ross)	G	(1)	1953
Hazelton, Major (Florida A&M)	DB	(2)	1968
Healey, Ed* (Dartmouth)	T	(6)	1922
Healy, Don (Maryland)	G	(2)	1958
Heardon, Tom* (Notre Dame)	QB	(1)	1929
Heileman, Charles* (Iowa State)	E	(1)	1939
Heimull, Lakel (BYU)	RB	(1)	1987
Helwig, John (Notre Dame)	G	(4)	1953
Hempel, Bill (Carroll)	T	(1)	1942
Henderson, Reuben (San Diego St.) ..	CB	(2)	1981
Hensley, Dick (Kentucky)	E	(1)	1953
Herron, Bruce (New Mexico)	LB	(5)	1978
Hester, Jim (North Dakota)	TE	(1)	1970
Hewitt, Bill* (Michigan)	E	(5)	1932
Hibbs, Jesse (USC)	T	(1)	1931
Hicks, Tom (Illinois)	LB	(5)	1976
High, Lennie	HB	(1)	1920
Hilgenberg, Jay (Iowa)	C	(11)	1981
Hill, Harlon (Florence St. Tchrs) ...	E	(8)	1954
Hill, Ike (Catawba)	WR	(2)	1973
Hintz, Mike (Wis-Platteville)	DB	(1)	1987
Hoban, Mike (Michigan)	G	(1)	1974
Hobscheid, Fred* (Chicago)	G	(1)	1927
Hodgins, Norm (LSU)	S	(1)	1974
Hoffman, Jack (Xavier)	E	(5)	1952
Hoffman, John (Hawaii)	DE	(1)	1971
Hoffman, John* (Arkansas)	E	(8)	1949

Hohensee, Mike (Minnesota)	QB	(1)	1987
Hoke, Jonathan (Ball State)	CB	(1)	1980
Holloway, Glen (N Texas State)	G	(4)	1970
Holman, Willie (South Carolina St.)	DE	(6)	1968
Holmer, Walter* (Northwestern)	FB	(2)	1929
Holovak, Mike (Boston College)	FB	(2)	1947
Hoptowit, Al (Washington State)	T	(5)	1941
Horton, Larry (Iowa)	DT	(2)	1972
Howley, Charles (West Virginia)	C	(2)	1958
Hrivnak, Gary (Purdue)	DT	(4)	1973
Huarte, John (Notre Dame)	QB	(1)	1972
Huff, Gary (Florida State)	QB	(4)	1973
Huffine, Ken* (Purdue)	FB	(1)	1921
Hugasian, Harry (Stanford)	HB	(1)	1955
Hughes, Billy* (Texas)	C	(2)	1940
Hull, Mike (USC)	FB	(3)	1968
Hultz, Don (Southern Miss.)	DT	(1)	1974
Humphries, Stefan (Michigan)	G	(3)	1984
Hunsinger, Chuck (Florida)	HB	(3)	1950
Hunt, Jackie (Marshall)	HB	(1)	1945
Hurst, William (Oregon)	G	(1)	1924
Hutchison, Anthony (Texas Tech)	RB	(2)	1983
Huther, Bruce (New Hampshire)	LB	(1)	1982
Hyche, Steve (Livingston)	LB	(1)	1989
Hyland, Bob (Boston College)	C	(1)	1970

— I —

Ingwersen, Burt* (Illinois)	G	(2)	1920
Ippolito, Anthony* (Purdue)	G	(1)	1943

— J —

Jackson, Bobby (Alabama)	HB	(1)	1961
Jackson, Noah (Tampa)	G	(9)	1975
Jackson, Randy (Florida)	T	(8)	1967
Jackson, Vestee (Washington)	CB	(5)	1986
Jagade, Chick* (Indiana)	FB	(2)	1954
James, Dan (Ohio)	T	(1)	1967
Janata, John (Illinois)	T	(1)	1983
Janet, Ernie (Washington)	G	(3)	1972
January, Mike (Texas)	LB	(1)	1987
Jarmoluk, Mike (Temple)	T	(2)	1946
Jecha, Ralph (Northwestern)	G	(1)	1955
Jeffries, Eric (Texas)	CB	(1)	1987
Jenkins, Robert (Miami, OH)	E	(2)	1963
Jennings, Keith (Clemson)	TE	(1)	1991
Jensvold, Leo* (Iowa)	QB	(1)	1931
Jeter, Bob (Iowa)	CB	(3)	1971
Jeter, Perry (California Poly Tech) ..	RB	(2)	1956
Jewett, Bob (Michigan State)	E	(1)	1958
Jiggetts, Dan (Harvard)	T	(7)	1976
Joesting, Herb* (Minnesota)	FB	(2)	1931
Johnson, Albert (Kentucky)	FB	(1)	1938
Johnson, Bill* (SMU)	G	(2)	1946
Johnson, Greg (Florida State)	DT	(1)	1977
Johnson, Jack (Miami)	B	(3)	1957
Johnson, John (Indiana)	T	(6)	1963
Johnson, Leo (Millikin)	HB	(1)	1920
Johnson, OG	FB	(1)	1924
Johnson, Pete (VMI)	B	(1)	1959
Johnson, Troy (Oklahoma)	LB	(2)	1988
Johnson, Will (NE Louisiana)	LB	(1)	1987

Johnsos, Luke* (Northwestern)	E	(9)	1929
Jones, Bob (San Diego State)	E	(1)	1967
Jones, Dante (Oklahoma)	LB	(4)	1988
Jones, Edgar (Pittsburgh)	HB	(1)	1945
Jones, Jerry* (Notre Dame)	G	(2)	1920
Jones, Jimmy (Wisconsin)	E	(3)	1965
Jones, Stan (Maryland)	T	(12)	1954
Jordan, Donald (Houston)	RB	(1)	1984
Juenger, Dave (Ohio U.)	WR	(1)	1973

— K —

Karr, William* (West Virginia)	E	(6)	1933
Karras, Ted (Indiana)	G	(5)	1960
Karwales, Jack (Michigan)	E	(2)	1946
Kassel, Chuck* (Illinois)	E	(1)	1927
Kavanaugh, Ken (LSU)	E	(8)	1940
Kawal, Ed* (Illinois)	C	(6)	1931
Kean, Jim (Iowa)	E	(6)	1946
Keefe, Jerry* (Notre Dame)	G	(1)	1920
Kelly, Elmo (Wichita U.)	E	(1)	1944
Kelly, Jim (Tennessee State)	TE	(1)	1974
Kendricks, Jim (Texas A&M)	T	(1)	1924
Keriasotis, Nick (St. Ambrose)	G	(3)	1942
Keys, Tyrone (Mississippi St.)	DE	(3)	1983
Kiesling, Walter* (St. Thomas)	G	(1)	1934
Kilcullen, Bob (Texas Tech)	T	(8)	1957
Kilgore, Ken (Auburn)	P	(1)	1968
Kindt, Don (Wisconsin)	HB	(9)	1947
Kindt, Don Jr. (Wis-LaCrosse)	TE	(1)	1987
King, Ralph (Chicago)	T	(1)	1925
Kinney, Steve (Utah State)	T	(2)	1973
Kirk, Ken (Mississippi)	C	(1)	1960
Kissell, Adolph (Boston College) ..	FB	(1)	1942
Klawitter, Dick* (S. Dakota State) ..	C	(2)	1956
Klein, Dick (Iowa)	T	(2)	1958
Knapczyk, Ken (Northern Iowa) ..	WR	(1)	1987
Knopp, Oscar* (Illinois)	FB	(6)	1923
Knox, Bill (Purdue)	DB	(3)	1974
Knox, Ron (UCLA)	QB	(1)	1957
Koehler, Robert* (Northwestern) ..	FB	(2)	1920
Kolman, Ed* (Temple)	T	(5)	1940
Konovsky, Bob* (Wisconsin)	G	(1)	1960
Kopcha, Joe* (Chattanooga)	G	(5)	1929
Kortas, Kenneth (Louisville)	T	(1)	1969
Kosins, Gary (Dayton)	RB	(3)	1972
Kozlowski, Glen (BYU)	WR	(5)	1987
Kreamcheck, John (Wm. & Mary) ..	T	(3)	1953
Kreitling, Rich (Illinois)	E	(1)	1964
Kreiwald, Doug (West Texas State) ..	G	(2)	1967
Krenk, Mitch (Nebraska)	TE	(1)	1984
Krumm, Todd (Michigan State)	S	(1)	1988
Kuechenberg, Rudy (Indiana)	LB	(3)	1967
Kunz, Lee (Nebraska)	LB	(3)	1979
Kurek, Ralph (Wisconsin)	FB	(6)	1965

— L —

LaFleur, Joe* (Marquette)	FB	(3)	1922
LaForest, W.	FB	(1)	1920
Lahar, Harold (Oklahoma)	G	(2)	1941
Lamb, Walter (Oklahoma)	E	(1)	1946
Landry, Greg (Massachusetts)	QB	(1)	1984

Lanum, R. "Jake" (Ill & Millikin)	QB	(5)	1920	Masters, Bob* (Baylor)	FB	(2)	1943
Larson, Fred* (Notre Dame)	C	(1)	1922	Masterson, Bernie* (Nebraska)	QB	(7)	1934
Lashar, Tim (Oklahoma)	K	(1)	1987	Masterson, Forest (Iowa)	C	(1)	1945
Lasker, Greg (Arkansas)	S	(1)	1988	Mastrogany, Gus (Iowa)	E	(1)	1931
Latta, Greg (Morgan State)	TE	(6)	1975	Matheson, Jack (W. Michigan)	E	(1)	1947
Lawler, Allen (Texas)	HB	(1)	1948	Mattes, Ron (Virginia)	T	(1)	1991
Lawson, Roger (W. Michigan)	RB	(2)	1972	Mattson, Riley (Oregon)	T	(1)	1965
Layne, Bobby (Texas)	QB	(1)	1948	Matuza, Al (Georgetown)	C	(4)	1941
Leahy, Bernie (Notre Dame)	HB	(1)	1932	May, Chester*	G	(1)	1920
Leclerc, Roger (Trinity)	K/LB	(7)	1960	May, Walter O. "Red"	G	(1)	1920
Lee, Buddy (LSU)	QB	(1)	1971	Mayes, Rufus (Ohio State)	T	(1)	1969
Lee, Herman (Florida A&M)	T	(9)	1958	Maznicki, F. (Boston College)	HB	(2)	1942
Leeuwenburg, Rich (Stanford)	T	(1)	1965	McAfee, George (Duke)	HB	(8)	1940
Leggett, Earl (LSU)	T	(10)	1957	McClendon, Willie (Georgia)	RB	(4)	1979
Lemon, Clifford* (Centre)	T	(1)	1926	McColl, Bill (Stanford)	E	(8)	1952
Leonard, James (Colgate)	T	(1)	1924	McCray, Bruce (W. Illinois)	CB	(1)	1987
Lesane, James (Virginia)	HB	(2)	1952	McDonald, Lester* (Nebraska)	E	(3)	1937
Lewis, Darren (Texas A & M)	RB	(1)	1991	McElwain, Bill (Northwestern)	HB	(1)	1925
Lick, Dennis (Wisconsin)	T	(6)	1976	McEnulty, Doug (Wichita)	FB	(2)	1943
Line, Bill (SMU)	DT	(1)	1972	McGee, Tony (Bishop College)	DE	(3)	1971
Lintzenich, Joseph* (St. Louis)	FB	(2)	1930	McInerney, Sean (Frostburg State)	DT	(1)	1987
Lipscomb, Paul* (Tennessee)	T	(1)	1954	McKinney, Phil (UCLA)	T	(1)	1982
Lisch, Rusty (Notre Dame)	QB	(1)	1984	McKinney, Bill (West Texas)	LB	(1)	1972
Livers, Virgil (W. Kentucky)	CB	(5)	1975	McKinnon, Dennis (Florida State)	WR	(6)	1983
Livingston, Andy (Phoenix JC)	B	(2)	1964	McLean, Ray* (St. Anselm)	HB	(8)	1940
Livingston, Howie (Fullerton JC)	DB	(1)	1953	McMahon, Jim (BYU)	QB	(7)	1982
Logan, James (Indiana)	G	(2)	1942	McMichael, Steve (Texas)	DT	(11)	1981
Long, Harvey (Detroit)	T	(1)	1929	McMillen, Jim* (Illinois)	G	(6)	1924
Long, Johnny* (Colgate)	QB	(2)	1944	McMullen, Daniel* (Nebraska)	G	(2)	1930
Lowe, Lloyd (North Texas State)	HB	(2)	1953	McPherson, Forrest (Nebraska)	G	(1)	1935
Luckman, Sid (Columbia)	QB	(12)	1939	McRae, Bennie (Michigan)	HB	(9)	1962
Lujack, Johnny (Notre Dame)	QB	(4)	1948	McRae, Franklin (Tenn. State)	DT	(1)	1967
Lusby, Vaughn (Arkansas)	CB	(1)	1980	Meadows, Ed* (Duke)	E	(3)	1954
Lyle, Garry (G. Washington)	CB	(7)	1968	Melekas, John (Arizona)	T	(5)	1956
Lyman, Roy "Link" (Nebraska)	T	(9)	1926	Merkel, Monte (Kansas)	G	(2)	1942
Lynch, Lorenzo (Cal St.-Sac.)	DB	(3)	1987	Merrill, Mark (Minnesota)	LB	(1)	1979
Lyon, George (Kansas State)	T	(1)	1929	Meyers, Denny* (Iowa)	T	(1)	1931

— M —

MacLeod, Robert (Dartmouth)	HB	(2)	1939	Miller, Charles "Ookie" (Purdue)	C	(6)	1932
Macon, Ed (College of Pacific)	HB	(2)	1952	Miller, Milford (Chadron)	T	(1)	1932
MacWherter, Kile* (Bethany)	FB	(1)	1920	Milner, Bill (Duke)	G	(3)	1947
Magnini, Dante* (St. Mary's)	HB	(3)	1942	Milton, Eldridge (Clemson)	LB	(1)	1987
Maillard, Ralph (Creighton)	T	(1)	1929	Minini, Frank (San Jose State)	HB	(3)	1947
Malone, Charles (Texas A&M)	E	(1)	1933	Mintum, John F. "Jack"	C	(2)	1921
Manders, Jack* (Minnesota)	HB	(8)	1933	Mitchell, Charley (Tulsa)	HB	(1)	1945
Maness, James (TCU)	WR	(1)	1985	Mohardt, John* (Notre Dame)	HB	(1)	1925
Mangum, John (Alabama)	CB	(2)	1990	Molesworth, Keith* (Monmouth)	HB	(7)	1931
Maniacki, Joe (Fordham)	RB	(4)	1938	Montgomery, Randy (Weber State)	CB	(1)	1974
Manning, Pete (Wake Forest)	E	(2)	1960	Montgomery, Ross (TCU)	FB	(2)	1969
Manske, Edgar (Northwestern)	E	(4)	1937	Mooney, Jim* (Georgetown)	E	(1)	1935
Marconi, Joe (West Virginia)	FB	(5)	1962	Mooney, Tip* (Abilene Christian)	HB	(3)	1944
Margarita, Bob (Brown)	HB	(3)	1944	Moore, Albert (Northwestern)	QB	(1)	1932
Margerum, Ken (Stanford)	WR	(4)	1981	Moore, Jerry (Arkansas)	S	(2)	1971
Marshall, Wilber (Florida)	LB	(4)	1984	Moore, Joe (Missouri)	RB	(2)	1971
Martin, Bill (Georgia Tech)	E	(2)	1964	Moore, McNeil (Sam Houston)	HB	(3)	1954
Martin, Billy* (Minnesota)	HB	(3)	1962	Moore, Rocco (Western Michigan)	G	(1)	1980
Martin, Dave (Notre Dame)	LB	(1)	1969	Moorehead, Emery (Colorado)	TE	(8)	1981
Martin, Frank (Alabama)	HB	(1)	1941	Morgan, Anthony (Tennessee)	WR	(1)	1991
Martinovich, P. (College of Pacific)	G	(1)	1940	Morgan, Mike (Wisconsin)	RB	(1)	1978
Maslowski, Matt (San Diego U.)	WR	(1)	1972	Morris, Francis (Boston U.)	HB	(1)	1942
Mass, Wayne (Clemson)	OT	(3)	1968	Morris, Johnny (Santa Barbara)	FL	(10)	1958

Morris, Jon (Holy Cross)	C	(1)	1978
Morris, Larry (Georgia Tech)	LB	(7)	1959
Morris, Ray (UTEP)	LB	(1)	1987
Morris, Ron (SMU)	WR	(5)	1987
Morrison, Fred (Ohio State)	FB	(4)	1950
Morrissey, Jim (Michigan State) ..	LB	(7)	1985
Morton, John (Missouri)	HB	(1)	1945
Moser, Robert* (Pacific)	C	(3)	1951
Mosley, Anthony (Fresno State) ..	RB	(1)	1987
Mosley, Henry (Morris Brown)	HB	(1)	1955
Mucha, Charles (Washington)	G	(1)	1935
Mucha, Rudy (Washington)	G	(2)	1945
Muckenstrum, Jerry (Arkansas St.)	LB	(7)	1976
Mudd, Howard (Hillsdale)	G	(2)	1969
Mullen, Verne* (Illinois)	E	(3)	1923
Mullins, Don R. (Houston)	HB	(2)	1961
Mullins, Noah (Kentucky)	HB	(4)	1946
Mundee, Fred (Notre Dame)	C	(3)	1943
Murray, Richard* (Marquette)	T	(1)	1924
Murry, Don* (Wisconsin)	T	(8)	1924
Musso, George (Millikin)	G	(12)	1933
Musso, Johnny (Alabama)	RB	(3)	1975
Muster, Brad (Stanford)	FB	(4)	1988

— N —

Nagurski, Bronko* (Minnesota)	FB	(9)	1930
Neacy, Clement* (Colgate)	E	(1)	1927
Neal, Dan (Kentucky)	C	(9)	1975
Neal, Ed (LSU)	G	(1)	1951
Neck, Tommy (LSU)	HB	(2)	1962
Negus, Fred (Wisconsin)	C	(1)	1950
Neider, John (Louisville)	LB	(1)	1970
Nelson, Everett (Illinois)	T	(1)	1929
Nesbitt, Dick* (Drake)	HB	(4)	1930
Newsome, Billy (Grambling)	DE	(1)	1977
Newton, Bob (Nebraska)	G	(5)	1971
Nickla, Ed (Maryland)	G	(1)	1959
Nielsen, Hans (Michigan State)	K	(1)	1981
Nix, Kent (TCU)	QB	(2)	1970
Nolting, Ray (Cincinnati)	HB	(8)	1936
Norberg, Hank (Stanford)	E	(1)	1948
Nordquist, Mark (Pacific)	G-C	(2)	1975
Nori, Reino* (DeKalb)	HB	(1)	1938
Norman, Dick (Stanford)	QB	(2)	1961
Norman, Tim (Illinois)	G	(1)	1983
Norris, Jon (American Int'l.)	DE	(1)	1987
Norvell, Jay (Iowa)	LB	(1)	1987
Novoselsky, Brent (Penn)	TE	(1)	1988
Nowaskey, Bob* (G Washington)	E	(3)	1940

— O —

O'Bradovich, Ed (Illinois)	E	(10)	1962
O'Connell, JF* (Penn State)	C	(1)	1924
O'Connell, Tom (Illinois)	QB	(1)	1953
O'Quinn, John (Wake Forest)	E	(2)	1950
O'Rourke, Charles (Boston College)	QB	(1)	1942
Oech, Verne (Minnesota)	G	(1)	1936
Oelrich, John* (St. Ambrose)	HB	(1)	1938
Ogden, Jack (Alabama)	TE	(3)	1969
Oliver, Ray (Memphis State)	T	(1)	1987
Ortego, Keith (McNeese State)	WR	(3)	1985

Osborne, Jim (Southern)	DT	(13)	1972
Osmanski, Bill (Holy Cross)	FB	(7)	1939
Osmanski, Joe (Holy Cross)	FB	(4)	1946

— P —

Pagac, Fred (Ohio State)	TE	(1)	1974
Pace, Alan (Notre Dame)	DT	(4)	1978
Parsons, Bob (Penn State)	P-TE	(11)	1972
Patterson, Billy (Baylor)	QB	(1)	1939
Paul, Markus (Syracuse)	S	(3)	1989
Pauley, Frank Don (Wash. & Jeff.)	T	(1)	1930
Payton, Sean (E Illinois)	QB	(1)	1987
Payton, Walter (Jackson State)	RB	(13)	1975
Pearce, W. "Pard" (Penn.)	QB	(3)	1920
Pearson, Madison* (Kansas)	C	(6)	1929
Pederson, Jim (Augsburg)	HB	(1)	1932
Peiffer, Dan (SE Missouri State)	C	(3)	1975
Percival, Mac (Texas Tech)	K	(7)	1967
Perez, Peter (Illinois)	G	(1)	1945
Perina, Bob (Princeton)	HB	(2)	1949
Perini, Pete (Ohio State)	FB	(2)	1954
Perkins, Don (Plattsville)	FB	(2)	1945
Perrin, Lonnie (Illinois)	RB	(1)	1979
Perry, William (Clemson)	DT	(7)	1985
Petitbon, Richie (Tulane)	HB	(10)	1959
Petty, John* (Purdue)	FB	(1)	1942
Petty, Ross* (Illinois)	G	(1)	1920
Phillips, Loyd (Arkansas)	DE	(3)	1967
Phillips, Reggie (SMU)	CB	(3)	1985
Phipps, Mike (Purdue)	QB	(5)	1977
Piccolo, Brian* (Wake Forest)	RB	(4)	1966
Pickens, Bob (Nebraska)	T	(2)	1967
Pickering, Clay (Maine)	WR	(1)	1986
Pifferini, Bob (UCLA)	LB	(4)	1972
Pinder, Cyril (Illinois)	RB	(2)	1971
Plank, Doug (Ohio State)	S	(8)	1975
Plasman, Dick* (Vanderbilt)	E	(6)	1937
Podmajersky, Paul (Illinois)	G	(1)	1944
Polisky, John* (Notre Dame)	G	(1)	1929
Pollock, Bill (Penn. Military Acad.)	HB	(2)	1935
Pool, Hampton (Stanford)	E	(4)	1940
Potter, Kevin (Missouri)	S	(2)	1983
Preston, Pat (Wake Forest)	G	(4)	1946
Price, Terry (Texas A & M)	DT	(1)	1990
Pride, Dan (Jackson State)	LB	(2)	1968
Proctor, Rex (Rice)	HB	(1)	1953
Pruitt, Mickey (Colorado)	LB	(3)	1988
Purnell, James (Wisconsin)	LB	(5)	1964
Pyle, Mike (Yale)	C	(9)	1961

— R —

Rabold, Mike* (Indiana)	G	(3)	1964
Rains, Dan (Cincinnati)	LB	(4)	1982
Rakestraw, Larry (Georgia)	QB	(4)	1964
Ramsey, Frank (Oregon State)	G	(1)	1945
Rather, Bo (Michigan)	WR	(5)	1974
Reader, Russ (Michigan State)	HB	(1)	1947
Reese, Lloyd* (Tennessee)	FB	(1)	1946
Reilly, Mike (Iowa)	LB	(5)	1964
Rentle, Caesar (Oklahoma)	T	(1)	1988
Rentner, Ernest Pug* (N'western) ..	HB	(2)	1936

Reppond, Mike (Arkansas)	WR	(1)	1973
Reynolds, Tom (San Diego State)	WR	(1)	1973
Rice, Andy (Texas Southern)	DT	(2)	1972
Richards, Golden (Hawaii)	WR	(2)	1978
Richards, Ray (Nebraska)	T	(4)	1933
Richardson, Mike (Arizona State)	CB	(6)	1983
Richman, Harry* (Illinois)	G	(1)	1929
Rivera, Ron (California)	LB	(8)	1984
Rivera, Steve (California)	WR	(1)	1977
Rivers, Garland (Michigan)	DB	(1)	1987
Rives, Don (Texas Tech)	LB	(6)	1973
Roberts, Tom* (DePaul)	G	(2)	1943
Roberts, Willie (Houston)	CB	(1)	1973
Rodenhauser, Mark (Illinois State) ...	C	(1)	1987
Roder, Mirro	K	(2)	1973
Roehik, Jon (Iowa)	G	(1)	1987
Roehnel, William* (Bradley)	G	(2)	1958
Roger, Mel (Florida A&M)	LB	(1)	1977
Roggeman, Tom (Purdue)	G	(2)	1956
Romanik, Steve (Villanova)	QB	(4)	1950
Romney, Milton* (Chicago)	QB	(5)	1925
Ronzani, Gene* (Marquette)	QB	(8)	1933
Roper, John (Texas A&M)	LB	(3)	1989
Rosequist, Ted* (Ohio State)	T	(3)	1934
Rothschild, Doug (Wheaton)	LB	(1)	1987
Rouse, James (Arkansas)	RB	(2)	1990
Roveto, John (SW Louisiana)	K	(2)	1981
Rowden, Larry (Houston)	LB	(1)	1971
Rowell, Eugene (Dubuque)	DT	(1)	1987
Rowland, Brad (McMurry)	HB	(1)	1951
Rowland, Justin (TCU)	HB	(1)	1960
Rubens, Larry (Montana State)	C	(1)	1986
Rupp, Nelson* (Dennison)	QB	(1)	1921
Russell, Reginald (Northwestern)	E	(1)	1928
Ryan, John (Detroit)	T	(1)	1929
Ryan, Rocky (Illinois)	E	(1)	1958
Ryan, Tim (USC)	DT	(2)	1990
Rydaich, Ron (Utah)	DT	(6)	1975
Rydzewski, Frank* (Notre Dame)	C	(1)	1923
Rykovich, Julie* (Illinois)	HB	(3)	1949

— S —

Sacrinty, Nick (Wake Forest)	QB	(1)	1947
Saldi, Jay (South Carolina)	TE	(2)	1983
Sanders, Glenell (Louisiana Tech)	LB	(1)	1990
Sanders, Thomas (Texas A&M)	RB	(5)	1985
Sanderson, Reggie (Stanford)	RB	(1)	1973
Savoldi, Joe* (Notre Dame)	FB	(1)	1930
Sayers, Gale (Kansas)	HB	(7)	1965
Schiech, John* (Santa Clara)	C	(2)	1945
Schmidt, Terry (Ball State)	S	(9)	1976
Schreiber, Larry (Tenn. Tech)	RB	(1)	1976
Schroeder, Gene (Virginia)	E	(6)	1951
Schubert, Steve (U Mass.)	WR	(5)	1975
Schutte, Paul* (Wisconsin)	G	(3)	1930
Schweda, Brian (Kansas)	DE	(1)	1966
Schweidler, Dick (St. Louis)	HB	(3)	1938
Scott, James (Henderson JC)	WR	(7)	1976
Scott, Ralph* (Wisconsin)	T	(5)	1921
Seals, George (Missouri)	G	(7)	1965
Seiberling, Gerald (Drake)	FB	(1)	1932
Senn, Bill* (Knox)	HB	(6)	1926

Serini, Washington (Kentucky)	G	(4)	1948
Sevy, Jeff (California)	T-DE	(4)	1975
Seymour, Jim (Notre Dame)	WR	(3)	1970
Shank, JL	HB	(1)	1920
Shanklin, Ron (N. Texas State)	WR	(2)	1975
Shannon, John (Kentucky)	DT	(2)	1988
Shaw, Glenn (Kentucky)	HB	(1)	1960
Shearer, Brad (Texas)	DT	(3)	1978
Shellog, Alec* (Notre Dame)	T	(1)	1939
Sherman, Saul (Chicago)	QB	(2)	1939
Shipkey, Jerry (UCLA)	FB	(1)	1953
Shoemaker, Hub (Illinois)	G	(2)	1920
Shy, Don (San Diego State)	RB	(3)	1970
Siegel, John (Columbia)	E	(5)	1939
Sigillo, Dom* (Xavier)	T	(2)	1943
Sigmund, Arthur W.	G	(1)	1923
Simmons, David (North Carolina)	LB	(1)	1983
Simmons, J. (Bethune-Cookman)	WR	(1)	1969
Singletary, Mike (Baylor)	LB	(11)	1981
Sisk, John* (Marquette)	HB	(5)	1932
Sisk, Jr., John (Miami)	B	(1)	1964
Skibinski, John (Purdue)	RB	(4)	1978
Smeja, Rudy (Michigan)	E	(2)	1944
Smith, Clarence (Georgia)	E	(1)	1942
Smith, Eugene (Georgia Tech)	G	(1)	1930
Smith, H. Allen* (Mississippi)	E	(2)	1947
Smith, JD (N Carolina A&T)	FB	(1)	1956
Smith, James (Compton JC)	HB	(1)	1961
Smith, Quintin (Kansas)	WR	(1)	1990
Smith, Ray Gene (Midwestern)	HB	(4)	1954
Smith, Ron (Wisconsin)	S	(4)	1965
Smith, Russell* (Illinois)	T	(3)	1921
Smith, Sean (Grambling)	DT	(2)	1987
Snyder, Bob (Ohio U.)	QB	(5)	1939
Sorey, Revie (Illinois)	G	(8)	1975
Spivey, Mike (Colorado)	CB	(3)	1977
Sprinkle, Ed (Hardin-Simmons)	E	(12)	1944
Stachowicz, Ray (Michigan State)	P	(1)	1983
Stahlman, Dick* (DePaul)	T	(1)	1933
Staley, Bill (Utah State)	DT	(2)	1970
Standee, Norm* (Stanford)	FB	(1)	1941
Stautberg, Gerald (Cincinnati)	G	(1)	1951
Steinbach, Larry* (St. Thomas)	G	(2)	1930
Steinkemper, Bill* (Notre Dame)	T	(2)	1942
Stenn, Paul (Villanova)	G	(4)	1948
Sternaman, Edward* (Illinois)	HB	(11)	1920
Sternaman, Joe (Illinois)	HB	(8)	1922
Steuber, Bob (Missouri)	HB	(2)	1942
Stickel, Walt* (Penn)	T	(4)	1946
Stillwell, Roger (Stanford)	DE-DT	(3)	1975
Stinchcomb, Pete* (Ohio State)	QB	(2)	1921
Stinson, Lemuel (Texas Tech) ...	CB	(4)	1988
Stoepel, Terry (Tulsa)	G	(1)	1967
Stofa, Anton* (Luther)	HB	(1)	1939
Stone, Billy (Bradley)	HB	(4)	1951
Stonebreaker, Michael (Notre Dame) LB	LB	(1)	1991
Stoops, Mike (Iowa)	DS	(1)	1987
Streeter, George (Notre Dame)	DB	(1)	1989
Strickland, Larry* (North Texas)	C	(6)	1954
Sturtridge, Dick (DePaul)	HB	(2)	1928
Stydahar, Joe* (West Virginia)	T	(9)	1936
Suhey, Matt (Penn State)	RB	(10)	1980
Sullivan, Frank* (Loyola, NO)	C	(5)	1935

Sumner, Charles (Wm & Mary)	HB	(4)	1955
Sweeney, Jake (Cincinnati)	T	(1)	1944
Swisher, Bob* (Northwestern)	HB	(5)	1938
Szymanski, Frank (Notre Dame)	C	(1)	1949

— T —

Tabor, Paul (Oklahoma)	C	(1)	1980
Tackwell, CO* (Kansas State)	E	(3)	1931
Taft, Merrill* (Wisconsin)	FB	(1)	1924
Tate, David (Colorado)	S	(4)	1988
Tate, Lars (Georgia)	RB	(1)	1990
Taylor, Brian (Oregon State)	RB	(1)	1989
Taylor, Clifton (Memphis State)	RB	(1)	1974
Taylor, Joe (N. Carolina A&T)	DB	(8)	1967
Taylor, JR Tarz* (Ohio State)	G	(2)	1921
Taylor, Ken (Oregon St.)	CB	(1)	1985
Taylor, Lionel (NM Highland Univ.)	E	(1)	1959
Taylor, Roosevelt (Grambling)	DB	(8)	1961
Thayer, Tom (Notre Dame)	G	(7)	1985
Thomas, Bob (Notre Dame)	K	(10)	1975
Thomas, Calvin (Illinois)	FB	(6)	1982
Thomas, Earl (Houston)	WR	(3)	1971
Thomas, Stan (Texas)	T	(1)	1991
Thompson, Russ (Nebraska)	T	(4)	1936
Thornton, James (Cal St.-F'ton) ...	TE	(4)	1988
Thrift, Cliff (E Central Oklahoma)	LB	(1)	1985
Thrower, Willie (Michigan State)	QB	(1)	1953
Tom, Mel (San Jose State)	DE	(3)	1973
Tomczak, Mike (Ohio State)	QB	(6)	1985
Torrance, Jack* (LSU)	T	(2)	1939
Trafton, George* (Notre Dame)	C	(13)	1920
Trimble, Steve (Maryland)	DB	(1)	1987
Trost, Milt (Marquette)	T	(5)	1935
Tucker, Bill (Tennessee State)	RB	(1)	1971
Turner, Cecil (California Poly)	FL	(6)	1968
Turner, Clyde (Hardin-Simmons)	C	(13)	1940

— U —

Ulmer, Mike (Doane)	CB	(1)	1980
Usher, Lou* (Syracuse)	T	(1)	1920

— V —

Vactor, Ted (Nebraska)	CB	(1)	1975
Vallez, Emilio (New Mexico)	TE	(2)	1968
Van Horne, Keith (USC)	T	(11)	1981
Van Valkenburg, Pete (BYU)	RB	(1)	1974
Veach, Walter*	HB	(1)	1920
Venturelli, Fred*	T	(1)	1948
Vick, Ernie* (Michigan)	C	(3)	1925
Vick, Richard (Wash. & Jeff.)	QB	(1)	1925
Vodicka, Joe (Lewis Institute)	HB	(3)	1943
Voss, Walter "Tillie" (Detroit)	E	(2)	1927
Vucinich, Milt (Stanford)	G	(1)	1945

— W —

Waddle, Tom (Boston College) ...	WR	(3)	1989
Wade, Charles (Tennessee St.)	WR	(1)	1974
Wade, William (Vanderbilt)	QB	(6)	1961
Waechter, Henry (Nebraska)	DE	(4)	1982
Wager, Clinton (St. Mary's)	E	(2)	1942

Wagner, Bryan (Cal St.-Northridge) ...	P	(2)	1987
Wallace, Bob (UTEP)	E	(5)	1968
Wallace, John (Notre Dame)	E	(1)	1928
Wallace, Stan (Illinois)	HB	(4)	1954
Walquist, Laurie* (Illinois)	QB	(10)	1922
Walterscheid, Len (S Utah)	S	(6)	1977
Ward, John (Oklahoma State)	C-G	(1)	1976
Washington, Fred* (TCU)	DT	(1)	1990
Washington, Harry (Colorado St.) ...	WR	(1)	1979
Watkins, Bobby (Ohio State)	HB	(3)	1955
Watts, Rickey (Tulsa)	WR	(5)	1979
Weatherly, Gerald (Rice)	C	(3)	1950
Wetoska, Bob (Notre Dame)	T	(10)	1960
Wetzel, Damon (Ohio State)	HB	(1)	1935
Wheeler, Ted (W Texas State)	G	(1)	1970
Wheeler, Wayne (Alabama)	WR	(1)	1974
White, Lawrence (Dana)	WR	(1)	1987
White, Roy (Valparaiso)	FB	(5)	1923
White, Wilford (Arizona State)	HB	(2)	1951
Whitman, SJ (Tulsa)	HB	(2)	1953
Whitsell, Dave (Indiana)	DB	(6)	1961
Whittenton, Jesse (West Texas)	HB	(1)	1958
Wightkin, Bill (Notre Dame)	DE	(8)	1950
Williams, Bob* (Notre Dame)	QB	(3)	1951
Williams, Brooks (N Carolina)	TE	(2)	1981
Williams, Broughton (Florida)	T	(1)	1947
Williams, Dave (Colorado)	RB	(3)	1979
Williams, Fred (Arkansas)	T	(12)	1952
Williams, James (Cheyney St.)	DT	(1)	1991
Williams, Jeff (Rhode Island)	G	(1)	1982
Williams, Oliver (Illinois)	WR	(1)	1983
Williams, Perry (Purdue)	RB	(1)	1974
Williams, Walt (New Mexico St.)	CB	(2)	1982
Willis, Peter Tom (Florida St.)	QB	(2)	1990
Wilson, George* (Northwestern)	E	(11)	1937
Wilson, Nemiah (Grambling)	CB	(1)	1975
Wilson, Otis (Louisville)	LB	(8)	1980
Wojciechowski, John (Mich. St.) ...	T	(5)	1987
Wolden, Allan (Bemidji State)	RB	(1)	1987
Woods, Tony (Oklahoma)	DT	(1)	1989
Woolford, Donnell (Clemson)	CB	(3)	1989
Wright, Eric (Stephen F. Austin) ...	WR	(1)	1991
Wright, Steve (Alabama)	T	(1)	1971
Wrightman, Tim (UCLA)	TE	(2)	1985
Wynne, Elmer* (Notre Dame)	FB	(1)	1928

— Y —

Younts, Maury (Syracuse)	T	(4)	1960
Young, Adrian (USC)	LB	(1)	1973
Young, Randolph* (Milliken)	T	(1)	1920
Youngblood, George (LSU)	S	(1)	1969
Yourist, Abe	E	(1)	1923

— Z —

Zanders, Emanuel (Jackson State) ...	G	(1)	1981
Zarnas, Gust (Ohio State)	G	(1)	1938
Zawatson, Dave (California)	T	(1)	1989
Zeller, Joe (Indiana)	G	(1)	1938
Zizak, Vince* (Villanova)	G	(1)	1934
Zorich, Chris (Notre Dame)	DT	(1)	1991
Zorich, George* (Northwestern)	G	(3)	1944
Zucco, Vic (Michigan State)	HB	(3)	1957

ATTENDANCE

(since 1971 when Bears moved to Soldier Field)

Season	Capacity	Sold	Actual (games)	Average	Road (games)
1971	55,049	N/A	385,343 (7)	55,049	396,183 (7)
1972	55,701	N/A	389,907 (7)	55,701	406,556 (7)
1973	55,701	N/A	389,907 (7)	55,701	395,192 (7)
1974	55,753	N/A	389,117 (7)	55,588	372,530 (7)
1975	57,455	387,312	323,868 (7)	46,266	392,929 (7)
1976	57,359	401,123	351,812 (7)	50,258	438,338 (7)
1977	57,359	401,513	336,500 (7)	48,071	409,377 (7)
1978	57,359	458,872	385,976 (8)	48,247	455,542 (8)
1979	57,979	463,832	416,168 (8)	52,021	477,321 (8)
1980	64,154	513,232	464,897 (8)	58,112	486,954 (8)
1981	64,410	515,280	436,563 (8)	54,570	453,575 (8)
1982	65,793	249,354	183,626 (4)	22,953	293,501 (5)
1983	65,793	545,897	418,771 (8)	52,346	409,867 (8)
1984	65,793	516,347	462,159 (8)	57,769	444,496 (8)
1985	65,793	526,344	486,212 (8)	60,776	517,146 (8)
1986	66,030	528,240	495,484 (8)	61,935	478,025 (8)
1987	66,030	528,240	459,192 (8)	57,399	407,783 (7)
1988	66,946	535,568	494,093 (8)	61,761	489,476 (8)
1989	66,946	535,568	489,976 (8)	61,247	506,193 (8)
1990	66,946	535,568	481,018 (8)	60,127	534,440 (8)
1991	66,946	535,568	491,778 (8)	61,472	531,835 (8)

Capacity for the 1992 season has been increased to 66,950.

Ten largest crowds to watch the Bears

Soldier Field			Road		
66,625**	vs. Phil.	10/2/89	100,470	at Rams	11/2/58
66,475	vs. Min.	9/17/89	83,224**	at Clev.	11/3/80
65,704**	vs. NYG	9/14/87	80,638	at Det.	11/21/76
65,534*	vs. Phil.	12/31/88	80,366	at Buf.	9/29/91
65,506	vs. Rams	10/29/89	80,156	at Raid.	9/30/90
65,420	vs. Min.	9/23/90	80,024	at Buf.	10/27/74
65,293	vs. SF	10/24/88	78,879	at Det.	11/28/91
65,255**	vs. NYJ	9/23/91	78,722**	at Clev.	10/23/89
65,141*	vs. Wash.	1/3/87	78,019	at Raid.	12/27/87
65,135	vs. Phil.	9/14/86	77,025*	at NYG	1/13/91

Five smallest crowds to watch the Bears

29,157	vs. GB	12/16/73	4,074†	at Phil.	10/4/87
32,111†	vs. Min.	10/11/87	34,350	at Balt.	9/25/83
34,306	vs. GB	12/10/78	36,816	at TB	11/20/83
35,807	vs. GB	12/18/83	41,154	at Min.	10/21/79
40,483	vs. SF	11/27/83	41,729	at Det	12/9/73

* playoff game; ** Monday Night Football; † strike game.

HOME SWEET HOME

Last year the Bears finished 6-2 at Soldier Field. Chicago has not posted a losing record at home since going 3-4 in 1975 — the third longest streak in the NFL behind only Washington (1968) and Pittsburgh (1969). Since 1980, Chicago has been among the NFL's top clubs when playing in front of their home fans:

Denver Broncos	69-24-0	.742
Chicago Bears	67-25-0	.728
Washington Redskins	66-25-0	.725
Miami Dolphins	65-25-1	.722
San Francisco 49ers	62-29-0	.681

RECENT PRE-SEASON RESULTS

1974 — 1-5

	Stadium*	Chi	Opp
A 3 St. Louis Cardinals	(IL)	L	7 10
A 12 Pittsburgh Steelers	(TR)	L	21 50
A 17 Green Bay Packers	(GB)	L	10 20
A 26 Baltimore Colts	(B)	W	20 16
A 31 Houston Oilers	(H)	L	20 37
S 9 Miami Dolphins	(S)	L	7 30

1975 — 2-4

	Stadium*	Chi	Opp
A 9 San Diego Chargers	(SD)	W	22 0
A 16 Green Bay Packers	(ML)	L	9 13
A 23 St. Louis Cardinals	(IL)	W	14 13
A 30 Denver Broncos	(S)	L	0 13
S 6 Miami Dolphins	(MI)	L	10 21
S 13 Houston Oilers	(S)	L	13 24

1976 — 5-1

	Stadium*	Chi	Opp
J 31 Denver Broncos	(DN)	W	15 14
A 7 Seattle Seahawks	(SP)	W	27 16
A 14 Baltimore Colts	(S)	W	25 14
A 21 St. Louis Cardinals	(S)	L	14 20
A 28 Tampa Bay Bucs	(TB)	W	10 7
S 3 Washington Redskins	(WA)	W	9 7

1977 — 3-4

	Stadium*	Chi	Opp
J 30 New York Jets	(CN)	W	20 6
A 6 New Orleans Saints	(S)	L	14 20
A 13 Oakland Raiders	(O)	W	20 13
A 20 Houston Oilers	(H)	W	14 10
A 25 Cleveland Browns	(CL)	L	7 14
S 2 St. Louis Cardinals	(SL)	L	14 23
S 10 Cincinnati Bengals	(S)	L	6 24

1978 — 0-4

	Stadium*	Chi	Opp
A 5 Oakland Raiders	(S)	L	13 14
A 12 St. Louis Cardinals	(S)	L	14 26
A 19 Cincinnati Bengals	(CI)	L	3 27
A 24 Seattle Seahawks	(SE)	L	7 16

1979 — 3-1

	Stadium*	Chi	Opp
A 4 New York Jets	(S)	W	27 14
A 11 New Orleans Saints	(NO)	W	13 6
A 18 Cincinnati Bengals	(S)	W	17 13
A 25 St. Louis Cardinals	(SL)	L	7 10

1980 — 1-3

	Stadium*	Chi	Opp
A 10 New York Jets	(NJ)	W	21 9
A 16 Cincinnati Bengals	(CI)	L	3 21
A 23 Cleveland Browns	(S)	L	31 33
A 30 St. Louis Cardinals	(S)	L	13 21

1981 — 2-2

	Stadium*	Chi	Opp
A 8 New York Giants	(S)	L	7 23
A 15 Kansas City Chiefs	(KC)	L	0 13
A 22 Cincinnati Bengals	(S)	W	24 21
A 29 St. Louis Cardinals	(SL)	W	31 27

1982 — 1-3

	Stadium*	Chi	Opp
A 16 San Diego Chargers	(SD)	L	27 28
A 21 Buffalo Bills	(BF)	W	21 14
A 28 St. Louis Cardinals	(S)	L	3 10
S 4 Baltimore Colts	(S)	L	17 26

1983 — 3-1

	Stadium*	Chi	Opp
A 6 Buffalo Bills	(S)	W	27 17
A 13 St. Louis Cardinals	(SL)	L	24 27
A 20 Los Angeles Raiders	(LA)	W	27 21
A 27 Kansas City Chiefs	(S)	W	20 17

1984 — 1-3

	Stadium*	Chi	Opp
A 4 St. Louis Cardinals	(S)	L	10 19
A 11 Green Bay Packers	(ML)	L	10 17
A 18 Cincinnati Bengals	(S)	L	17 25
A 26 Buffalo Bills	(I)	W	38 7

1985 — 1-3

	Stadium*	Chi	Opp
A 9 St. Louis Cardinals	(SL)	L	3 10
A 17 Indianapolis Colts	(S)	L	13 24
A 26 Dallas Cowboys	(DA)	L	13 15
A 31 Buffalo Bills	(S)	W	45 14

1986 — 4-1

	Stadium*	Chi	Opp
A 3 Dallas Cowboys	(LN)	W	17 6
A 9 Pittsburgh Steelers	(TR)	W	33 13
A 16 Indianapolis Colts	(S)	W	38 21
A 23 St. Louis Cardinals	(S)	L	7 14
A 30 Buffalo Bills	(ND)	W	31 17

1987 — 3-1

	Stadium*	Chi	Opp
A 16 Miami Dolphins	(JR)	W	10 3
A 22 Pittsburgh Steelers	(S)	W	50 14
A 31 St. Louis Cardinals	(S)	L	16 20
S 5 Los Angeles Raiders	(LA)	W	20 17

1988 — 1-3

	Stadium*	Chi	Opp
A 6 Miami Dolphins	(S)	W	20 17
A 14 Minnesota Vikings	(SW)	L	21 28
A 22 Dallas Cowboys	(DA)	L	9 17
A 26 Los Angeles Raiders	(S)	L	22 37

1989 — 2-2

	Stadium*	Chi	Opp
A 14 Miami Dolphins	(JR)	W	28 20
A 19 San Diego Chargers	(S)	L	7 24
A 27 Kansas City Chiefs	(S)	L	17 22
S 2 Los Angeles Raiders	(LA)	W	41 38

1990 — 4-1

	Stadium*	Chi	Opp
A 4 Cleveland Browns	(CN)	W	13 0
A 11 Miami Dolphins	(S)	W	10 6
A 18 Phoenix Cardinals	(TM)	W	17 9
A 24 Los Angeles Raiders	(S)	L	3 20
A 30 Buffalo Bills	(SC)	W	35 7

1991 — 2-3

	Stadium*	Chi	Opp
J 26 Miami Dolphins	(JR)	W	13 0
A 3 San Francisco 49ers	(G)	L	10 6
A 11 Phoenix Cardinals	(S)	L	17 9
A 17 Los Angeles Raiders	(LA)	L	3 20
A 24 Buffalo Bills	(S)	W	35 7

*See page 218 for stadium codes.

BEARS ALL-TIME RESULTS

1920 (10-1-2, .909)

George S. Halas, Ed Sternaman — Coaches	Decatur Staleys	Opp
O 3 Moline Indians	W	20 0
O 10 Kewanee	W	25 7
O 17 @ Rock Island Indep.	W	7 0
O 24 @ Chicago Tigers	W	10 0
O 31 @ Rockford	W	29 0
N 7 @ Rock Island Indep.	T	0 0
N 11 @ Champaign	W	20 0
N 14 @ Minneapolis Marines	W	3 0
N 21 Hammond Pros.	W	28 7
N 25 @ Chicago Tigers	W	6 0
N 28 @ Chicago Cardinals	L	6 7
O 5 @ Chicago Cardinals	W	10 0
O 12 Akron Indians	T	0 0
	164	21

1921 (10-1-1, .909)

George S. Halas, Ed Sternaman — Coaches	Chicago Staleys	Opp
O 2 Waukegan	W	35 0
O 10 Rock Island Indep.	W	14 10
O 16 Rochester Jeffersons	W	16 13
O 23 Dayton Triangles	W	7 0
N 6 Detroit Tigers	W	20 9
N 13 Rock Island Indep.	W	3 0
N 20 Cleveland Indians	W	22 7
N 24 Buffalo All-Americans	L	6 7
N 27 Green Bay Packers	W	20 0
O 4 Buffalo All-Americans	W	10 7
O 11 Canton Bulldogs	W	10 0
O 18 Chicago Cardinals	T	0 0
	163	53

1922 (9-3, .750)

George S. Halas, Ed Sternaman — Coaches	Chicago Bears	Opp
O 1 Racine Legion	W	6 0
O 8 @ Rock Island Indep.	W	10 6
O 15 Rochester Jeffersons	W	7 0
O 22 Buffalo All-Americans	W	7 0
O 29 Canton Bulldogs	L	6 7
N 5 Dayton Triangles	W	9 0
N 12 Orange Indians	W	33 6
N 19 Rock Island Indep.	W	3 0
N 26 Akron Pros	W	20 10
N 30 @ Chicago Cardinals	L	0 6
D 3 Toledo Maroons	W	22 0
O 10 @ Chicago Cardinals	L	0 9
	123	44

1923 (9-2-2, .818)

George S. Halas, Ed Sternaman — Coaches	Bears	Opp
S 30 @ Rock Island Indep.	L	0 3
O 7 @ Racine Legion	W	3 0
O 14 @ Green Bay Packers	W	3 0
O 21 Canton Bulldogs	L	0 6
O 28 Buffalo All-Americans	W	18 3
N 4 Orange Indians	W	26 9
N 11 Akron Pros	W	20 6
N 18 Rock Island Indep.	W	7 3
N 25 Hammond Pros	W	14 7
N 29 Chicago Cardinals	W	3 0
D 2 Milwaukee Badgers	T	0 0
D 9 Rock Island Indep.	W	29 7
O 16 Milwaukee Badgers	T	7 7
	130	42

1924 (6-1-4, .857)

George S. Halas, Ed Sternaman — Coaches	Bears	Opp
S 28 @ Rock Island Indep.	T	0 0
O 5 @ Cleveland Bulldogs	L	14 16
O 12 Racine Legion	T	10 10
O 19 Chicago Cardinals	W	6 0
O 26 Frankford Yelljackets	W	33 3
N 2 Rock Island Indep.	T	3 3
N 9 Columbus Tigers	W	12 6
N 16 Racine Legion	T	3 3
N 23 Green Bay Packers	W	3 0
N 27 @ Chicago Cardinals	W	21 0
N 30 Milwaukee Badgers	W	31 14
	136	55

1925 (9-5-3, .643)

George S. Halas, Ed Sternaman — Coaches	Bears	Opp
S 20 @ Rock Island Indep.	T	0 0
S 27 @ Green Bay Packers	L	10 14
O 4 Detroit Panthers	T	0 0
O 11 Hammond Pros	W	28 7
O 18 Cleveland Bulldogs	W	7 0
O 25 @ Chicago Cardinals	L	0 9
N 1 Rock Island Indep.	W	6 0
N 8 Frankford Yelljackets	W	19 0
N 15 Detroit Panthers	W	14 0
N 22 Green Bay Packers	W	21 0
N 29 Chicago Cardinals	T	0 0
N 29 Columbus Tigers	W	14 13
D 5 @ Frankford Yelljackets	W	14 7
D 6 @ New York Giants	W	19 7
O 9 @ Providence Ste. Ro.	L	6 9
D 12 @ Detroit Panthers	L	0 21
D 13 New York Giants	L	0 9
	158	96

1926 (12-1-3, .923)

George S. Halas, Ed Sternaman — Coaches	Bears	Opp
S 19 @ Milwaukee Badgers	W	10 7
S 26 @ Green Bay Packers	T	6 6
D 3 @ Detroit Panthers	W	10 7
O 10 New York Giants	W	7 0
O 17 Chicago Cardinals	W	16 0
O 24 Duluth Eskimos	W	24 6
O 31 Akron Indians	W	17 0
N 7 Louisville Colonels	W	34 0
N 11 @ Chicago Cardinals	W	10 0
N 13 Milwaukee Badgers	W	10 7
N 21 Green Bay Packers	W	19 13
N 25 Chicago Cardinals	T	0 0
N 28 Canton Bulldogs	W	35 0
D 3 @ Frankford Yelljackets	L	6 7
D 12 Pittsfield Maroons	W	9 7
D 19 Green Bay Packers	T	3 3
	216	63

1927 (9-3-2, .750)

George S. Halas, Ed Sternaman — Coaches	Bears	Opp
S 25 @ Chicago Cardinals	W	9 0
O 2 @ Green Bay Packers	W	7 6
O 16 New York Yankees	W	12 9
O 23 Cleveland Bulldogs	W	14 12
O 30 Dayton Triangles	W	14 6
N 6 Providence Ste. Ro.	T	0 0
N 8 @ New York Yankees	L	6 26
N 13 Pittsfield Maroons	W	30 12
N 20 Green Bay Packers	W	14 6
N 24 Chicago Cardinals	L	0 3
N 27 @ New York Giants	L	7 13
D 3 @ Frankford Yelljackets	T	0 0
D 4 Frankford Yelljackets	W	9 0
D 11 Duluth Eskimos	W	27 0
	149	84

1928 (7-5-1, .636)

George S. Halas, Ed Sternaman — Coaches	Bears	Opp
S 23 @ Chicago Cardinals	W	15 0
S 30 @ Green Bay Packers	T	12 12
O 14 New York Giants	W	13 0
O 21 Green Bay Packers	L	6 16
O 28 Detroit Wolverines	L	0 6
N 4 New York Yankees	W	27 0
N 11 Dayton Triangles	W	27 0
N 18 Pittsfield Maroons	W	13 6
N 25 Detroit Wolverines	L	7 14
N 29 Chicago Cardinals	W	34 0
D 2 Frankford Yelljackets	W	28 6
D 9 Green Bay Packers	L	0 19
D 15 @ Frankford Yelljackets	L	0 19
	182	85

1929 (4-9-2, .308)

George S. Halas, Ed Sternaman — Coaches	Bears	Opp
S 22 @ Minneapolis Marines	W	19 6
S 29 @ Green Bay Packers	L	0 23
O 6 @ Minneapolis Marines	W	7 6
O 13 @ Buffalo Bisons	W	16 0
O 20 Chicago Cardinals	T	0 0
O 27 Minneapolis Yelljackets	W	27 0
N 3 New York Giants	L	14 26
N 10 Green Bay Packers	L	0 14
N 16 @ Frankford Yelljackets	L	14 20
N 17 @ New York Giants	L	0 34
N 24 Buffalo Bisons	L	7 19
N 28 @ Chicago Cardinals	L	6 40
D 1 Frankford Yelljackets	T	0 0
D 8 Green Bay Packers	L	0 25
D 15 New York Giants	L	9 14
	119	227

The Chicago Bears have an overall record of 326-151-32 for Coach Halas. The NFL and the Elias Stats Bureau report a total of 325-151-31, not recognizing the October 2, 1921 victory as a *league* game (a 35-0 win over Waukegan) or a 1923 tie. The Pro Football Hall of Fame does not count the October 2, 1921 game in addition to five other *non-league* contests in 1920 (Oct. 3, 10, 31, and Nov. 11 & 14) as they arrive with a 320-151-32 mark for the Coach.

1930 (9-4-1, .692)

Ralph Jones — Coach	Bears	Opp
S 21 Brooklyn Dodgers	T	0 0
S 28 @ Green Bay Packers	L	0 7
O 5 @ Minneapolis Rackets	W	20 0
O 12 New York Giants	L	0 12
O 19 @ Chicago Cardinals	W	32 6
O 22 @ Portsmouth Spartans	L	6 7
D 26 Frankford Yefackets	W	13 7
N 2 Minneapolis Rackets	W	20 7
N 9 Green Bay Packers	L	12 13
N 16 @ New York Giants	W	12 0
N 22 @ Frankford Yefackets	W	13 6
N 27 Chicago Cardinals	W	6 0
N 30 Portsmouth Spartans	W	14 6
D 7 Green Bay Packers	W	21 0
	169	71

1931 (8-5, .615)

Ralph Jones — Coach	Bears	Opp
S 18 Cleveland Indians	W	21 0
S 27 @ Green Bay Packers	L	0 7
O 11 New York Giants	W	6 0
O 18 Chicago Cardinals	W	26 13
O 25 Frankford Yefackets	L	12 13
N 1 Green Bay Packers	L	2 6
N 8 Portsmouth Spartans	W	9 6
N 15 New York Giants	W	12 6
N 22 @ Brooklyn Dodgers	W	26 0
N 26 Chicago Cardinals	W	18 7
N 29 @ Portsmouth Spartans	L	0 3
D 6 Green Bay Packers	W	7 6
D 13 New York Giants	L	6 25
	145	92

1932 (7-1-6, .875)

Ralph Jones — Coach	Bears	Opp
S 25 @ Green Bay Packers	T	0 0
O 2 @ Staten Isl. Stapletons	T	0 0
O 9 @ Chicago Cardinals	T	0 0
O 16 Green Bay Packers	L	0 2
O 28 @ Staten Isl. Stapletons	W	27 7
O 30 @ Boston Redskins	T	7 7
N 6 @ New York Giants	W	28 8
N 13 Portsmouth Spartans	T	13 13
N 20 Brooklyn Dodgers	W	20 0
N 24 Chicago Cardinals	W	34 0
N 29 @ Portsmouth Spartans	T	7 7
D 4 New York Giants	W	6 0
D 11 Green Bay Packers	W	9 0
	151	44
PLAYOFFS		
D 18 Portsmouth Spartans	W	9 0

1933 (10-2-1, .833)

George S. Halas — Coach	Bears	Opp
S 24 @ Green Bay Packers	W	14 7
O 1 Boston Redskins	W	7 0
O 8 @ Brooklyn Dodgers	W	10 0
O 15 Chicago Cardinals	W	12 9
O 22 Green Bay Packers	W	10 7
O 29 New York Giants	W	14 10
N 5 @ Boston Redskins	L	0 10
N 12 @ Philadelphia Eagles	T	3 3
N 19 @ New York Giants	L	0 3
N 26 Portsmouth Spartans	W	17 14
N 30 Chicago Cardinals	W	22 6
D 3 @ Portsmouth Spartans	W	17 7
D 10 Green Bay Packers	W	7 6
	133	82
PLAYOFFS		
D 17 New York Giants	W	23 21

1934 (13-0, 1.000)

George S. Halas — Coach	Bears	Opp
S 23 @ Green Bay Packers	W	24 10
S 30 @ Cincinnati Reds	W	21 3
O 7 @ Brooklyn Dodgers	W	21 7
O 10 @ Pittsburgh Pirates	W	28 0
O 14 Chicago Cardinals	W	20 0
O 21 Cincinnati Reds	W	41 7
O 28 Green Bay Packers	W	27 14
N 4 New York Giants	W	27 7
N 11 @ Boston Redskins	W	21 0
N 18 @ New York Giants	W	10 9
N 25 Chicago Cardinals	W	17 6
N 29 @ Detroit Lions	W	19 16
D 2 Detroit Lions	W	10 7
	286	86

PLAYOFFS

D 9 @ New York Giants	L	13 30
-----------------------	---	-------

1935 (6-4-2, .600)

George S. Halas — Coach	Bears	Opp
S 22 @ Green Bay Packers	L	0 7
S 29 @ Pittsburgh Pirates	W	23 7
O 13 @ Philadelphia Eagles	W	39 0
O 20 Brooklyn Dodgers	W	24 14
O 27 Green Bay Packers	L	14 17
N 3 @ New York Giants	W	20 3
N 10 @ Boston Redskins	W	30 14
N 17 New York Giants	L	0 3
N 24 Detroit Lions	T	20 20
N 28 @ Detroit Lions	L	2 14
D 1 Chicago Cardinals	T	7 7
D 8 Chicago Cardinals	W	13 0
	192	106

1938 (6-5, .545)

George S. Halas — Coach	Bears	Opp
S 11 Chicago Cardinals	W	16 13
S 18 @ Green Bay Packers	W	7 0
O 2 @ Philadelphia Eagles	W	28 6
O 9 @ Cleveland Rams	L	7 14
O 16 Chicago Cardinals	W	34 28
O 23 Cleveland Rams	L	21 23
D 30 Detroit Lions	L	7 13
N 6 Green Bay Packers	L	17 24
N 13 Washington Redskins	W	31 7
N 20 @ Brooklyn Dodgers	W	24 6
N 24 @ Detroit Lions	L	7 14
	194	148

1939 (8-3, .727)

George S. Halas — Coach	Bears	Opp
S 15 Cleveland Rams	W	30 21
S 24 @ Green Bay Packers	L	16 21
O 2 @ Pittsburgh Steelers	W	32 0
O 8 @ Cleveland Rams	W	35 21
O 15 Chicago Cardinals	W	44 7
O 22 @ New York Giants	L	13 16
O 29 Detroit Lions	L	0 10
N 5 Green Bay Packers	W	30 27
N 12 @ Detroit Lions	W	23 13
N 19 Philadelphia Eagles	W	27 14
N 26 Chicago Cardinals	W	48 7
	298	157

1936 (9-3, .750)

George S. Halas — Coach	Bears	Opp
S 20 @ Green Bay Packers	W	30 3
S 27 @ Philadelphia Eagles	W	17 0
O 4 @ Pittsburgh Pirates	W	27 9
O 11 Chicago Cardinals	W	7 3
O 18 Pittsburgh Pirates	W	26 7
O 25 Detroit Lions	W	12 10
N 1 Green Bay Packers	L	10 21
N 8 @ New York Giants	W	25 7
N 15 @ Boston Redskins	W	26 0
N 22 @ Philadelphia Eagles	W	28 7
N 26 @ Detroit Lions	L	7 13
N 29 Chicago Cardinals	L	7 14
	222	94

1940 (8-3, .727)

George S. Halas — Coach	Bears	Opp
S 22 @ Green Bay Packers	W	41 0
S 25 @ Chicago Cardinals	L	7 21
O 6 @ Cleveland Rams	W	21 14
O 13 Detroit Lions	W	7 0
O 20 Brooklyn Dodgers	W	16 7
O 27 @ New York Giants	W	37 21
N 3 Green Bay Packers	W	14 7
N 10 @ Detroit Lions	L	14 17
N 17 @ Washington Redskins	L	3 7
N 24 Cleveland Rams	W	47 25
D 1 Chicago Cardinals	W	31 23
	238	152

PLAYOFFS

D 8 @ Washington Redskins	W	73 0
---------------------------	---	------

1937 (9-1-1, .900)

George S. Halas — Coach	Bears	Opp
S 19 @ Green Bay Packers	W	14 2
O 4 @ Pittsburgh Steelers	W	7 0
O 10 @ Cleveland Rams	W	20 2
O 17 Chicago Cardinals	W	16 7
O 24 Detroit Lions	W	28 20
O 31 @ New York Giants	T	3 3
N 7 Green Bay Packers	L	14 24
N 14 Brooklyn Dodgers	W	29 7
N 25 @ Detroit Lions	W	13 0
N 28 Cleveland Rams	W	15 7
D 5 Chicago Cardinals	W	42 28
	201	100

PLAYOFFS

D 12 Washington Redskins	L	21 28
--------------------------	---	-------

1941 (10-1, .909)

George S. Halas — Coach	Bears	Opp
S 28 @ Green Bay Packers	W	25 17
O 5 @ Cleveland Rams	W	48 21
O 12 Chicago Cardinals	W	53 7
O 19 Detroit Lions	W	49 0
O 26 Pittsburgh Steelers	W	34 7
N 2 Green Bay Packers	L	14 16
N 9 Cleveland Rams	W	31 13
N 16 Washington Redskins	W	35 21
N 23 @ Detroit Lions	W	24 7
N 30 @ Philadelphia Eagles	W	49 14
D 7 @ Chicago Cardinals	W	34 24
	396	147

PLAYOFFS

D 14 Green Bay Packers	W	33 14
D 21 New York Giants	W	37 9

1942 (11-0, 1.000)

George S. Halas — Coach		Bears	Opp
S 27 @ Green Bay Packers	W	44	28
O 4 @ Cleveland Rams	W	21	7
O 11 Chicago Cardinals	W	41	14
O 18 New York Giants	W	26	7
O 25 Philadelphia Eagles	W	45	14
N 1 Detroit Lions	W	16	0
Heartley "Hunk" Anderson			
Luke Johnsons — Coaches			
N 8 @ Brooklyn Dodgers	W	35	0
N 15 Green Bay Packers	W	38	7
N 22 @ Detroit Lions	W	42	0
N 29 Cleveland Rams	W	47	0
D 6 @ Chicago Cardinals	W	21	7
		376	84

PLAYOFFS

D 13 @ Washington Redskins	L	6	14
----------------------------	---	---	----

1946 (8-2-1, .800)

George S. Halas — Coach		Bears	Opp
S 29 @ Green Bay Packers	W	30	7
O 6 @ Chicago Cardinals	W	34	17
O 13 Los Angeles Rams	T	28	28
O 20 Philadelphia Eagles	W	21	14
O 27 @ New York Giants	L	0	14
N 3 Green Bay Packers	W	10	7
N 10 @ Los Angeles Rams	W	27	21
N 17 Washington Redskins	W	24	20
N 24 Detroit Lions	W	42	6
D 1 Chicago Cardinals	L	28	35
D 8 @ Detroit Lions	W	45	24
		289	193

PLAYOFFS

D 15 @ New York Giants	W	24	14
------------------------	---	----	----

1950 (9-3, .750)

George S. Halas — Coach		Bears	Opp
S 17 @ Los Angeles Rams	W	24	20
S 24 @ San Francisco 49ers	W	32	20
O 1 @ Green Bay Packers	L	21	31
O 8 Chicago Cardinals	W	27	6
O 15 Green Bay Packers	W	28	14
O 29 @ New York Yanks	L	27	38
N 5 @ Detroit Lions	W	35	21
N 12 New York Yanks	W	28	20
N 19 San Francisco 49ers	W	17	0
N 26 Los Angeles Rams	W	24	14
D 3 @ Chicago Cardinals	L	10	20
D 10 Detroit Lions	W	6	3
		219	207

PLAYOFFS

D 17 @ Los Angeles Rams	L	14	24
-------------------------	---	----	----

1943 (8-1-1, .889)

Heartley "Hunk" Anderson		Bears	Opp
Luke Johnsons — Coaches			
S 26 @ Green Bay Packers	T	21	21
O 3 @ Detroit Lions	W	27	21
O 10 Chicago Cardinals	W	20	0
O 17 Philadelphia Eagles	W	48	21
O 24 Brooklyn Dodgers	W	33	21
O 31 Detroit Lions	W	35	14
N 7 Green Bay Packers	W	21	7
N 14 @ New York Giants	W	56	7
N 21 @ Washington Redskins	L	7	21
N 28 @ Chicago Cardinals	W	35	24
		303	157

PLAYOFFS

D 26 Washington Redskins	W	41	21
--------------------------	---	----	----

1947 (8-4, .667)

George S. Halas — Coach		Bears	Opp
S 28 @ Green Bay Packers	L	20	29
O 5 @ Chicago Cardinals	L	7	31
O 12 Philadelphia Eagles	W	40	7
O 19 Detroit Lions	W	33	24
O 26 @ Washington Redskins	W	56	20
N 2 @ Boston Yanks	W	28	24
N 9 Green Bay Packers	W	20	17
N 16 @ Los Angeles Rams	W	41	21
N 23 Pittsburgh Steelers	W	49	7
N 27 @ Detroit Lions	W	34	14
D 7 Los Angeles Rams	L	14	17
D 14 Chicago Cardinals	L	21	30
		363	241

1951 (7-5, .583)

George S. Halas — Coach		Bears	Opp
S 30 @ Green Bay Packers	W	31	20
O 7 @ Chicago Cardinals	L	14	28
O 14 New York Yanks	W	24	21
O 21 San Francisco 49ers	W	13	7
O 28 @ Detroit Lions	W	28	23
N 4 @ Washington Redskins	W	27	0
N 11 Detroit Lions	L	28	41
N 18 Green Bay Packers	W	24	13
N 25 @ Cleveland Browns	L	21	42
D 2 Los Angeles Rams	L	17	42
D 9 @ New York Yanks	W	45	21
D 16 Chicago Cardinals	L	14	24
		286	282

1944 (6-3-1, .667)

Heartley "Hunk" Anderson		Bears	Opp
Luke Johnsons — Coaches			
S 24 @ Green Bay Packers	L	28	42
O 8 @ Cleveland Rams	L	7	19
O 15 Cardinal-Pittsburgh	W	34	7
O 22 Detroit Lions	T	21	21
O 29 Cleveland Rams	W	28	21
N 5 Green Bay Packers	W	21	0
N 12 Boston Yanks	W	21	7
N 19 @ Detroit Lions	L	21	41
N 26 @ Philadelphia Eagles	W	28	7
D 3 @ Cardinal-Pittsburgh	W	49	7
		258	172

1948 (10-2, .833)

George S. Halas — Coach		Bears	Opp
S 26 @ Green Bay Packers	W	45	7
O 4 @ Chicago Cardinals	W	28	17
O 10 Los Angeles Rams	W	42	21
O 17 Detroit Lions	W	28	0
O 24 @ Philadelphia Eagles	L	7	12
O 31 New York Giants	W	35	14
N 7 @ Los Angeles Rams	W	21	6
N 14 Green Bay Packers	W	7	6
N 21 @ Boston Yanks	W	51	17
N 28 Washington Redskins	W	48	13
D 5 @ Detroit Lions	W	47	14
D 12 Chicago Cardinals	L	21	24
		375	151

1952 (5-7, .416)

George S. Halas — Coach		Bears	Opp
S 28 @ Green Bay Packers	W	24	14
O 5 @ Chicago Cardinals	L	10	21
O 12 Dallas Texans	W	38	20
O 19 San Francisco 49ers	L	16	40
O 26 @ Los Angeles Rams	L	7	31
N 2 @ San Francisco 49ers	W	20	17
N 9 Green Bay Packers	L	28	41
N 16 Los Angeles Rams	L	24	40
N 23 Detroit Lions	W	24	23
N 27 @ Dallas Texans	L	23	27
D 7 @ Detroit Lions	L	21	45
D 14 Chicago Cardinals	W	10	7
		245	326

1945 (3-7, .300)

Heartley "Hunk" Anderson		Bears	Opp
Luke Johnsons — Coaches			
S 30 @ Green Bay Packers	L	21	31
O 7 @ Cleveland Rams	L	0	17
O 14 Chicago Cardinals	L	7	16
O 21 Cleveland Rams	L	21	41
O 28 @ Detroit Lions	L	10	16
N 4 Green Bay Packers	W	28	24
N 11 Detroit Lions	L	28	35
N 18 @ Washington Redskins	L	21	28
N 25 Pittsburgh Steelers	W	28	7
D 2 @ Chicago Cardinals	W	28	20
		192	235

1949 (9-3, .750)

George S. Halas — Coach		Bears	Opp
S 25 @ Green Bay Packers	W	17	0
O 2 @ Chicago Cardinals	W	17	7
O 9 Los Angeles Rams	L	16	31
O 15 Philadelphia Eagles	W	38	21
O 23 @ New York Giants	L	28	35
O 30 @ Los Angeles Rams	L	24	27
N 6 Green Bay Packers	W	24	3
N 13 Detroit Lions	W	27	24
N 20 @ Washington Redskins	W	31	21
N 24 @ Detroit Lions	W	28	7
D 4 Pittsburgh Steelers	W	30	21
D 11 Chicago Cardinals	W	52	21
		332	218

1953 (3-8-1, .273)

George S. Halas — Coach		Bears	Opp
S 27 @ Baltimore Colts	L	9	13
O 4 @ Green Bay Packers	W	17	13
O 11 Baltimore Colts	L	14	16
O 18 San Francisco 49ers	L	28	35
O 25 @ Los Angeles Rams	L	24	28
N 1 @ San Francisco 49ers	L	14	24
N 8 Green Bay Packers	T	21	21
N 15 @ Washington Redskins	W	27	24
N 22 Detroit Lions	L	16	20
N 29 Los Angeles Rams	W	24	21
D 6 @ Detroit Lions	L	7	13
D 13 Chicago Cardinals	L	17	24
		218	262

Coch Halas left the Bears in 1942 after six games to serve in WWII.

1954 (8-4, .667)

George S. Halas — Coach		Bears	Opp
S 26 @ Detroit Lions	L	23	48
O 3 @ Green Bay Packers	W	10	3
O 10 Baltimore Colts	W	28	9
O 17 San Francisco 49ers	L	24	31
O 24 @ Los Angeles Rams	L	38	42
O 31 @ San Francisco 49ers	W	31	27
N 7 Green Bay Packers	W	28	23
N 14 Cleveland Browns	L	10	39
N 21 @ Baltimore Colts	W	28	13
N 28 Los Angeles Rams	W	24	13
D 5 @ Chicago Cardinals	W	29	7
D 12 Detroit Lions	W	28	24
		301	279

1958 (8-4, .667)

George S. Halas — Coach		Bears	Opp
S 27 @ Green Bay Packers	W	34	20
O 4 @ Baltimore Colts	L	38	51
O 12 San Francisco 49ers	W	28	6
O 19 Los Angeles Rams	W	31	10
O 26 @ San Francisco 49ers	W	27	14
N 2 @ Los Angeles Rams	L	35	41
N 9 Green Bay Packers	W	24	10
N 16 Baltimore Colts	L	0	17
N 23 @ Detroit Lions	W	20	7
N 30 @ Pittsburgh Steelers	L	10	24
D 7 Chicago Cardinals	W	30	14
D 14 Detroit Lions	W	21	16
		298	230

1962 (9-5, .643)

George S. Halas — Coach		Bears	Opp
S 16 @ San Francisco 49ers	W	30	14
S 23 @ Los Angeles Rams	W	27	23
S 30 @ Green Bay Packers	L	0	49
O 7 @ Minnesota Vikings	W	13	0
O 14 San Francisco 49ers	L	27	34
O 21 Baltimore Colts	W	35	15
O 28 @ Detroit Lions	L	3	11
N 4 Green Bay Packers	L	7	38
N 11 Minnesota Vikings	W	31	30
N 18 @ Dallas Cowboys	W	34	33
N 25 @ Baltimore Colts	W	57	0
D 2 New York Giants	L	24	26
D 9 Los Angeles Rams	W	30	14
D 16 Detroit Lions	W	3	0
		321	287

1955 (8-4, .667)

George S. Halas — Coach		Bears	Opp
S 25 @ Baltimore Colts	L	17	23
O 2 @ Green Bay Packers	L	3	24
O 9 San Francisco 49ers	L	19	20
O 16 Baltimore Colts	W	38	10
O 23 @ San Francisco 49ers	W	34	23
O 30 @ Los Angeles Rams	W	31	20
N 6 Green Bay Packers	W	52	21
N 13 Los Angeles Rams	W	24	3
N 20 @ Detroit Lions	W	24	14
N 27 @ Chicago Cardinals	L	14	53
D 4 Detroit Lions	W	21	20
D 11 Philadelphia Eagles	W	17	10
		294	251

1959 (8-4, .667)

George S. Halas — Coach		Bears	Opp
S 27 @ Green Bay Packers	L	6	9
O 3 @ Baltimore Colts	W	26	21
O 11 Los Angeles Rams	L	21	28
O 18 Baltimore Colts	L	7	21
O 25 @ San Francisco 49ers	L	17	20
N 1 @ Los Angeles Rams	W	26	21
N 8 Green Bay Packers	W	28	17
N 15 San Francisco 49ers	W	14	3
N 22 @ Detroit Lions	W	24	14
N 29 @ Chicago Cardinals	W	31	7
D 6 Pittsburgh Steelers	W	27	21
D 13 Detroit Lions	W	25	14
		252	196

1963 (11-2, .917)

George S. Halas — Coach		Bears	Opp
S 15 @ Green Bay Packers	W	10	3
S 22 @ Minnesota Vikings	W	28	7
S 29 @ Detroit Lions	W	37	21
O 6 Baltimore Colts	W	10	3
O 13 @ Los Angeles Rams	W	52	14
O 20 @ San Francisco 49ers	L	14	20
O 27 Philadelphia Eagles	W	16	7
N 3 @ Baltimore Colts	W	17	7
N 10 Los Angeles Rams	W	6	0
N 17 Green Bay Packers	W	26	7
N 24 @ Pittsburgh Steelers	T	17	17
D 1 Minnesota Vikings	T	17	17
D 8 San Francisco 49ers	W	27	17
D 15 @ Detroit Lions	W	24	14
		301	144

PLAYOFFS

D 29 New York Giants	W	14	10
----------------------	---	----	----

1956 (9-2-1, .818)

John L. Driscoll — Coach		Bears	Opp
S 30 @ Green Bay Packers	L	21	28
O 7 @ Green Bay Packers	W	37	21
O 14 San Francisco 49ers	W	31	7
O 21 Baltimore Colts	W	58	27
O 28 @ San Francisco 49ers	W	38	21
N 4 @ Los Angeles Rams	W	35	24
N 11 Green Bay Packers	W	38	14
N 18 Los Angeles Rams	W	30	21
N 25 @ New York Giants	T	17	17
D 2 @ Detroit Lions	L	10	42
D 9 Chicago Cardinals	W	10	3
D 16 Detroit Lions	W	38	21
		363	246

PLAYOFFS

D 30 @ New York Giants	L	7	47
------------------------	---	---	----

1960 (5-6-1, .455)

George S. Halas — Coach		Bears	Opp
S 25 @ Green Bay Packers	W	17	14
O 2 @ Baltimore Colts	L	7	42
O 9 Los Angeles Rams	W	34	27
O 16 San Francisco 49ers	W	27	10
O 23 @ Los Angeles Rams	T	24	24
O 30 @ San Francisco 49ers	L	7	25
N 13 Baltimore Colts	L	20	24
N 20 Detroit Lions	W	28	7
N 27 Dallas Cowboys	W	17	7
D 4 Green Bay Packers	L	13	41
D 11 @ Cleveland Browns	L	0	42
D 18 @ Detroit Lions	L	0	36
		194	299

1964 (5-9, .357)

George S. Halas — Coach		Bears	Opp
S 13 @ Green Bay Packers	L	12	23
S 20 @ Minnesota Vikings	W	34	28
S 27 @ Baltimore Colts	L	0	52
O 4 @ San Francisco 49ers	L	21	31
O 11 Los Angeles Rams	W	38	17
O 18 Detroit Lions	L	0	10
O 25 @ Washington Redskins	L	20	27
N 1 Dallas Cowboys	L	10	24
N 8 Baltimore Colts	L	24	40
N 15 @ Los Angeles Rams	W	34	24
N 22 San Francisco 49ers	W	23	21
N 26 @ Detroit Lions	W	27	24
D 5 Green Bay Packers	L	3	17
D 13 Minnesota Vikings	L	14	41
		260	379

1957 (5-7, .417)

John L. Driscoll — Coach		Bears	Opp
S 29 @ Green Bay Packers	L	17	21
O 5 @ Baltimore Colts	L	10	21
O 13 San Francisco 49ers	L	17	21
O 20 Los Angeles Rams	W	34	26
O 27 @ San Francisco 49ers	L	17	21
N 3 @ Los Angeles Rams	W	16	10
N 10 Green Bay Packers	W	21	14
N 17 Baltimore Colts	L	14	29
N 24 @ Detroit Lions	W	27	7
D 1 Washington Redskins	L	3	14
D 8 @ Chicago Cardinals	W	14	16
D 15 Detroit Lions	L	13	21
		203	211

1961 (8-6, .571)

George S. Halas — Coach		Bears	Opp
S 17 @ Minnesota Vikings	L	13	37
S 23 @ Los Angeles Rams	W	21	17
O 1 @ Green Bay Packers	L	0	24
O 8 @ Detroit Lions	W	31	17
O 15 Baltimore Colts	W	24	10
O 22 San Francisco 49ers	W	31	0
O 29 @ Baltimore Colts	W	21	20
N 5 @ Philadelphia Eagles	L	14	16
N 12 Green Bay Packers	L	28	31
N 19 @ San Francisco 49ers	L	31	41
N 26 Los Angeles Rams	W	28	24
D 3 Detroit Lions	L	15	16
D 10 Cleveland Browns	W	17	14
D 17 Minnesota Vikings	W	52	35
		326	302

1965 (9-5, .643)

George S. Halas — Coach		Bears	Opp
S 19 @ San Francisco 49ers	L	24	52
S 25 @ Los Angeles Rams	L	29	30
O 3 @ Green Bay Packers	L	14	23
O 10 Los Angeles Rams	W	31	6
O 17 @ Minnesota Vikings	W	45	37
O 24 Detroit Lions	W	38	10
O 31 Green Bay Packers	W	31	10
N 7 Baltimore Colts	L	21	26
N 14 St. Louis Cardinals	W	34	13
N 21 @ Detroit Lions	W	17	10
N 28 @ New York Giants	W	35	14
D 5 @ Baltimore Colts	W	13	10
D 12 San Francisco 49ers	W	61	20
D 19 Minnesota Vikings	L	17	24
		409	275

1966 (5-7-2, .417)

George S. Halas — Coach		Bears	Opp
S 11 @ Detroit Lions	L	3	14
S 16 @ Los Angeles Rams	L	17	31
O 2 @ Minnesota Vikings	W	13	10
O 9 Baltimore Colts	W	27	17
O 16 Green Bay Packers	L	0	17
O 23 Los Angeles Rams	W	17	10
O 31 @ St. Louis Cardinals	L	17	24
N 6 Detroit Lions	T	10	10
N 13 San Francisco 49ers	T	30	30
N 20 @ Green Bay Packers	L	6	13
N 27 Atlanta Falcons	W	23	6
D 4 @ Baltimore Colts	L	16	21
D 11 @ San Francisco 49ers	L	14	41
D 18 Minnesota Vikings	W	41	28
		234	272

1967 (7-6-1, .538)

George S. Halas — Coach		Bears	Opp
S 17 @ Pittsburgh Steelers	L	13	41
S 24 @ Green Bay Packers	L	10	13
O 1 @ Minnesota Vikings	W	17	7
O 8 Baltimore Colts	L	3	24
O 15 Detroit Lions	W	14	13
O 22 @ Cleveland Browns	L	0	24
O 29 Los Angeles Rams	L	17	28
N 5 @ Detroit Lions	W	27	13
N 12 New York Giants	W	34	7
N 19 St. Louis Cardinals	W	30	3
N 26 Green Bay Packers	L	13	17
D 3 @ San Francisco 49ers	W	28	14
D 10 Minnesota Vikings	T	10	10
D 17 @ Atlanta Falcons	W	23	14
		239	218

1968 (7-7, .500)

Jim Dooley — Coach		Bears	Opp
S 15 Washington Redskins	L	28	38
S 22 @ Detroit Lions	L	0	42
S 29 @ Minnesota Vikings	W	27	17
O 6 @ Baltimore Colts	L	7	28
O 13 Detroit Lions	L	10	28
O 20 @ Philadelphia Eagles	W	29	16
O 27 Minnesota Vikings	W	26	24
N 3 @ Green Bay Packers	W	13	10
N 10 San Francisco 49ers	W	27	19
N 17 Atlanta Falcons	L	13	16
N 24 Dallas Cowboys	L	3	34
D 1 @ New Orleans Saints	W	23	17
D 8 @ Los Angeles Rams	W	17	16
D 15 Green Bay Packers	L	27	28
		250	333

1969 (1-13, .071)

Jim Dooley — Coach		Bears	Opp
S 21 @ Green Bay Packers	L	0	17
S 28 @ St. Louis Cardinals	L	17	20
O 5 @ New York Giants	L	24	28
O 12 Minnesota Vikings	L	0	31
O 19 @ Detroit Lions	L	7	13
O 26 Los Angeles Rams	L	7	9
N 2 @ Minnesota Vikings	L	14	31
N 9 Pittsburgh Steelers	W	38	7
N 16 @ Atlanta Falcons	L	31	48
N 23 Baltimore Colts	L	21	24
N 30 Cleveland Browns	L	24	28
D 6 @ San Francisco 49ers	L	21	42
D 14 Green Bay Packers	L	3	21
D 21 Detroit Lions	L	3	20
		210	339

1970 (6-8, .428)

Jim Dooley — Coach		Bears	Opp
S 19 @ New York Giants	W	24	16
S 27 Philadelphia Eagles	W	20	16
O 5 @ Detroit Lions	L	14	28
O 11 Minnesota Vikings	L	0	24
O 18 San Diego Chargers	L	7	20
O 25 Detroit Lions	L	10	16
N 1 @ Atlanta Falcons	W	23	14
N 8 San Francisco 49ers	L	16	37
N 15 @ Green Bay Packers	L	19	20
N 22 Buffalo Bills	W	31	13
N 29 @ Baltimore Colts	L	20	21
D 5 @ Minnesota Vikings	L	13	16
D 13 Green Bay Packers	W	35	17
D 20 @ New Orleans Saints	W	24	3
		256	261

1971 (6-8, .428)

Jim Dooley — Coach		Bears	Opp
S 19 Pittsburgh Steelers	W	17	15
S 26 @ Minnesota Vikings	W	20	17
O 3 @ Los Angeles Rams	L	3	17
O 10 New Orleans Saints	W	35	14
O 17 @ San Francisco 49ers	L	0	13
O 24 @ Detroit Lions	W	28	23
O 31 Dallas Cowboys	W	23	19
N 7 Green Bay Packers	L	14	17
N 14 Washington Redskins	W	16	15
N 21 Detroit Lions	L	3	28
N 29 @ Miami Dolphins	L	3	34
D 5 @ Denver Broncos	L	3	6
D 12 @ Green Bay Packers	L	10	31
D 19 Minnesota Vikings	L	10	27
		185	276

1972 (4-9-1, .307)

Abe Gibron — Coach		Bears	Opp
S 17 Atlanta Falcons	L	21	37
S 24 Los Angeles Rams	T	13	13
O 1 Detroit Lions	L	24	38
O 8 @ Green Bay Packers	L	17	20
O 15 @ Cleveland Browns	W	17	0
O 23 Minnesota Vikings	W	13	10
O 29 @ St. Louis Cardinals	W	27	10
N 5 @ Detroit Lions	L	0	14
N 12 Green Bay Packers	L	17	23
N 19 San Francisco 49ers	L	21	34
N 26 Cincinnati Bengals	L	3	13
D 3 @ Minnesota Vikings	L	10	23
D 10 @ Philadelphia Eagles	W	21	12
D 17 @ Oakland Raiders	L	21	28
		225	275

1973 (3-11, .214)

Abe Gibron — Coach		Bears	Opp
S 15 Dallas Cowboys	L	17	20
S 23 Minnesota Vikings	L	13	22
S 30 @ Denver Broncos	W	33	14
O 7 @ New Orleans Saints	L	16	21
O 14 @ Atlanta Falcons	L	6	46
O 21 New England Patriots	L	10	13
O 28 Houston Oilers	W	35	14
N 4 @ Green Bay Packers	W	31	17
N 12 @ Kansas City Chiefs	L	7	19
N 18 Detroit Lions	L	7	30
N 25 @ Minnesota Vikings	L	19	31
D 2 Los Angeles Rams	L	0	26
D 9 @ Detroit Lions	L	7	40
D 16 Green Bay Packers	L	0	21
		195	334

1974 (4-10, .286)

Abe Gibron — Coach		Bears	Opp
S 15 Detroit Lions	W	17	9
S 22 New York Jets	L	21	23
S 29 @ Minnesota Vikings	L	7	11
O 6 New Orleans Saints	W	24	10
O 13 @ Atlanta Falcons	L	10	13
O 20 Green Bay Packers	W	10	9
O 27 @ Buffalo Bills	L	6	16
N 3 Minnesota Vikings	L	0	17
N 10 @ Green Bay Packers	L	3	20
N 17 San Francisco 49ers	L	0	34
N 24 @ Detroit Lions	L	17	34
D 1 New York Giants	W	16	13
D 8 @ San Diego Chargers	L	21	28
D 15 @ Washington Redskins	L	0	42
		152	279

1975 (4-10, .286)

Jack Pardee — Coach		Bears	Opp
S 21 Baltimore Colts	L	7	35
S 28 Philadelphia Eagles	W	15	13
O 5 @ Minnesota Vikings	L	3	28
O 12 @ Detroit Lions	L	7	27
O 19 @ Pittsburgh Steelers	L	3	34
O 27 Minnesota Vikings	L	9	13
N 2 Miami Dolphins	L	13	46
N 9 Green Bay Packers	W	27	14
N 16 @ San Francisco 49ers	L	3	31
N 23 @ Los Angeles Rams	L	10	38
N 30 @ Green Bay Packers	L	7	28
D 7 Detroit Lions	W	25	21
D 14 St. Louis Cardinals	L	20	34
D 21 @ New Orleans Saints	W	42	17
		191	379

1976 (7-7, .500)

Jack Pardee — Coach		Bears	Opp
S 12 Detroit Lions	W	10	3
S 19 @ San Francisco 49ers	W	19	12
S 26 Atlanta Falcons	L	0	10
O 3 Washington Redskins	W	33	7
O 10 @ Minnesota Vikings	L	19	20
O 17 @ Los Angeles Rams	L	12	20
O 24 @ Dallas Cowboys	L	21	31
O 31 Minnesota Vikings	W	14	13
N 7 Oakland Raiders	L	27	28
N 14 Green Bay Packers	W	24	13
N 21 @ Detroit Lions	L	10	14
N 28 @ Green Bay Packers	W	16	10
D 5 @ Seattle Seahawks	W	34	7
D 12 Denver Broncos	L	14	28
		253	216

1977 (9-5, .643)

Jack Pardee — Coach		Bears	Opp
S 18 Detroit Lions	W	30	20
S 25 @ St. Louis Cardinals	L	13	16
O 2 New Orleans Saints	L	24	42
O 10 Los Angeles Rams	W	24	23
O 16 @ Minnesota Vikings	L+	16	22
O 23 Atlanta Falcons	L	10	16
O 30 @ Green Bay Packers	W	26	0
N 6 @ Houston Oilers	L	0	47
N 13 Kansas City Chiefs	W	28	27
N 20 Minnesota Vikings	W	10	7
N 24 @ Detroit Lions	W	31	14
D 4 @ Tampa Bay Buccaneers	W	10	0
D 11 Green Bay Packers	W	21	10
D 18 @ New York Giants	W	12	9
		255	253

PLAYOFFS

D 26 @ Dallas Cowboys	L	7	37
-----------------------	---	---	----

+ Indicates overtime

1978 (7-9, .438)

Neill Armstrong — Coach	Bears	Opp
S 3 St. Louis Cardinals	W	17 10
S 10 @ San Francisco 49ers	W	16 13
S 17 @ Detroit Lions	W	19 0
S 25 Minnesota Vikings	L	20 24
O 1 Oakland Raiders	L+	19 25
O 8 @ Green Bay Packers	L	14 24
O 16 @ Denver Broncos	L	7 16
O 22 @ Tampa Bay Bucs	L	19 33
O 29 Detroit Lions	L	17 21
N 5 Seattle Seahawks	L	29 31
N 12 @ Minnesota Vikings	L	14 17
N 19 Atlanta Falcons	W	13 7
N 26 Tampa Bay Bucs	W	14 3
D 4 @ San Diego Chargers	L	7 40
D 10 Green Bay Packers	W	14 0
D 16 @ Washington Redskins	W	14 10
	253	274

1980 (7-9, .438)

Neill Armstrong — Coach	Bears	Opp
S 7 @ Green Bay Packers	L+	6 12
S 14 New Orleans Saints	W	22 3
S 21 Minnesota Vikings	L	14 34
S 28 @ Pittsburgh Steelers	L	3 38
O 6 Tampa Bay Bucs	W	23 0
O 12 @ Minnesota Vikings	L	7 13
O 19 Detroit Lions	W	24 7
O 26 @ Philadelphia Eagles	L	14 17
N 3 @ Cleveland Browns	L	21 27
N 9 Washington Redskins	W	35 21
N 16 Houston Oilers	L	6 10
N 23 @ Atlanta Falcons	L	17 28
N 27 @ Detroit Lions	W+	23 17
D 7 Green Bay Packers	W	61 7
D 14 Cincinnati Bengals	L+	14 17
D 20 @ Tampa Bay Bucs	W	14 13
	304	264

1982 (3-6, .333)

Mike Ditka — Coach	Bears	Opp
S 12 @ Detroit Lions	L	10 17
S 19 New Orleans Saints	L	0 10
N 21 Detroit Lions	W	20 17
N 28 @ Minnesota Vikings	L	7 35
D 5 New England Patriots	W	26 13
D 12 @ Seattle Seahawks	L	14 20
D 19 St. Louis Cardinals	L	7 10
D 26 @ Los Angeles Rams	W	34 26
J 2 @ Tampa Bay Bucs	L+	23 26
	141	174

1979 (10-6, .625)

Neill Armstrong — Coach	Bears	Opp
S 2 Green Bay Packers	W	6 3
S 9 Minnesota Vikings	W	26 7
S 16 @ Dallas Cowboys	L	20 24
S 23 @ Miami Dolphins	L	16 31
S 30 Tampa Bay Bucs	L	13 17
O 7 @ Buffalo Bills	W	7 0
O 14 New England Patriots	L	7 27
O 21 @ Minnesota Vikings	L	27 30
O 28 @ San Francisco 49ers	W	28 27
N 4 Detroit Lions	W	35 7
N 11 Los Angeles Rams	W	27 23
N 18 New York Jets	W	23 13
N 22 @ Detroit Lions	L	0 20
D 2 @ Tampa Bay Bucs	W	14 0
D 9 @ Green Bay Packers	W	15 14
D 16 St. Louis Cardinals	W	42 6
	306	249

1981 (6-10, .375)

Neill Armstrong — Coach	Bears	Opp
S 6 Green Bay Packers	L	9 16
S 13 @ San Francisco 49ers	L	17 28
S 20 Tampa Bay Bucs	W	28 17
S 28 Los Angeles Rams	L	7 24
O 4 @ Minnesota Vikings	L	21 24
O 11 Washington Redskins	L	7 24
O 19 @ Detroit Lions	L	17 48
O 25 San Diego Chargers	W+	20 17
N 1 @ Tampa Bay Bucs	L	10 20
N 8 @ Kansas City Chiefs	W+	16 13
N 15 @ Green Bay Packers	L	17 21
N 22 Detroit Lions	L	7 23
N 26 @ Dallas Cowboys	L	9 10
D 6 Minnesota Vikings	W	10 9
D 13 @ Oakland Raiders	W	23 6
D 20 Denver Broncos	W	35 24
	253	324

1983 (8-8, .500)

Mike Ditka — Coach	Bears	Opp
S 4 Atlanta Falcons	L	17 20
S 11 Tampa Bay Bucs	W	17 10
S 18 @ New Orleans Saints	L+	31 34
S 25 @ Baltimore Colts	L+	19 22
O 2 Denver Broncos	W	31 14
O 9 Minnesota Vikings	L	14 23
O 16 @ Detroit Lions	L	17 31
O 23 @ Philadelphia Eagles	W	7 6
O 30 Detroit Lions	L	17 38
N 6 @ Los Angeles Rams	L	14 21
N 13 Philadelphia Eagles	W	17 14
N 20 @ Tampa Bay Bucs	W	27 0
N 27 San Francisco 49ers	W	13 3
D 4 @ Green Bay Packers	L	28 31
D 11 @ Minnesota Vikings	W	19 13
D 18 Green Bay Packers	W	23 21
	311	301

PLAYOFFS

D 23 @ Philadelphia Eagles	L	17 27
----------------------------	---	-------

+ Indicates overtime

1993 OPPONENTS

Next year's schedule will not be released until late-April of 1993; however, the opponents can be determined immediately upon the conclusion of the 1992 season. The formula below assigns the eight non-division games for the NFC Central in 1993.

First Place NFC Central

Home	Away
NFC East 1	NFC West 1
NFC West 2	NFC East 3
AFC West 2	AFC West 1
AFC West 4	AFC West 3

Second Place NFC Central

Home	Away
NFC East 2	NFC West 2
NFC West 4	NFC East 1
AFC West 1	AFC West 2
AFC West 3	AFC West 4

Third Place NFC Central

Home	Away
NFC East 3	NFC West 4
NFC West 1	NFC East 2
AFC West 2	AFC West 1
AFC West 4	AFC West 3

Fourth Place NFC Central

Home	Away
NFC East 4	NFC West 4
NFC West 3	NFC East 2
AFC West 1	AFC West 2
AFC West 3	AFC West 4

Fifth Place NFC Central

Home	Away
NFC West 1	NFC West 1
NFC West 3	NFC West 4
NFC East 5	NFC East 5
AFC West 5	AFC East 5

1984 (10-6, .625)

Mike Ditka — Coach		Bears	Opp
S 2 Tampa Bay Bucs	W	34	14
S 9 Denver Broncos	W	27	0
S 16 @ Green Bay Packers	W	9	7
S 23 @ Seattle Seahawks	L	9	38
S 30 Dallas Cowboys	L	14	23
O 7 New Orleans Saints	W	20	7
O 14 @ St. Louis Cardinals	L	21	38
O 21 @ Tampa Bay Bucs	W	44	9
O 28 Minnesota Vikings	W	16	7
N 4 Los Angeles Raiders	W	17	6
N 11 @ Los Angeles Rams	L	13	29
N 18 Detroit Lions	W	16	14
N 25 @ Minnesota Vikings	W	34	3
D 3 @ San Diego Chargers	L	7	20
D 9 Green Bay Packers	L	14	20
D 16 @ Detroit Lions	W	30	13
		325	248

PLAYOFFS

D 30 @ Washington Redskins	W	23	19
J 6 @ San Francisco 49ers	L	0	23

1985 (15-1, .938)

Mike Ditka — Coach		Bears	Opp
S 8 Tampa Bay Bucs	W	38	28
S 15 New England Patriots	W	20	7
S 19 @ Minnesota Vikings	W	33	24
S 29 Washington Redskins	W	45	10
O 6 @ Tampa Bay Bucs	W	27	19
O 13 @ San Francisco 49ers	W	26	10
O 21 Green Bay Packers	W	23	7
O 27 Minnesota Vikings	W	27	9
N 3 @ Green Bay Packers	W	16	10
N 10 Detroit Lions	W	24	3
N 17 @ Dallas Cowboys	W	44	0
N 24 Atlanta Falcons	W	36	0
D 2 @ Miami Dolphins	L	24	38
D 8 Indianapolis Colts	W	17	10
D 14 @ New York Jets	W	19	6
D 22 @ Detroit Lions	W	37	17
		456	198

PLAYOFFS

J 5 New York Giants	W	21	0
J 12 Los Angeles Rams	W	24	0
J 26 New England Patriots (at New Orleans)	W	46	10

1986 (14-2, .875)

Mike Ditka — Coach		Bears	Opp
S 7 Cleveland Browns	W	41	31
S 14 Philadelphia Eagles	W	13	10
S 22 @ Green Bay Packers	W	25	12
S 28 @ Cincinnati Bengals	W	44	7
O 5 Minnesota Vikings	W	23	0
O 12 @ Houston Oilers	W	20	7
O 19 @ Minnesota Vikings	L	7	23
O 26 Detroit Lions	W	13	7
N 3 Los Angeles Rams	L	17	20
N 9 @ Tampa Bay Bucs	W	23	3
N 16 @ Atlanta Falcons	W	13	10
N 23 Green Bay Packers	W	12	10
N 30 Pittsburgh Steelers	W	13	10
D 7 Tampa Bay Bucs	W	48	14
D 15 @ Detroit Lions	W	16	13
D 21 @ Dallas Cowboys	W	24	10
		352	187

PLAYOFFS

J 3 Washington Redskins	L	13	27
-------------------------	---	----	----

1987 (11-4, .733)

Mike Ditka — Coach		Bears	Opp
S 14 New York Giants	W	34	19
S 20 Tampa Bay Bucs	W	20	3
O 4 @ Philadelphia Eagles	W	35	3
O 11 Minnesota Vikings	W	27	7
O 18 New Orleans Saints	L	17	19
O 25 @ Tampa Bay Bucs	W	27	26
N 1 Kansas City Chiefs	W	31	28
N 8 @ Green Bay Packers	W	26	24
N 16 @ Denver Broncos	L	29	31
N 22 Detroit Lions	W	30	10
N 29 Green Bay Packers	W	23	10
D 6 @ Minnesota Vikings	W	30	24
D 14 @ San Francisco 49ers	L	0	41
D 20 Seattle Seahawks	L	21	34
D 27 @ Los Angeles Raiders	W	6	3
		356	282

PLAYOFFS

J 10 Washington Redskins	L	17	21
--------------------------	---	----	----

1990 (11-5, .688)

Mike Ditka — Coach		Bears	Opp
S 9 Seattle Seahawks	W	17	0
S 16 @ Green Bay Packers	W	31	13
S 23 Minnesota Vikings	W	19	16
S 30 @ Los Angeles Raiders	L	10	24
O 7 Green Bay Packers	W	27	13
O 14 Los Angeles Rams	W	38	9
O 28 @ Phoenix Cardinals	W	31	21
N 4 @ Tampa Bay Bucs	W	26	6
N 11 Atlanta Falcons	W	30	24
N 18 @ Denver Broncos	W	16	13
N 25 @ Minnesota Vikings	L	13	41
D 2 Detroit Lions	W	23	17
D 9 @ Washington Redskins	L	9	10
D 16 @ Detroit Lions	L	21	38
D 23 Tampa Bay Bucs	W	27	14
D 29 Kansas City Chiefs	L	10	21
		348	280

PLAYOFFS

J 6 New Orleans Saints	W	16	6
J 13 @ New York Giants	L	3	31

1988 (12-4, .750)

Mike Ditka — Coach		Bears	Opp
S 4 Miami Dolphins	W	34	7
S 11 @ Indianapolis Colts	W	17	13
S 18 Minnesota Vikings	L	7	31
S 25 @ Green Bay Packers	W	24	6
O 2 Buffalo Bills	W	24	3
O 9 @ Detroit Lions	W	24	7
O 16 Dallas Cowboys	W	17	7
O 24 San Francisco 49ers	W	10	9
O 30 @ New England Patriots	L	7	30
N 5 Tampa Bay Bucs	W	28	10
N 13 @ Washington Redskins	W	34	14
N 20 @ Tampa Bay Bucs	W	27	15
N 27 Green Bay Packers	W	16	0
D 5 @ Los Angeles Rams	L	3	23
D 11 Detroit Lions	W	13	12
D 19 @ Minnesota Vikings	L	27	26
		312	215

PLAYOFFS

D 31 Philadelphia Eagles	W	20	12
J 8 San Francisco 49ers	L	3	28

1991 (11-5, .688)

Mike Ditka — Coach		Bears	Opp
S 1 Minnesota Vikings	W	10	6
S 8 @ Tampa Bay Buccaneers	W	21	20
S 15 New York Giants	W	20	17
S 23 New York Jets	W	19	13
S 29 @ Buffalo Bills	L	20	35
O 6 Washington Redskins	L	7	20
O 17 @ Green Bay Packers	W	10	0
O 27 @ New Orleans Saints	W	20	17
N 3 Detroit Lions	W	20	10
N 11 @ Minnesota Vikings	W	34	17
N 17 @ Indianapolis Colts	W	31	17
N 24 Miami Dolphins	L	13	16
N 28 @ Detroit Lions	L	6	16
D 5 Green Bay Packers	W	27	13
D 14 Tampa Bay Bucs	W	27	0
D 29 @ San Francisco 49ers	L	14	52
		299	269

PLAYOFFS

D 6 Dallas Cowboys	L	13	17
--------------------	---	----	----

BEARS IN '91

Overall 11-5

Home 6-2

Road 5-3

Grass 8-3

Artificial 3-2

Outdoors 8-4

Indoors 3-1

vs. NFC 9-3

vs. AFC 2-2

vs. NFC Central 7-1

* Instant Replay Game

BEARS vs. THE NFL

STADIUM CODES

A Atlanta Fulton Co. Stadium	I Hoosier Dome, Indianapolis	SC University of South Carolina
AK Akron Rubber Bowl	IL University of Illinois, Champaign	SD Jack Murphy Stadium, San Diego
AN Anaheim Stadium	JR Joe Robbie Stadium, Miami	SE Kingdome, Seattle
B Memorial Stadium, Baltimore	KC Arrowhead Stadium, Kansas City	SF Candlestick Park, San Francisco
BF Rich Stadium, Buffalo	KZ Kezar Stadium, San Francisco	SH Shibe Park, Philadelphia
BK Baker Bowl, Philadelphia	LA Memorial Coliseum, Los Angeles	SI Staten Island, NY
BO Fenway Park, Boston	LM Lambeau Field, Green Bay	SL Busch Stadium, St. Louis
BR Ebbets Field, Brooklyn	LN Wembley Stadium, London	SP Joe Albi Stadium, Spokane, WA
CI Riverfront Stadium, Cincinnati	M Metrodome, Minneapolis	SW Ullevi Stadium, Sweden
CL Cleveland Stadium	MI Orange Bowl, Miami	TB Tampa Stadium
CM Comiskey Park, Chicago	ML County Stadium, Milwaukee	TL Tulane Stadium, New Orleans
CN Fawcett Stadium, Canton, OH	MN Metropolitan Stadium, Minneapolis	TM Sun Devil Stadium, Tempe, AZ
CR Crosley Field, Cincinnati	MP Mills Park, Chicago	TR Three Rivers Stadium, Pittsburgh
CS Briggs Stadium	ND Notre Dame, IN	TX Texas Stadium, Irving, TX
D Chiggo (Tiger) Stadium, Detroit	NE Sullivan, Foxboro, MA	UD University of Detroit Stadium
DA Cotton Bowl, Dallas	NJ Meadowlands, East Rutherford, NJ	V Veterans Stadium, Philadelphia
DC RFK Stadium, Washington, DC	NO Superdome, New Orleans	W Wrigley Field, Chicago
DN Mile High Stadium, Denver	NP Normal Park, Chicago	WA Griffith Stadium, Washington, DC
DS Dyche Stadium, Northwestern Univ.	NY Yankee Stadium, New York	
FB Forbes Field, Philadelphia	O Oakland-Alameda Co. Coliseum	
FR Franklin Field, Univ. of Penn.	P Pontiac Silverdome, Detroit	
G Olympic Stadium, Berlin, Germany	PG Polo Grounds, New York	
GB City Stadium, Green Bay	PH Municipal Stadium, Philadelphia	
H Astrodome, Houston	PI Forbes Field, Pittsburgh	
HQ Hagemeister Park, Green Bay	PO Portsmouth, OH	
	RK Rock Island, IL	
	S Soldier Field, Chicago	

+	Overtime
WC	Wild Card
WCR	Wild Card Round
DP	Divisional Playoff
CC	Conference Championship
NFL	NFL Title Game
SB	Super Bowl

ATLANTA FALCONS

W-7

L-9

Points: Falcons 315, Bears 280

1966 — Bears, 23-6 (W)	1973 — Falcons, 46-6 (A)
1967 — Bears, 23-14 (A)	1974 — Falcons, 13-10 (A)
1968 — Falcons, 16-13 (W)	1976 — Falcons, 10-0 (S)
1969 — Falcons, 48-31 (A)	1977 — Falcons, 16-10 (S)
1970 — Bears, 23-14 (A)	1978 — Bears, 13-7 (S)
1972 — Falcons, 37-21 (S)	1980 — Falcons, 28-17 (A)

1983 — Falcons, 20-17 (S)
1985 — Bears, 36-0 (S)
1986 — Bears, 13-10 (A)
1990 — Bears, 30-24 (S)

BUFFALO BILLS

W-3

L-2

Points: Bears 88, Bills 67

1970 — Bears, 31-13 (W)	1979 — Bears, 7-0 (BF)
1974 — Bills, 16-6 (BF)	1988 — Bears, 24-3 (S)

1991 — Bills, 35-20 (BF)

CINCINNATI BENGALS

W-2

L-2

Points: Bears 78, Bengals 51

1972 — Bengals, 13-3 (S)	1986 — Bears, 44-7 (CI)
1980 — Bengals, 17-14 (S) +	

1989 — Bears, 17-14 (S)

CLEVELAND BROWNS

W-3

L-7

Points: Browns 274, Bears 158

1951 — Browns, 42-21 (CL)	1967 — Browns, 24-0 (CL)
1954 — Browns, 39-10 (W)	1969 — Browns, 28-24 (W)
1960 — Browns, 42-0 (CL)	1972 — Bears, 17-0 (CL)
1961 — Bears, 17-14 (W)	1980 — Browns, 27-21 (CL)

1986 — Bears, 41-31 (S)
1989 — Browns, 27-7 (CL)

DALLAS COWBOYS

W-6

L-9

Points: Cowboys 296, Bears 273

1960 — Bears, 17-7 (W)	1973 — Cowboys, 20-17 (S)
1962 — Bears, 34-33 (DA)	1976 — Cowboys, 31-21 (TX)
1964 — Cowboys, 24-10 (W)	1977 — Cowboys, 37-7 (TX) WC
1968 — Cowboys, 34-3 (W)	1979 — Cowboys, 24-20 (TX)
1971 — Bears, 23-19 (S)	1981 — Cowboys, 10-9 (TX)

1984 — Cowboys, 23-14 (S)
1985 — Bears, 44-0 (TX)
1986 — Bears, 24-10 (TX)
1988 — Bears, 17-7 (S)
1991 — Cowboys, 17-13 (S) WCR

DENVER BRONCOS

W-4

L-4

Points: Bears 179, Broncos 133

1971 — Broncos, 6-3 (DN)	1978 — Broncos, 16-7 (DN)
1973 — Bears, 33-14 (DN)	1981 — Bears, 35-24 (S)
1976 — Broncos, 28-14 (S)	1983 — Bears, 31-14 (S)

1984 — Bears, 27-0 (S)
1987 — Broncos, 31-29 (DN)
1990 — Bears, 16-13 (DN) +

Win-loss record and point totals include playoff games.

DETROIT LIONS

1930 — Spartans, 7-6 (PO)
Bears, 14-6 (W)
1931 — Bears, 9-6 (W)
Spartans, 3-0 (PO)
1932 — Tie, 13-13 (W)
Tie, 7-7 (PO)
Bears, 9-0 (CS) NFL
1933 — Bears, 17-14 (W)
Bears, 17-7 (PO)
1934 — Bears, 19-16 (UD)
Bears, 10-7 (W)
1935 — Tie, 20-20 (W)
Lions, 14-2 (D)
1936 — Bears, 12-10 (W)
Lions, 13-7 (D)
1937 — Bears, 28-20 (W)
Bears, 13-0 (D)
1938 — Lions, 13-7 (W)
Lions, 14-7 (D)
1939 — Lions, 10-0 (W)
Bears, 23-13 (D)
1940 — Bears, 7-0 (W)
Lions, 17-14 (UD)
1941 — Bears, 49-0 (W)
Bears, 24-7 (D)
1942 — Bears, 16-0 (W)
Bears, 42-0 (D)
1943 — Bears, 27-21 (D)
Bears, 35-14 (W)
1944 — Tie, 21-21 (W)
Lions, 41-21 (D)
1945 — Lions, 16-10 (D)
Lions, 35-28 (W)
1946 — Bears, 42-6 (W)
Bears, 45-24 (D)
1947 — Bears, 33-24 (W)
Bears, 34-14 (D)
1948 — Bears, 28-0 (W)
Bears, 42-14 (D)
1949 — Bears, 27-24 (W)
Bears, 28-7 (D)
1950 — Bears, 35-21 (D)
Bears, 6-3 (W)
1951 — Bears, 28-23 (D)
Lions, 41-28 (W)

W-73**L-47****T-5**

1952 — Bears, 24-23 (W)
Lions, 45-21 (D)
1953 — Lions, 20-16 (W)
Lions, 13-7 (D)
1954 — Lions, 48-23 (D)
Bears, 28-24 (W)
1955 — Bears, 24-14 (D)
Bears, 21-20 (W)
1956 — Lions, 42-10 (D)
Bears, 38-21 (W)
1957 — Bears, 27-7 (D)
Lions, 21-13 (W)
1958 — Bears, 20-7 (D)
Bears, 21-16 (W)
1959 — Bears, 24-14 (D)
Bears, 25-14 (W)
1960 — Bears, 28-7 (W)
Lions, 36-0 (D)
1961 — Bears, 31-17 (D)
Lions, 16-15 (W)
1962 — Lions, 11-3 (D)
Bears, 3-0 (W)
1963 — Bears, 37-21 (D)
Bears, 24-14 (W)
1964 — Lions, 10-0 (W)
Bears, 27-24 (D)
1965 — Bears, 38-10 (W)
Bears, 17-10 (D)
1966 — Lions, 14-3 (D)
Tie, 10-10 (W)
1967 — Bears, 14-3 (W)
Bears, 27-13 (D)
1968 — Lions, 42-0 (D)
Lions, 28-10 (W)
1969 — Lions, 13-7 (D)
Lions, 20-3 (W)
1970 — Lions, 28-14 (D)
Lions, 16-10 (W)
1971 — Bears 28-23 (D)
Lions, 28-3 (S)
1972 — Lions, 14-0 (D)
Lions, 38-24 (S)
1973 — Lions, 30-7 (S)
Lions, 40-7 (D)

Points: Bears 2,332, Lions 2,090

1974 — Bears, 17-9 (S)
Lions, 34-17 (D)
1975 — Lions, 27-7 (P)
Bears, 25-21 (S)
1976 — Bears, 10-3 (S)
Lions, 14-10 (P)
1977 — Bears, 30-20 (S)
Bears, 31-14 (P)
1978 — Bears, 19-0 (P)
Lions, 21-17 (S)
1979 — Bears, 35-7 (S)
Lions, 20-0 (P)
1980 — Bears, 24-7 (S)
Bears, 23-17 (P) +
1981 — Lions, 48-17 (P)
Lions, 23-7 (S)
1982 — Lions, 17-10 (P)
Bears, 20-17 (S)
1983 — Lions, 31-17 (P)
Lions, 38-17 (S)
1984 — Bears, 16-14 (S)
Bears, 30-13 (P)
1985 — Bears, 24-3 (S)
Bears, 37-17 (P)
1986 — Bears, 13-7 (S)
Bears, 16-13 (P)
1987 — Bears, 30-10 (S)
1988 — Bears, 24-7 (P)
Bears, 13-12 (S)
1989 — Bears, 47-27 (P)
Lions, 27-17 (S)
1990 — Bears, 23-17 (S) +
Lions, 38-21 (P)
1991 — Bears, 20-10 (S)
Lions, 16-6 (P)

GREEN BAY PACKERS**W-80****L-57****T-6****Points: Bears 2,445, Packers 2,083**

1921 — Staleys, 20-0 (W)
1923 — Bears, 3-0 (GB)
1924 — Bears, 3-0 (W)
1925 — Packers, 14-10 (GB)
Bears, 21-0 (W)
1926 — Tie, 6-6 (GB)
Bears, 19-13 (W)
Tie, 3-3 (W)
1927 — Bears, 7-6 (GB)
Bears, 14-6 (W)
1928 — Tie, 12-12 (GB)
Packers, 16-6 (W)
Packers, 6-0 (W)

1929 — Packers, 23-0 (GB)
Packers, 14-0 (W)
Packers, 25-0 (W)
1930 — Packers, 7-0 (GB)
Packers, 13-12 (W)
Bears, 21-0 (W)
1931 — Packers, 7-0 (GB)
Packers, 6-2 (W)
Bears, 7-6 (W)
1932 — Tie, 0-0 (GB)
Packers, 2-0 (W)
Bears, 9-0 (W)

1933 — Bears, 14-7 (GB)
Bears, 10-7 (W)
Bears, 7-6 (W)
1934 — Bears, 24-10 (GB)
Bears, 27-14 (W)
1935 — Packers, 7-0 (GB)
Packers, 17-14 (W)
1936 — Bears, 30-3 (GB)
Packers, 21-10 (W)
1937 — Bears, 14-2 (GB)
Packers, 24-14 (W)
1938 — Bears, 2-0 (GB)
Packers, 24-17 (W)

GREEN BAY PACKERS (continued)

1939 — Packers, 21-16 (GB) Bears, 30-27 (W)	1956 — Bears, 37-21 (GB) Bears, 38-14 (W)	1974 — Bears, 10-9 (S) Packers, 20-3 (ML)
1940 — Bears, 41-10 (GB) Bears, 14-7 (W)	1957 — Packers, 21-17 (GB) Bears, 21-14 (W)	1975 — Bears, 27-14 (S) Packers, 28-7 (LM)
1941 — Bears, 25-17 (GB) Packers, 16-14 (W) Bears, 33-14 (W) CC	1958 — Bears, 34-20 (GB) Bears, 24-10 (W)	1976 — Bears, 24-13 (S) Bears, 16-10 (LM)
1942 — Bears, 44-28 (GB) Bears, 38-7 (W)	1959 — Packers, 9-6 (GB) Bears, 28-17 (W)	1977 — Bears, 26-0 (LM) Bears, 21-10 (S)
1943 — Tie, 21-21 (GB) Bears, 21-7 (W)	1960 — Bears, 17-14 (GB) Packers, 41-13 (W)	1978 — Packers, 24-14 (LM) Bears, 14-0 (S)
1944 — Packers, 42-28 (GB) Bears, 21-0 (W)	1961 — Packers, 24-0 (GB) Packers, 31-28 (W)	1979 — Bears, 6-3 (S) Bears, 15-14 (LM)
1945 — Packers, 31-21 (GB) Bears, 28-24 (W)	1962 — Packers, 49-0 (GB) Packers, 38-7 (W)	1980 — Packers, 12-6 (LM) + Bears, 61-7 (S)
1946 — Bears, 30-7 (GB) Bears, 10-7 (W)	1963 — Bears, 10-3 (GB) Bears, 26-7 (W)	1981 — Packers, 16-9 (S) Packers, 21-17 (LM)
1947 — Packers, 29-20 (GB) Bears, 20-17 (W)	1964 — Packers, 23-12 (GB) Packers, 17-3 (W)	1983 — Packers, 31-28 (LM) Bears, 23-21 (S)
1948 — Bears, 45-7 (GB) Bears, 7-6 (W)	1965 — Packers, 23-14 (LM) Bears, 31-10 (W)	1984 — Bears, 9-7 (LM) Packers, 20-14 (S)
1949 — Bears, 17-0 (GB) Bears, 24-3 (W)	1966 — Packers, 17-0 (W) Packers, 13-6 (LM)	1985 — Bears, 23-7 (S) Bears, 16-10 (LM)
1950 — Packers, 31-21 (GB) Bears, 28-14 (W)	1967 — Packers, 13-10 (LM) Packers, 17-13 (W)	1986 — Bears, 25-12 (LM) Bears, 12-10 (S)
1951 — Bears, 31-20 (GB) Bears, 24-13 (W)	1968 — Bears, 13-10 (LM) Packers, 28-27 (W)	1987 — Bears, 26-24 (LM) Bears, 23-10 (S)
1952 — Bears, 24-14 (GB) Packers, 41-28 (W)	1969 — Packers, 17-0 (LM) Packers, 21-3 (W)	1988 — Bears, 24-6 (LM) Bears, 16-0 (S)
1953 — Bears, 17-13 (GB) Tie, 21-21 (W)	1970 — Packers, 20-19 (LM) Bears, 35-17 (W)	1989 — Packers, 14-13 (LM) Packers, 40-28 (S)
1954 — Bears, 10-3 (GB) Bears, 28-23 (W)	1971 — Packers, 17-14 (S) Packers, 31-10 (LM)	1990 — Bears, 31-13 (LM) Bears, 27-13 (S)
1955 — Packers, 24-3 (GB) Bears, 52-31 (W)	1972 — Packers, 20-17 (LM) Packers, 23-17 (S)	1991 — Bears, 10-0 (LM) Bears, 27-13 (S)
	1973 — Bears, 31-17 (LM) Packers, 21-0 (S)	

HOUSTON OILERS

1973 — Bears, 35-14 (S)
1977 — Oilers, 47-0 (H)

W-2**L-3**

1980 — Oilers, 10-6 (S)
1986 — Bears, 20-7 (H)

Points: Oilers 111, Bears 89

1989 — Oilers, 33-28 (S)

INDIANAPOLIS COLTS

1953 — Colts, 13-9 (B)
Colts, 16-14 (W)
1954 — Bears, 28-9 (W)
Bears, 28-13 (B)
1955 — Colts, 23-17 (B)
Bears, 38-10 (W)
1956 — Colts, 28-21 (B)
Bears, 58-27 (W)
1957 — Colts, 21-10 (B)
Colts, 29-14 (W)
1958 — Colts, 51-38 (B)
Colts, 17-0 (W)

W-16**L-21**

1959 — Bears, 26-21 (B)
Colts, 21-7 (W)
1960 — Colts, 42-7 (B)
Colts, 24-40 (W)
1961 — Bears, 24-10 (W)
Bears, 21-20 (B)
1962 — Bears, 35-15 (W)
Bears, 57-0 (B)
1963 — Bears, 10-3 (W)
Bears, 17-7 (B)
1964 — Colts, 52-0 (B)
Colts, 40-24 (W)

Points: Colts 770, Bears 762

1965 — Colts, 26-21 (W)
Bears, 13-0 (B)
1966 — Bears, 27-17 (W)
Colts, 21-16 (B)
1967 — Colts, 24-3 (W)
1968 — Colts, 28-7 (B)
1969 — Colts, 24-21 (W)
1970 — Colts, 21-20 (B)
1975 — Colts, 35-7 (S)
1983 — Colts, 22-19 (B) +
1985 — Bears, 17-10 (S)
1988 — Bears, 17-13 (I)
1991 — Bears, 31-17 (I)

KANSAS CITY CHIEFS

1973 — Chiefs, 19-7 (KC)
1977 — Bears, 28-27 (S)

W-3**L-1**

1981 — Bears, 16-13 (KC) +
1987 — Bears, 31-28 (S)

Points: Chiefs 108, Bears 92

1990 — Chiefs, 21-10 (S)

LA RAIDERS

1972 — Raiders, 28-21 (O)
1976 — Raiders, 28-27 (S)
1978 — Raiders, 25-19 (S) +

W-3**L-3**

1981 — Bears, 23-6 (O)
1984 — Bears, 17-6 (S)

Points: Bears 123, Raiders 120

1987 — Bears, 6-3 (LA)
1990 — Raiders, 24-10 (LA)

LA RAMS

1937 — Bears, 20-2 (CL)
 Bears, 15-7 (W)
 1938 — Rams, 14-7 (W)
 Rams, 23-21 (CL)
 1939 — Bears, 30-21 (CL)
 Bears, 35-21 (W)
 1940 — Bears, 21-14 (CL)
 Bears, 47-25 (W)
 1941 — Bears, 48-21 (W)
 Bears, 31-13 (CL)
 1942 — Bears, 21-7 (CL)
 Bears, 47-0 (W)
 1944 — Rams, 19-7 (CL)
 Bears, 28-21 (W)
 1945 — Rams, 17-0 (CL)
 Rams, 41-21 (W)
 1946 — Tie, 28-28 (W)
 Bears, 27-21 (LA)
 1947 — Bears, 41-21 (LA)
 Rams, 17-14 (W)
 1948 — Bears, 42-21 (W)
 Bears, 21-6 (LA)
 1949 — Rams, 31-16 (W)
 Rams, 27-24 (LA)
 1950 — Bears, 24-20 (LA)
 Bears 24-14 (W)
Rams, 24-14 (LA) CC

W-44**L-29 T-3**

1951 — Rams, 42-17 (W)
 1952 — Rams, 31-7 (LA)
 Rams 40-24 (W)
 1953 — Rams, 38-24 (LA)
 Bears, 24-21 (W)
 1954 — Rams, 42-38 (LA)
 Bears, 24-13 (W)
 1955 — Bears, 31-20 (LA)
 Bears, 24-3 (W)
 1956 — Bears, 35-24 (LA)
 Bears, 30-21 (W)
 1957 — Bears, 34-26 (W)
 Bears, 16-10 (LA)
 1958 — Bears, 31-10 (W)
 Rams, 41-35 (LA)
 1959 — Rams, 28-21 (W)
 Bears, 26-21 (LA)
 1960 — Bears, 34-27 (W)
 Tie, 24-24 (LA)
 1961 — Bears, 21-17 (LA)
 Bears, 28-24 (W)
 1962 — Bears, 27-23 (LA)
 Bears, 30-14 (W)
 1963 — Bears, 52-14 (LA)
 Bears, 6-0 (W)
 1964 — Bears, 38-17 (W)
 Bears, 34-24 (LA)

Points: Bears 1,764, Rams 1,554

1965 — Rams, 30-28 (LA)
 Bears, 31-6 (W)
 1966 — Rams, 31-17 (LA)
 Bears, 17-10 (W)
 1967 — Rams, 28-17 (W)
 1968 — Bears, 17-16 (LA)
 1969 — Rams, 9-7 (W)
 1971 — Rams, 17-3 (LA)
 1972 — Tie, 13-13 (S)
 1973 — Rams, 26-0 (S)
 1975 — Rams, 38-10 (LA)
 1976 — Rams, 20-12 (LA)
 1977 — Bears, 24-23 (S)
 1979 — Bears, 27-23 (S)
 1981 — Rams, 24-7 (S)
 1982 — Bears, 34-26 (AN)
 1983 — Rams, 21-14 (AN)
 1984 — Rams, 29-13 (AN)
1985 — Bears, 24-0 (S) CC
 1986 — Rams, 20-17 (S)
 1988 — Rams, 23-3 (AN)
 1989 — Bears, 20-10 (S)
 1990 — Bears, 38-9 (S)

MIAMI DOLPHINS**W-1****L-5****Points: Dolphins 172, Bears 103**

1971 — Dolphins, 34-3 (MI)
 1975 — Dolphins, 46-13 (S)

1979 — Dolphins, 31-16 (MI)
 1985 — Dolphins, 38-24 (MI)

1988 — Bears, 34-7 (S)
 1991 — Dolphins, 16-13 (S) +

MINNESOTA VIKINGS**W-29****L-30 T-2****Points: Vikings 1,189, Bears 1,147**

1961 — Vikings, 37-13 (MN)
 Bears, 52-35 (W)
 1962 — Bears, 13-0 (MN)
 Bears, 31-30 (W)
 1963 — Bears, 28-7 (MN)
 Tie 17-17 (W)
 1964 — Bears, 34-28 (MN)
 Vikings, 41-14 (W)
 1965 — Bears, 45-37 (MN)
 Vikings, 24-17 (W)
 1966 — Bears, 13-10 (MN)
 Bears, 41-28 (W)
 1967 — Bears, 17-7 (MN)
 Tie, 10-10 (W)
 1968 — Bears, 27-17 (MN)
 Bears, 26-24 (W)
 1969 — Vikings, 31-0 (W)
 Vikings, 31-14 (MN)
 1970 — Vikings 24-0 (W)
 Vikings, 16-13 (MN)
 1971 — Bears, 20-17 (MN)
 Vikings, 27-10 (S)

1972 — Bears, 13-10 (S)
 Vikings, 23-10 (MN)
 1973 — Vikings, 22-13 (S)
 Vikings, 31-13 (MN)
 1974 — Vikings, 11-7 (MN)
 Vikings, 17-0 (S)
 1975 — Vikings, 28-3 (MN)
 Vikings, 13-9 (S)
 1976 — Vikings, 20-19 (MN)
 Bears, 14-13 (S)
 1977 — Vikings, 22-16 (MN) +
 Bears, 10-7 (S)
 1978 — Vikings, 24-20 (S)
 Vikings, 17-14 (MN)
 1979 — Bears, 26-7 (S)
 Vikings, 30-27 (MN)
 1980 — Vikings, 34-14 (S)
 Vikings, 13-7 (MN)
 1981 — Vikings, 24-21 (MN)
 Bears, 10-9 (S)
 1982 — Vikings, 35-7 (M)

1983 — Vikings, 23-14 (S)
 Bears 19-13 (M)
 1984 — Bears, 16-7 (S)
 Bears 34-3 (M)
 1985 — Bears, 33-24 (M)
 Bears, 27-9 (S)
 1986 — Bears, 23-0 (S)
 Vikings, 23-7 (M)
 1987 — Bears, 27-7, (S)
 Bears, 30-24 (M)
 1988 — Vikings, 31-7 (S)
 Vikings, 28-27 (M)
 1989 — Bears, 38-7 (S)
 Vikings, 27-16 (M)
 1990 — Bears, 19-16 (S)
 Vikings, 41-13 (M)
 1991 — Bears, 10-6 (S)
 Bears, 34-17 (M)

NEW ENGLAND PATRIOTS**W-3****L-3****Points: Bears 116, Patriots 100**

1973 — Patriots, 13-10 (S)
 1979 — Patriots, 27-7 (S)
 1982 — Bears, 26-13 (S)

1985 — Bears, 20-7 (S)
Bears, 46-10 (NO) SB

1988 — Patriots, 30-7 (NE)

NEW ORLEANS SAINTS W-9**L-5**

1968 — Bears, 23-17 (TL)
 1970 — Bears 24-3 (TL)
 1971 — Bears, 35-14 (S)
 1973 — Saints, 21-16 (NO)
 1974 — Bears, 24-10 (S)

1975 — Bears, 42-17 (NO)
 1977 — Saints, 42-24 (S)
 1980 — Bears, 22-3 (S)
 1982 — Saints, 10-0 (S)
 1983 — Saints, 34-31 (NO) +

Points: Bears 311, Saints 216

1984 — Bears, 20-7 (S)
 1987 — Saints, 19-17 (S)
1990 — Bears, 16-6 (S) WCR
 1991 — Bears, 17-13 (NO)

NEW YORK GIANTS W-29**L-17 T-2**

1925 — Bears, 19-7 (PG)
 Giants, 9-0 (W)
 1926 — Bears, 7-0 (W)
 1927 — Giants, 13-7 (PG)
 1928 — Bears, 13-0 (W)
 1929 — Giants, 26-14 (W)
 Giants, 34-0 (PG)
 Giants, 14-9 (W)
 1930 — Giants, 12-0 (W)
 Bears, 12-0 (PG)
 1931 — Bears, 6-0 (W)
 Bears, 12-6 (PG)
 Giants, 25-6 (W)
 1932 — Bears, 28-8 (PG)
 Bears, 6-0 (W)

1933 — Bears, 14-10 (W)
 Giants, 3-0 (PG)
Bears, 23-21 (W) NFL
 1934 — Bears, 27-7 (W)
 Bears, 10-9 (PG)
Giants, 30-13 (PG) NFL
 1935 — Bears, 20-3 (PG)
 Giants, 3-0 (W)
 1936 — Bears, 25-7 (PG)
 1937 — Tie, 3-3 (PG)
 1939 — Giants, 16-13 (PG)
 1940 — Bears, 37-21 (PG)
1941 — Bears, 37-9 (W) NFL
 1942 — Bears, 26-7 (PG)
 1943 — Bears, 56-7 (PG)
 1946 — Giants, 14-0 (PG)
Bears, 24-14 (PG) NFL

Points: Bears 815, Giants 641

1948 — Bears, 35-14 (W)
 1949 — Giants, 35-28 (PG)
 1956 — Tie, 17-17 (NY)
Giants, 47-7 (NY) NFL
 1962 — Giants, 26-24 (W)
1963 — Bears, 14-10 (W) NFL
 1965 — Bears, 35-14 (NY)
 1967 — Bears, 34-7 (W)
 1969 — Giants, 28-24 (NY)
 1970 — Bears, 24-16 (NY)
 1974 — Bears, 16-13 (S)
 1977 — Bears, 12-9 (NJ) +
1985 — Bears, 21-0 (S) DP
 1987 — Bears, 34-19 (S)
1990 — Giants, 31-3 (NJ) DP
 1991 — Bears, 20-17 (S)

NEW YORK JETS W-3**L-1**

1974 — Jets, 23-21 (S)
 1979 — Bears, 23-13 (S)

1985 — Bears, 19-6 (NJ)

Points: Bears 82, Jets 55

1991 — Bears, 19-13 (S) +

PHILADELPHIA EAGLES W-24**L-4****T-1**

1933 — Tie, 3-3 (BK)
 1935 — Bears, 39-0 (BK)
 1936 — Bears, 17-0 (PH)
 Bears, 28-7 (PH)
 1938 — Bears, 28-6 (PH)
 1939 — Bears, 27-14 (W)
 1941 — Bears, 49-14 (SH)
 1942 — Bears, 45-14 (W)
 1943 — Bears, 48-21 (W)
 1944 — Bears, 28-7 (FB)
 1946 — Bears, 21-14 (W)

1947 — Bears, 40-7 (W)
 1948 — Eagles, 12-7 (SH)
 1949 — Bears, 38-21 (W)
 1955 — Bears, 17-10 (W)
 1961 — Eagles, 16-14 (FR)
 1963 — Bears, 16-7 (W)
 1968 — Bears, 29-16 (FR)
 1970 — Bears, 20-16 (DS)
 1972 — Bears, 21-12 (V)
 1975 — Bears, 15-13 (S)
1979 — Eagles, 27-17 (V) WC

Points: Bears 700, Eagles 332

1980 — Eagles, 17-14 (V)
 1983 — Bears, 7-6 (V)
 Bears, 17-14 (S)
 1985 — Bears, 13-10 (S) +
 1987 — Bears, 35-3, (V)
1988 — Bears, 20-12 (S) DP
 1989 — Bears, 27-13 (S)

PHOENIX CARDINALS W-53**L-25****T-6****Points: Bears 1,631, Cardinals 993**

For several years the Bears and Cardinals shared Wrigley Field and Comiskey Park.
 "H" designates the Bears as the home team; "V" designates the Bears as visitors.

1920 — Cardinals, 7-6 (H,NP)
 Staleys, 10-0 (V,W)
 1921 — Tie, 0-0 (V,W)
 1922 — Cardinals, 6-0 (V,CM)
 Cardinals, 9-0 (H,CM)
 1923 — Bears, 3-0 (H,W)
 1924 — Bears, 6-0 (H,W)
 Bears, 21-0 (V,CM)
 1925 — Cardinals, 9-0 (V,CM)
 Tie, 0-0 (H,W)
 1926 — Bears, 16-0 (V,W)
 Bears, 10-0 (H,S)
 Tie, 0-0 (H,W)

1927 — Bears, 9-0 (V,NP)
 Cardinals, 3-0 (H,W)
 1928 — Bears, 15-0 (V,NP)
 Bears, 34-0 (H,W)
 1929 — Tie, 0-0 (H,W)
 Cardinals, 40-6 (V,CM)
 1930 — Bears, 32-6 (V,CM)
 Bears, 6-0 (H,W)
 1931 — Bears, 26-13 (H,W)
 Bears, 18-7 (V,W)
 1932 — Tie, 0-0 (H,W)
 Bears, 34-0 (V,W)
 1933 — Bears, 12-9 (V,W)
 Bears, 22-6 (H,W)

1934 — Bears, 20-0 (H,W)
 Bears, 17-6 (H,W)
 1935 — Tie, 7-7 (H,W)
 Bears, 13-0 (V,W)
 1936 — Bears, 7-3 (H,W)
 Cardinals, 14-7 (V,W)
 1937 — Bears, 16-7 (H,W)
 Bears, 42-28 (V,W)
 1938 — Bears, 16-13 (V,S)
 Bears, 34-28 (H,W)
 1939 — Bears, 44-7 (H,W)
 Bears, 48-7 (V,CM)
 1940 — Cardinals, 21-7 (V,CM)
 Bears, 31-23 (H,W)

PHOENIX CARDINALS (continued)

1941 — Bears, 53-7 (H,W)	1949 — Bears, 17-7 (V,CM)	1966 — Cardinals, 24-17 (SL)
Bears, 34-24 (V,CM)	Bears, 52-2 (H,W)	1967 — Bears, 30-3 (W)
1942 — Bears, 41-14 (H,W)	1950 — Bears, 27-6 (H,W)	1969 — Cardinals, 20-17 (SL)
Bears, 21-7 (V,CM)	Cardinals, 20-10 (V,CM)	1972 — Bears, 27-10 (SL)
1943 — Bears, 20-0 (H,W)	1951 — Cardinals, 28-14 (V,CM)	1975 — Cardinals, 34-20 (S)
Bears, 35-24 (V,CM)	Cardinals, 24-14 (H,W)	1977 — Cardinals, 16-13 (SL)
1944 — Bears, 34-7 (H,W)	1952 — Cardinals, 21-10 (V,CM)	1978 — Bears, 17-10 (S)
Bears, 49-7 (V,CM)	Bears, 10-7 (H,W)	1979 — Bears, 42-6 (S)
1945 — Cardinals, 16-7 (H,W)	1953 — Cardinals, 24-17 (H,W)	1982 — Cardinals, 10-7 (S)
Bears, 28-20 (V,CM)	1954 — Bears, 29-7 (V,CM)	1984 — Cardinals, 38-21 (SL)
1946 — Bears, 34-17 (V,CM)	1955 — Cardinals, 53-14 (V,CM)	1990 — Bears, 31-21 (TM)
Cardinals, 35-28 (H,W)	1956 — Bears, 10-3 (H,W)	
1947 — Cardinals, 31-7 (V,CM)	1957 — Bears, 14-6 (V,CM)	
Cardinals, 30-21 (H,W)	1958 — Bears, 30-14 (H,W)	
1948 — Bears, 28-17 (V,CM)	1959 — Bears, 31-7 (V,S)	
Cardinals, 24-21 (H,W)	1965 — Bears, 34-13 (W)	

PITTSBURGH STEELERS W-15	L-4	T-1	Points: Bears 445, Steelers 271
1934 — Bears, 28-0 (PI)			1975 — Steelers, 34-3 (TR)
1935 — Bears, 23-7 (PI)			1980 — Steelers, 38-3 (TR)
1936 — Bears, 27-9 (PI)			1986 — Bears, 13-10 (S) +
Bears, 26-6 (W)			1989 — Bears, 20-0 (TR)
1937 — Bears, 7-0 (PI)			
1939 — Bears, 32-0 (PI)			
1941 — Bears, 34-7 (W)			
1945 — Bears, 28-7 (PI)			

SAN DIEGO CHARGERS W-1	L-4	Points: Chargers 125, Bears 62
1970 — Chargers, 20-7 (W)	1978 — Chargers, 40-7 (SD)	1984 — Chargers, 20-7 (SD)
1974 — Chargers, 28-21 (SD)	1981 — Bears, 20-17 (S) +	

SAN FRANCISCO 49ERS W-25 L-27 T-1			Points: 49ers 1,199, Bears 1,066
1950 — Bears, 32-20 (KZ)	1960 — Bears, 27-10 (W)	1972 — 49ers, 34-21 (S)	
Bears, 17-0 (W)	49ers, 25-7 (KZ)	1974 — 49ers, 34-0 (S)	
1951 — Bears, 13-7 (W)	1961 — Bears, 31-0 (W)	1975 — 49ers, 31-3 (SF)	
1952 — 49ers, 40-16 (W)	49ers, 41-31 (KZ)	1976 — Bears, 19-12 (SF)	
Bears, 20-17 (KZ)	1962 — Bears, 30-14 (KZ)	1978 — Bears, 16-13 (SF)	
1953 — 49ers, 35-28 (W)	49ers, 34-27 (W)	1979 — Bears, 28-27 (SF)	
49ers, 24-14 (KZ)	1963 — 49ers, 20-14 (KZ)	1981 — 49ers, 28-17 (SF)	
1954 — 49ers, 31-24 (W)	Bears, 27-7 (S)	1983 — Bears, 13-3 (S)	
Bears, 31-27 (KZ)	1964 — 49ers, 31-21 (KZ)	1984 — 49ers, 23-0 (SF) CC	
1955 — 49ers, 20-19 (W)	Bears, 23-21 (W)	1985 — Bears, 26-10 (SF)	
Bears, 34-23 (KZ)	1965 — 49ers, 52-24 (KZ)	1987 — 49ers, 41-0 (SF)	
1956 — Bears, 31-7 (W)	Bears, 61-20 (W)	1988 — Bears, 10-9 (S)	
Bears, 38-21 (KZ)	1966 — Tie 30-30 (W)	49ers, 28-3 (S) CC	
1957 — 49ers, 21-17 (W)	49ers, 41-14 (KZ)	1989 — 49ers, 26-0 (SF)	
49ers, 21-17 (KZ)	1967 — Bears, 28-14 (KZ)	1991 — 49ers, 52-14 (SF)	
1958 — Bears, 28-6 (W)	1968 — Bears, 27-19 (W)		
Bears, 27-14 (KZ)	1969 — 49ers, 42-21 (KZ)		
1959 — 49ers, 20-17 (KZ)	1970 — 49ers, 37-16 (W)		
Bears, 14-3 (W)	1971 — 49ers, 13-0 (SF)		

SEATTLE SEAHAWKS W-2	L-4	Points: Seahawks 130, Bears, 124
1976 — Bears, 34-7 (SE)	1982 — Seahawks, 20-14 (SE)	1987 — Seahawks, 34-21 (S)
1978 — Seahawks, 31-29 (S)	1984 — Seahawks, 38-9 (SE)	1990 — Bears, 17-0 (S)

TAMPA BAY BUCCANEERS	W-22	L-6	Points: Bears, 695, Bucs 394
1977 — Bears, 10-0 (TB)	1982 — Buccaneers, 26-23 (TB) +	1987 — Bears, 20-3 (S)	
1978 — Buccaneers, 33-19 (TB)	1983 — Bears, 17-10 (S)	Bears, 27-26 (TB)	
Bears, 14-3 (S)	Bears, 27-0 (TB)	1988 — Bears 28-10 (S)	
1979 — Buccaneers, 17-13 (S)	1984 — Bears, 34-14 (S)	Bears 27-15 (TB)	
Bears, 14-0 (TB)	Bears, 44-9 (TB)	1989 — Buccaneers, 42-35 (TB)	
1980 — Bears, 23-0 (S)	1985 — Bears, 38-28 (S)	Buccaneers, 32-31 (S)	
Bears, 14-13 (TB)	Bears, 27-19 (TB)	1990 — Bears, 26-6 (TB)	
1981 — Bears, 28-17 (S)	1986 — Bears, 23-3 (TB)	Bears, 27-14 (S)	
Buccaneers, 20-10 (TB)	Bears, 48-14 (S)	1991 — Bears, 21-20 (TB)	
		Bears, 27-0 (S)	

WASHINGTON REDSKINS	W-21	L-16	T-1	Points: Bears 860, Redskins 633
1932 — Tie 7-7 (BO)	1943 — Redskins, 21-7 (WA)			1974 — Redskins, 42-0 (DC)
1933 — Bears, 7-0 (W)	Bears, 41-21 (W) NFL			1976 — Bears, 33-7 (S)
Redskins, 10-0 (W)	1945 — Redskins, 28-21 (WA)			1978 — Bears, 14-10 (DC)
1934 — Bears, 21-0 (BO)	1946 — Bears, 24-20 (W)			1980 — Bears, 35-21 (S)
1935 — Bears, 30-14 (BO)	1947 — Bears, 56-20 (WA)			1981 — Redskins, 24-7 (S)
1936 — Bears, 26-0 (BO)	1948 — Bears, 48-13 (W)			1984 — Bears, 23-19 (DC) DP
1937 — Redskins, 28-21 (W) NFL	1949 — Bears, 31-21 (WA)			1985 — Bears, 45-10 (S)
1938 — Bears, 31-7 (W)	1951 — Bears, 27-0 (WA)			1986 — Redskins, 27-13 (S) DP
1940 — Redskins, 7-3 (WA)	1953 — Bears, 27-24 (WA)			1987 — Redskins, 21-17 (S) DP
Bears 73-0 (WA) NFL	1957 — Redskins, 14-3 (W)			1988 — Bears, 34-14 (DC)
1941 — Bears, 35-21 (W)	1964 — Redskins, 27-20 (DC)			1989 — Redskins, 38-14 (DC)
1942 — Redskins, 14-6 (WA) NFL	1968 — Redskins, 38-28 (W)			1990 — Redskins, 10-9 (DC)
	1971 — Bears, 16-15 (S)			1991 — Redskins, 20-7 (S)

TEAM-BY-TEAM-SUMMARY

EXTINCT TEAMS

	Road	Home	Total
Akron Pros		2-0	2-0
Akron Indians		1-0-1	1-0-1
Boston Yanks	2-0	1-0	3-0
Brooklyn Dodgers	5-0	5-0-1	10-0-1
Buffalo All-Americans		3-1	3-1
Buffalo Bisons	1-0	0-1	1-1
Canton Bulldogs		2-2	2-2
Champaign**	1-0		1-0
Chicago Tigers	2-0		2-0
Cincinnati Reds	1-0	1-0	2-0
Cleveland Bulldogs	0-1	2-0	2-1
Cleveland Indians		2-0	2-0
Columbus Tigers		2-0	2-0
Dallas Texans	0-1	1-0	1-1
Dayton Triangles		4-0	4-0
Detroit Panthers	1-1	1-0-1	2-1-1
Detroit Tigers		1-0	1-0
Detroit Wolverines		0-2	0-2
Duluth Eskimos		2-0	2-0
Frankford Yellowjackets	2-3-1	5-1-1	7-4-2
Hammond Pros		3-0	3-0
Kewanee**		1-0	1-0
Louisville Colonels		1-0	1-0
Milwaukee Badgers	1-0	2-0-2	3-0-2
Minneapolis Marines	3-0		3-0
Minneapolis Redjackets	1-0	2-0	3-0
Moline Indians**		1-0	1-0
New York Yankees	1-2	4-0	5-2

Oomag Indians		2-0	2-0
Pottsville Maroons		3-0	3-0
Providence Steam Rollers	0-1	0-0-1	0-1-1
Racine Legion	1-0	1-0-2	2-0-2
Rochester Jeffersons		2-0	2-0
Rock Island Independants	2-1-3	6-0-1	8-1-4
Rockford**	1-0		1-0
Staten Island Stapletons	1-0-1		1-0-1
Toledo Maroons		1-0	1-0
Waukegan**		1-0	1-0

ACTIVE TEAMS

	Regular season		Post-season		Overall
	Road	Home	Road	Home	
Atlanta Falcons	3-4	4-5			7-9
Buffalo Bills	1-2	2-0			3-2
Cincinnati Bengals	1-0	1-2			2-2
Cleveland Browns	1-5	2-2			3-7
Dallas Cowboys	3-3	3-4	0-1	0-1	6-9
Denver Broncos	2-3	3-1			5-4
Detroit Lions	31-27	36-18-3			72-47-5
Portsmouth Spartans	2-2-1	2-0-1		1-0	
Green Bay Packers	33-30-4	46-27-2		1-0	80-57-6
Houston Oilers	1-1	1-2			2-3
Indianapolis Colts	2-0	1-0			16-21
Baltimore Colts	6-11	7-10			
Kansas City Chiefs	1-1	2-1			3-2
Los Angeles Raiders	1-1	1-0			3-4
Oakland Raiders	1-1	0-2			
Los Angeles Rams	14-13-1	19-10-2	0-1	1-0	45-29-3
Cleveland Rams	5-3	6-2			
Miami Dolphins	0-3	1-2			1-5
Minnesota Vikings	13-18	16-12-2			29-30-2
New England Patriots	0-1	2-2		1-0*	3-3
New Orleans Saints	4-2	4-3		1-0	9-5
New York Giants	11-7-2	13-7	1-3	4-0	29-17-2
New York Jets	1-0	2-1			3-1
Philadelphia Eagles	10-3-1	13-0	0-1	1-0	24-4-1
Phoenix Cardinals	1-0				53-25-12
Chicago Cardinals	16-11-1	29-8-5			
Cardinals-Pittsburgh	1-0	1-0			
St. Louis Cardinals	1-4	4-2			
Pittsburgh Steelers	3-4-1	8-0			17-4-1
Pittsburgh Pirates	3-0	1-0			
Cardinals-Pittsburgh	1-0	1-0			
San Diego Chargers	0-3	1-1			1-4
San Francisco 49ers	12-16	13-9-1	0-1	0-1	25-27-1
Seattle Seahawks	1-2	1-2			2-4
Tampa Bay Buccaneers	11-4	11-2			22-6
Washington Redskins	6-7	8-4	2-1	1-3	21-16-1
Boston Redskins	3-1-1	1-0			
TOTAL	231-203-17	330-148-26	3-8	11-5	575-364-43

Note: The Cardinals and Pirates merged in 1944, but the games are officially recorded under both teams (though only counted once in the "TOTAL" line.

* Bears were designated as home team, but game was at neutral site. ** Semi-pro team.

1992 opponents in blue.

BEARS' PLAYOFF HISTORY

Date	Game	Winner	Loser	Score	Site
Dec. 29, 1991	First Round	Dallas	BEARS	17-13	Soldier Field
Jan. 13, 1991	Second Round	BEARS	NY Giants	31- 3	Giants Stadium
Jan. 6, 1991	First Round	BEARS	New Orleans	16- 6	Soldier Field
Jan. 8, 1989	Conf. Championship	San Francisco	BEARS	28- 3	Soldier Field
Dec. 31, 1988	NFC Divisional	BEARS	Philadelphia	20-12	Soldier Field
Jan. 10, 1988	NFC Divisional	Washington	BEARS	21-17	Soldier Field
Jan. 3, 1987	NFC Divisional	Washington	BEARS	27-13	Soldier Field
Jan. 26, 1986	Super Bowl XX	BEARS	New England	46-10	LA Superdome
Jan. 12, 1986	Conf. Championship	BEARS	LA Rams	24- 0	Soldier Field
Jan. 5, 1986	NFC Divisional	BEARS	NY Giants	21- 0	Soldier Field
Jan. 6, 1985	NFC Title	San Francisco	BEARS	23- 0	Candlestick Park
Dec. 30, 1984	NFC Divisional	BEARS	Washington	23-19	RFK Memorial
Dec. 23, 1979	NFC Wild Card	Philadelphia	BEARS	27-17	Veterans Stadium
Dec. 26, 1977	NFC Divisional	Dallas	BEARS	37- 7	Texas Stadium
Dec. 29, 1963	NFL Championship	BEARS	NY Giants	14-10	Wrigley Field
Dec. 30, 1956	NFL Championship	NY Giants	BEARS	47- 7	Yankee Stadium
Dec. 17, 1950	Conf. Championship	LA Rams	BEARS	24-14	LA Coliseum
Dec. 15, 1946	NFL Championship	BEARS	NY Giants	24-14	Polo Grounds
Dec. 26, 1943	NFL Championship	BEARS	Washington	41-21	Wrigley Field
Dec. 13, 1942	NFL Championship	Washington	BEARS	14- 6	Griffith Stadium
Dec. 21, 1941	NFL Championship	BEARS	NY Giants	37- 9	Wrigley Field
Dec. 14, 1941	Conf. Championship	BEARS	Green Bay	33-14	Wrigley Field
Dec. 8, 1940	NFL Championship	BEARS	Washington	73- 0	Griffith Stadium
Dec. 12, 1937	NFL Championship	Washington	BEARS	28-21	Wrigley Field
Dec. 9, 1934	NFL Championship	NY Giants	BEARS	30-13	Polo Grounds
Dec. 17, 1933	NFL Championship	BEARS	NY Giants	23-21	Wrigley Field
Dec. 18, 1932	NFL Championship	BEARS	Portsmouth	9- 0	Chicago Stadium
1921	(No post-season game played)				

Playoff record: 14-13 (.519)

Playoff record at home: 10-5 (.667)

NFL Championship game record: 8-4 (.667)

9 World Championships: 1921, 1932, 1933, 1940, 1941, 1943, 1946, 1963, 1985.

Bears vs.:	New Orleans	1-0	1.000
	New England	1-0	1.000
	Green Bay	1-0	1.000
	Portsmouth	1-0	1.000
	NY Giants	5-3	.625
	LA Rams	1-1	.500
	Philadelphia	1-1	.500
	Washington	3-4	.429
	Dallas	0-2	.000
	San Francisco	0-2	.000

ALL WRAPPED UP

The Bears have won the NFC Central Division six of the past eight seasons. They have clinched four times against a division opponent and four times in Week 13. A list of the Bears' clinchings:

Date	Week	Opponent	Site	Score
Dec. 2, 1990	13	Lions	Soldier Field	23-17 (OT)
Dec. 11, 1988	15	Lions	Soldier Field	13-12
Dec. 6, 1987	13	Vikings	Metrodome	30-24
Nov. 30, 1986	13	Steelers	Soldier Field	13-10
Nov. 17, 1985	11	Cowboys	Dallas	44- 0
Nov. 25, 1984	13	Vikings	Metrodome	34- 3

BEARS' PLAYOFF SUMMARIES

Bears Playoff Experience

	Games	Starts
Anderson, Neal	6	5
Armstrong, Trace	3	3
Backes, Tom	0	0
Bortz, Mark	12	12
Buford, Maury*	9	—
Butler, Kevin	10	—
Carrier, Mark	3	3
Cox, Ron	1	0
Davis, Wendell	5	3
Dent, Richard	10	10
Douglass, Maurice	7	3
Fain, Richard	0	0
Fontenot, Jerry	3	0
Gardocki, Chris	1	—
Gayle, Shaun	8	3
Gentry, Dennis	12	2
Green, Mark	3	0
Harbaugh, Jim	1	1
Hilgenberg, Jay	12	12
Ihnat, Eric	0	0
Jennings, Keith	1	1
Jones, Dante	5	0
Justin, Paul	0	0
Kozlowski, Glen	5	0
Kumerow, Eric*	2	0
Lewis, Darren	1	0
Lott, James	0	0
Mangum, John	3	0
Mattes, Ron	1	0
McMichael, Steve	12	11
Morgan, Anthony	0	0
Morris, Ron	5	3
Morrissey, Jim	10	5
Muster, Brad	5	3
Paul, Markus	3	0
Perry, William	8	7
Rivera, Ron	12	6
Rodenhauser, Mark*	2	0
Roper, John	2	0
Rouse, James	3	0
Ryan, Tim	2	0
Singletary, Mike	12	12
Stinson, Lemuel	3	1
Stonebreaker, Michael	1	0
Tate, David	3	0
Thayer, Tom	10	10
Thomas, Stan	0	0
Thornton, James	5	4
Van Horne, Keith	12	12
Waddie, Tom	3	1
Williams, James	1	0
Willis, Peter Tom	0	0
Wojciechowski, John	6	1
Woolford, Donnell	3	3
Wright, Eric	1	0
Zorich, Chris	1	0

* Includes games not with Bears

1991 FIRST ROUND PLAYOFF DALLAS 17, BEARS 13

Soldier Field (62,594)
December 29, 1991

DALLAS	10	0	7	0 — 17
CHICAGO	0	3	3	7 — 13

COWBOYS — Willis 27-yard field goal (8 plays, 42 yards). **COWBOYS** — Smith 1-yard run (Willis kick), (5-10). **BEARS** — Butler 19-yard field goal (14-78). **BEARS** — Butler 43-yard field goal (Willis kick), (10-45). **COWBOYS** — Novacek 3-yard pass from Beuerlein (Willis kick), (14-75). **BEARS** — Waddle 6-yard pass from Harbaugh (Butler kick), (9-50).

Team statistics	Cowboys	Bears
First downs	15	26
Third down efficiency	3-9	10-17
Fourth down efficiency	0-0	1-3
Total net yards	288	372
Total offensive plays	48	82
Rushes-yards	30-108	34-150
Att-comp	18-9	45-23
Net passing	180	222
Int-TDs	0-1	2-1
Punts-avg.	3-44.7	1-0
Penalties-yards	2-16	4-16
Fumbles-lost	2-0	1-1
Sacks-yards	3-11	0-0
Field goals-attempts	1-3	2-2
Time of possession	22:31	37:29

RUSHING

BEARS — Lewis 9-65; Anderson 13-34; Harbaugh 7-26; Muster 5-25.

COWBOYS — Smith 26-105; Beuerlein 4-3.

RECEIVING

BEARS — Waddle 9-104; Davis 7-79; Lewis 2-18; Rivera 1-15; Thornton 1-12; Anderson 3-5.

COWBOYS — Harper 3-88; Irvin 4-83; Johnston 1-6; Novacek 1-3.

PASSING

BEARS — Harbaugh 44-22-218, 1 TD, 2 int.; Buford 1-1-15.

COWBOYS — Beuerlein 18-9-180, 1 TD.

INTERCEPTIONS

BEARS — None.

COWBOYS — Bates 1-7; Brown 1-0.

SACKS

BEARS — None.

COWBOYS — Jones 1-5; Jeffcoat 1-3; Maryland 1-3.

1990 FIRST ROUND PLAYOFF BEARS 16, NEW ORLEANS 6

Soldier Field (60,767)

January 6, 1991

NEW ORLEANS	0	3	3	3—6
CHICAGO	3	7	3	3—16

BEARS — Butler 19-yard field goal (6-32).
BEARS — Thornton 18-yard pass from Tomczak (Butler kick), (6-62). **SAINTS** — Andersen 47-yard field goal (6-18). **BEARS** — Butler 22-yard field goal (16-60). **SAINTS** — Andersen 38-yard field goal (14-59). **BEARS** — Butler 21-yard field goal (9-76).

Team statistics	Saints	Bears
First downs	11	18
Third down efficiency	2-13	5-16
Fourth down efficiency	0-1	1-4
Total net yards	193	365
Total offensive plays	54	71
Rushes-yards	18-65	43-189
Att-comp	34-11	26-13
Net passing	128	176
Int-TDs	3-0	0-1
Punts-avg.	3-30.0	2-27.5
Penalties-yards	2-10	7-57
Fumbles-lost	1-0	2-1
Sacks-yards	2-12	2-25
Field goals-attempts	2-4	3-4
Time of possession	22:25	37:35

RUSHING

BEARS — Anderson 27-102, Muster 12-71, Tomczak 2-8, Green 2-8.

SAINTS — Fenerty 8-29, Hilliard 4-13, Fourcade 2-13, Heyward 2-10.

RECEIVING

BEARS — Thornton 2-43, Anderson 4-42, Gentry 2-41, Morris 2-28, Muster 2-21, Davis 1-13.

SAINTS — Martin 2-47, Scales 1-31, Fenerty 4-22, Tice 1-19, Brenner 1-17, Perriman 1-11, Turner 1-6.

PASSING

BEARS — Tomczak 25-12-166, 1 TD; Anderson 1-1-22.

SAINTS — Walsh 16-6-74, 1 int.; Fourcade 18-5-79, 2 int.

INTERCEPTIONS

BEARS — Gayle 1-27, Mangum 1-9, Carrier 1-0.
SAINTS — None.

SACKS

BEARS — Armstrong 1-16, McMichael 1-9.
SAINTS — Turnbull 2-12.

1990 SECOND ROUND PLAYOFF NY GIANTS 31, BEARS 3

Giants Stadium (77,025)

January 13, 1991

CHICAGO	0	3	0	0—3
NEW YORK	10	7	7	7—31

GIANTS — Bahr 46-yard field goal (4-5).
GIANTS — Baker 21-yard pass from Hostetler (Bahr kick), (9-75). **BEARS** — Butler 33-yard field goal, (5-20). **GIANTS** — Cross 5-yard pass from Hostetler (Bahr kick), (11-80). **GIANTS** — Hostetler 3-yard run (Bahr kick), (11-49). **GIANTS** — Carthon 1-yard run (Bahr kick), (16-51).

Team statistics	Giants	Bears
First downs	23	11
Third down efficiency	6-14	3-11
Fourth down efficiency	4-4	1-5
Total net yards	288	232
Total offensive plays	68	52
Rushes-yards	48-194	16-27
Att-comp	17-10	36-17
Net passing	94	205
Int-TDs	0-2	2-0
Punts-avg.	3-40.7	2-42.0
Penalties-yards	2-15	4-30
Fumbles-lost	1-1	0-0
Sacks-yards	0-0	3-18
Field goals-attempts	1-1	1-1
Time of possession	38:22	21:38

RUSHING

BEARS — N. Anderson 12-19; Muster 4-8.

GIANTS — O. Anderson 21-80; Hostetler 6-43; Tillman 9-31; Carthon 8-19; Meggett 2-18; Hampton 2-3.

RECEIVING

BEARS — Davis 3-76; Thornton 3-28; Morris 1-24; N. Anderson 4-23; Gentry 2-23; Muster 3-21; Kozlowski 1-10.

GIANTS — Baker 3-58; Bavaro 3-25; Ingram 1-12; Mrosko 1-6; O. Anderson 1-6; Cross 1-5.

PASSING

BEARS — Tomczak 17-36-205, 2 int.

GIANTS — Hostetler 10-17-112, 2 TDs.

INTERCEPTIONS

BEARS — None.

GIANTS — Walls 1-37; Collins 1-11.

SACKS

BEARS — McMichael 1-8; Cox 1-7; Armstrong 1-3.

GIANTS — None.

1988 NFC CHAMPIONSHIP**49ERS 28, BEARS 3**

Soldier Field (64,830)

January 8, 1989

SAN FRANCISCO	7	7	7	7	— 28
BEARS	0	3	0	0	— 3

49ERS — Rice, 61-yard pass from Montana (Cofer kick), (3 plays, 62 yards). **49ERS** — Rice, 27-yard pass from Montana (Cofer kick), (7, 64). **BEARS** — Butler, 25-yard field goal (9, 46). **49ERS** — Frank, 5-yard pass from Montana (Cofer kick), (13, 78). **49ERS** — Rathman, 4-yard run (Cofer kick), (12, 70).

Team Statistics	49ers	Bears
First Downs	21	15
Total Net Yards	406	267
Rushes-Net Yards	37-138	25-91
Net Passing	268	176
Att-Comp	27-17	41-20
Had Intercepted	0	1
Punts-Average	6-34.5	7-31.4
Return Yardage	60	90
Penalties-Yards	0-0	3-35
Fumbles-Lost	1-1	2-1
Sacks-Yards	2-20	0-0
Possession Time	31:03	28:57

RUSHING

BEARS — Anderson 14-59; Sanders 7-22; McMahon 1-9; Suhey 1-3; Muster 1-2; McKinnon 1-(-4).

49ERS — Craig 18-68; Rathman 10-36; Montana 3-12; Sydney 2-12; Flagler 3-7; Rice 1-3.

RECEIVING

BEARS — Thornton 4-52; McKinnon 4-32; Anderson 5-31; Morris 2-25; Sanders 1-12; Muster 1-9; Suhey 2-8; Gentry 1-7.

49ERS — Rice 5-133; Rathman 5-51; Taylor 3-51; Craig 2-33; Frank 2-20.

PASSING

BEARS — McMahon 14-29-121, 1 int.; Tomczak 6-12-55.

49ERS — Montana 17-27-288, 3 TDs.

INTERCEPTIONS

BEARS — None

49ERS — Fuller 1-0.

SACKS

BEARS — McMichael 1; Harris 1.

49ERS — None.

1988 NFC DIVISIONAL PLAYOFF**BEARS 20, EAGLES 12**

Soldier Field (65,534)

December 31, 1988

PHILADELPHIA	3	6	3	0	— 12
BEARS	7	10	0	3	— 20

BEARS — McKinnon, 64-yard pass from Tomczak (Butler kick), (3 plays, 67 yards). **EAGLES** — Zendejas, 42-yard field goal (6, 6). **EAGLES** — Zendejas, 29-yard field goal (4, 3). **BEARS** — Anderson, 4-yard run (Butler kick), (5, 44). **BEARS** — Butler, 46-yard field goal (5, 66). **EAGLES** — Zendejas, 30-yard field goal (6, 69). **EAGLES** — Zendejas, 35-yard field goal (4, 0). **BEARS** — Butler, 27-yard field goal (10, 70).

Team Statistics	Eagles	Bears
First Downs	22	14
Total Net Yards	430	341
Rushes-Net Yards	16-52	33-164
Net Passing	378	177
Att-Comp	55-27	23-12
Had Intercepted	3	3
Punts-Average	4-32.5	2-43.0
Return Yardage	128	184
Penalties-Yards	7-60	1-5
Fumbles-Lost	0-0	1-1
Sacks-Yards	4-29	1-8
Possession Time	32:44	27:16

RUSHING

BEARS — Sanders 8-94; Anderson 14-54; Muster 6-12; Gentry 1-6; Suhey 1-0; Tomczak 1-0; McMahon 2-(-2).

EAGLES — Byars 7-34; Cunningham 3-12; Toney 5-3; Haddix 1-3.

RECEIVING

BEARS — McKinnon 4-108; Morris 1-27; Boso 2-16; Davis 1-11; Gentry 2-9; Sanders 1-8; Anderson 1-6.

EAGLES — Jackson 7-142; Byars 9-103; Quick 5-82; Johnson 1-31; Haddix 2-23; Carter 1-17; Toney 2-9.

PASSING

BEARS — Tomczak 10-20-172, 1 TD, 3 int.; McMahon 2-3-13.

EAGLES — Cunningham 27-54-407, 3 int.; Carter 0-1-0.

INTERCEPTIONS

BEARS — Jackson 1-51; Douglass 1-47; Pruitt 1-0. **EAGLES** — Hoage 1-12; Joyner 1-8; Bell 1-4.

SACKS

BEARS — Rivera 1; Harris 1; Smith 1; Hampton 1. **EAGLES** — White 1.

1987 NFC DIVISIONAL PLAYOFF REDSKINS 21, BEARS 17

Soldier Field (58,153)
January 10, 1988

WASHINGTON	0	14	7	0—21
BEARS	7	7	3	0—17

BEARS — Thomas, 2-yard run (Butler kick), (5 plays, 30 yards). **BEARS** — Morris, 14-yard pass from McMahon (Butler kick), (14, 68). **REDSKINS** — Rogers, 3-yard run (Haji-Shiekh kick), (7, 72). **REDSKINS** — Didier, 18-yard pass from Williams (Haji-Shiekh kick), (7, 69). **REDSKINS** — Green, 52-yard punt return (Haji-Shiekh kick), (0, 52). **BEARS** — Butler, 25-yard field goal (7, 62).

Team Statistics	Redskins	Bears
First Downs	17	15
Total Net Yards	272	280
Rushes-Net Yards	29-72	30-110
Net Passing	180	190
Att-Comp	29-14	29-15
Had Intercepted	1	3
Punts-Average	4-42.3	4-36.3
Return Yardage	144	115
Penalties-Yards	3-20	5-50
Fumbles-Lost	1-1	1-0
Sacks-Yards	5-27	1-7
Possession Time	27:03	32:57

RUSHING

BEARS — Payton 18-85; Suhey 4-8; Gentry 2-5; McMahon 2-5; Sanders 2-4; Thomas 2-3. **REDSKINS** — Smith 16-66; Rogers 6-13; Bryant 3-8; Williams 2-1; Clark 1-(-6); Schroeder 1-(-8).

RECEIVING

BEARS — Morris 2-47; Gault 1-44; Gentry 3-43; Payton 3-20; Boso 3-19; McKinnon 1-16; Suhey 1-6; Sanders 1-2. **REDSKINS** — Sanders 6-92; Clark 4-56; Didier 2-32; Warren 1-16; Rogers 1-11.

PASSING

BEARS — McMahon 15-29-197; 1 TD, 3 int. **REDSKINS** — Williams 14-29-207; 1 TD, 1 int.

INTERCEPTIONS

BEARS — Richardson 1-0. **REDSKINS** — Davis 1-23; Wilburn 1-0; Woodbury 1-0.

SACKS

BEARS — Dent 1. **REDSKINS** — Mann 3; Hamilton 1; Koch .5; Grant .5.

1986 NFC DIVISIONAL PLAYOFF REDSKINS 27, BEARS 13

Soldier Field (65,141)
January 3, 1987

WASHINGTON	7	0	7	13—27
BEARS	0	13	0	0—13

REDSKINS — Monk, 28-yd. pass from Schroeder (Atkinson kick), (9 plays, 69 yards). **BEARS** — Gault, 50-yd. pass from Flutie (Butler kick), (5, 75). **BEARS** — Butler, 23-yd. field goal, (4, -1). **BEARS** — Butler, 41-yd. field goal, (8, 33). **REDSKINS** — Monk, 23-yd. pass from Schroeder (Atkinson kick), (3, 26). **REDSKINS** — Rogers, 1-yd. run (Atkinson kick), (11, 83). **REDSKINS** — Atkinson, 35-yd. field goal, (9, 46). **REDSKINS** — Atkinson, 25-yd. field goal, (4 -4).

Team Statistics	Redskins	Bears
First Downs	19	14
Total Net Yards	302	220
Rushes-Net Yards	39-134	24-93
Net Passing	168	127
Att-Comp	32-15	31-11
Had Intercepted	1	2
Punts-Average	7-39.3	5-40.6
Return Yardage	126	229
Penalties-Yards	8-65	4-42
Fumbles-Lost	2-0	3-2
Sacks-Yards	1-7	2-16
Possession Time	33:44	26:16

RUSHING

BEARS — Payton 14-38; Thomas 3-18; Suhey 4-14; Flutie 2-12; Anderson 1-11. **REDSKINS** — Rogers 28-72; Bryant 8-46; Schroeder 3-16.

RECEIVING

BEARS — Gault 5-82; Ortego 2-36; Wrightman 2-16; Suhey 1-2; Payton 1-(-2). **REDSKINS** — Monk 5-81; Bryant 4-61; Clark 5-37; Warren 1-5.

PASSING

BEARS — Flutie 11-31-134, 1 TD, 2 int. **REDSKINS** — Schroeder 15-32-184, 2 TDs, 1 int.

INTERCEPTIONS

BEARS — Richardson 1-43. **REDSKINS** — Green 1-17; Dean 1-16.

SACKS

BEARS — Jackson 1-8; Dent .5-4; Hampton .5-4. **REDSKINS** — Olkewicz 1-7.

SUPER BOWL XX
BEARS 46, PATRIOTS 10
 Louisiana Superdome (73,818)
 January 26, 1986

BEARS	13	10	21	2 — 46
NEW ENGLAND	3	0	0	7 — 10

PATRIOTS — Franklin, 36-yd. field goal, (4 plays, 0 yards). **BEARS** — Butler, 28-yd. field goal (8, 59). **BEARS** — Butler, 24-yd. field goal, (7, 7). **BEARS** — Suhey, 11-yd. run (Butler kick), (2, 13). **BEARS** — McMahon, 2-yd. run (Butler kick), (10, 59). **BEARS** — Butler, 24-yd. field goal, (11, 72). **BEARS** McMahon, 1-yd. run (Butler kick), (9, 96). **BEARS** — Phillips, 28-yd. interception return (Butler kick). **BEARS** — Perry, 1-yd. run (Butler kick), (6, 37). **PATRIOTS** — Fryar, 8-yd. pass from Grogan (Franklin kick), (12, 76). **BEARS** — Safety, Grogan tackled by Waechter.

Team Statistics	Patriots	Bears
First Downs	12	23
Total Net Yards	123	408
Rushes-Net Yards	11-17	49-167
Net Passing	116	241
Att-Comp	36-17	24-12
Had Intercepted	2	0
Punts-Average	6-43.8	4-43.3
Return Yardage	175	144
Penalties-Yards	5-35	7-40
Fumbles-Lost	4-4	3-2
Sacks-Yards	3-15	7-61
Possession Time	20:45	39:15

RUSHING

BEARS — Payton 22-61; Suhey 11-52; Gentry 3-15; Sanders 4-15; McMahon 5-14; Thomas 2-8; Perry 1-1; Fuller 1-1.

PATRIOTS — Collins 3-4; Weathers 1-3; Grogan 1-3; James 5-1; Hawthorne 1-(-4).

RECEIVING

BEARS — Gault 4-129; Gentry 2-41; Margerum 2-36; Suhey 1-24; Moorehead 2-22; Thomas 1-4.

PATRIOTS — Morgan 7-70; Starrng 2-39; Collins 2-19; Ramsey 2-16; James 1-6.

PASSING

BEARS — McMahon 12-20-256; Fuller 0-4-0.
PATRIOTS — Grogan 17-30-177, 2 ints; Eason 0-6-0.

INTERCEPTIONS

BEARS — Morrissey 1-47; Phillips 1-28.

SACKS

BEARS — Wilson 2-24; Dent 1.5-12; Hampton 1-10; Waechter 1-5; McMichael 1-5; Marshall .5-5.

PATRIOTS — Owens 2-4; Thomas 1-11.

1985 CHAMPIONSHIP GAME
BEARS 24, RAMS 0
 Soldier Field (63,522)
 January 12, 1986

LOS ANGELES	0	0	0	0 — 0
BEARS	10	0	7	7 — 24

BEARS — McMahon, 16-yd. run (Butler kick), (5 plays, 56 yards). **BEARS** — Butler, 34-yd. field goal, (7, 33). **BEARS** — Gault, 22-yard pass from McMahon (Butler kick), (9, 52). **BEARS** — Marshall, 52-yard fumble return (Butler kick).

Team Statistics	Rams	Bears
First Downs	9	13
Total Net Yards	130	232
Rushes-Net Yards	26-86	33-91
Net Passing	44	141
Att-Comp	31-10	25-16
Had Intercepted	1	0
Punts-Average	11-39.2	10-36.3
Return Yardage	92	40
Penalties-Yards	4-25	6-48
Fumbles-Lost	4-2	3-1
Sacks-Yards	3-20	3-22
Possession Time	25:33	34:27

RUSHING

BEARS — Payton 18-32; McMahon 4-28; Suhey 6-23; Gentry 2-9; Thomas 3-(-1).

RAMS — Dickerson 17-46; Redden 9-40.

RECEIVING

BEARS — Gault 4-56; Payton 7-48; Moorehead 2-28; McKinnon 1-17; Wrightman 1-8; Suhey 1-7.

RAMS — Hunter 3-29; Brown 2-14; Dickerson 3-10; Duckworth 1-8; Ellard 1-5.

PASSING

BEARS — McMahon 16-25-164, 1 TD.

RAMS — Brock 10-31-66, 1 int.

INTERCEPTIONS

BEARS — Frazier 1-(-3).

RAMS — None.

SACKS

BEARS — Dent 1-11; Perry 1-7; Hampton 1-4.

RAMS — Reed 2-13; Doss 1-7.

1985 NFC DIVISIONAL PLAYOFF BEARS 21, GIANTS 0

Soldier Field (62,076)

January 5, 1986

NEW YORK	0	0	0	0	—	0
BEARS	7	0	14	0	—	21

BEARS — Gayle, 5-yd. punt return (Butler kick).

BEARS — McKinnon, 23-yd. pass from McMahon (Butler kick), (5 plays, 41 yards).

BEARS — McKinnon, 20-yd. pass from McMahon (Butler kick), (3, 64).

Team Statistics	Giants	Bears
First Downs	10	17
Total Net Yards	181	363
Rushes-Net Yards	14-32	44-147
Net Passing	149	216
Att-Comp	35-14	21-11
Had Intercepted	0	0
Punts-Average	9-38.1	6-37.3
Return Yardage	104	48
Penalties-Yards	4-25	2-20
Fumbles-Lost	3-1	0-0
Sacks-Yards	0-0	6-60
Possession Time	22:46	37:14

RUSHING

BEARS — Payton 27-93; Suhey 6-33; McMahon 5-18; Thomas 4-11; Gentry 1-(-1); McKinnon 1-(-7).

GIANTS — Morris 12-32; Galbreath 1-9; Williams 1-(-9).

RECEIVING

BEARS — Gault 3-68; McKinnon 3-52; Wrightman 1-46; Gentry 1-41; Suhey 2-5; Payton 1-4.

GIANTS — Adams 3-65; Bavaro 4-36; B. Williams 1-33; Carpenter 3-24; McConkey 1-23; Johnson 1-17; Galbreath 1-11.

PASSING

BEARS — McMahon 11-21-216, 2 TDs

GIANTS — Simms 14-35-209.

SACKS

BEARS — Dent 3.5-38; Singletary 1-11; Fencik 1-5; Wilson .5-6.

GIANTS — None.

1984 NFC CHAMPIONSHIP 49ERS 23, BEARS 0

Candlestick Park (61,040)

January 6, 1985

BEARS	0	0	0	0	—	0
SAN FRANCISCO	3	3	7	10	—	23

49ERS — Wersching 21-yd. FG, (10 plays, 73 yards). **49ERS** — Wersching 22-yd. FG, (13, 65). **49ERS** — Wendell Tyler 10-yd. run (Wersching kick), (5, 35). **49ERS** — Solomon 10-yd. pass from Montana (Wersching kick), (8, 86). **49ERS** — Wersching 34-yd. FG, (8, 36).

Team Statistics	49ers	Bears
First Downs	25	13
Total Net Yards	387	186
Rushes-Net Yards	29-159	32-149
Net Passing	228	37
Att-Comp	35-19	22-13
Had Intercepted	2	1
Punts-Average	3-39.0	7-43.1
Return Yardage	84	84
Penalties-Yards	3-20	7-50
Fumbles-Lost	1-0	1-0
Sacks-Yards	9-50	3-8
Possession Time	28:07	31:53

RUSHING

BEARS — Payton 22-92; Fuller 6-39; Suhey 3-16; C. Thomas 1-2.

49ERS — Tyler 10-68; Craig 8-44; Montana 5-22; Harmon 3-18; Ring 2-5; Cavanaugh 1-2.

RECEIVING

BEARS — McKinnon 3-48; Moorehead 2-14; Suhey 4-11; Payton 3-11; Dunsmore 1-3.

49ERS — D. Clark 4-83; Solomon 7-73; Wilson 2-25; Tyler 2-22; Francis 2-20; Nehemiah 1-10; Harmon 1-3.

PASSING

BEARS — Fuller 13-22-87, 1 int.

49ERS — Montana 18-34-233, 1 TD, 2 int.; Cavanaugh 1-1-3.

INTERCEPTIONS

BEARS — Fencik 2-5.

49ERS — Hicks 1-0.

SACKS

BEARS — Wilson 1-2; Keys 1-0; McMichael .5-3; Hampton .5-3.

49ERS — Johnson 2-19; Carter 2-8; Board 1-8; Dean 1-4; Stuckey 1-2; Pillers .5-0; Williamson .5-0; Team 1-9.

1984 DIVISIONAL PLAYOFF BEARS 23, REDSKINS 19

RFK Stadium (55,431)
December 30, 1984

BEARS	0	10	13	0 — 23
WASHINGTON	3	0	14	2 — 19

REDSKINS — Moseley 25-yd. FG, (13 plays, 56 yards). **BEARS** — Thomas, 34-yd. FG, (6, 46). **BEARS** — Dunsmore 19-yd. pass from Payton (Thomas kick), (6, 65). **BEARS** — Gault 75-yd. pass from Fuller (kick failed), (2, 80). **REDSKINS** — Riggins 1-yd. run (Moseley kick), (10, 74). **BEARS** — McKinnon 16-yd. pass from Fuller (Thomas kick), (9, 77). **REDSKINS** — Riggins 1-yd. run (Moseley kick), (5, 36). **REDSKINS** — Finzer takes safety.

Team Statistics	Redskins	Bears
First Downs	22	13
Total Net Yards	336	310
Rushes-Net Yards	27-93	35-114
Net Passing	243	196
Att-Comp	42-22	17-10
Had Intercepted	1	0
Punts-Average	5-36.8	5-39.4
Return Yardage	29	17
Penalties-Yards	7-55	6-34
Fumbles-Lost	3-2	2-1
Sacks-Yards	5-34	7-49
Possession Time	29:36	30:24

RUSHING

BEARS — Payton 24-104; Suhey 7-7; Fuller 2-5; Thomas 1-5; Finzer 1-(-7).
REDSKINS — Riggins 21-50; Theismann 5-38; Washington 1-5.

RECEIVING

BEARS — Gault 1-75; McKinnon 4-72; Suhey 1-33; Dunsmore 1-19; C. Thomas 1-13; Payton 1-12; Moorehead 1-6.
REDSKINS — Monk 10-122; Didier 4-85; Muhammad 5-62; Washington 2-12; Warren 1-11.

PASSING

BEARS — Fuller 9-15-211, 2 TD; Payton 1-2-19.

REDSKINS — Theismann 22-42-292, 1 int.

INTERCEPTIONS

BEARS — Richardson 1-0.
REDSKINS — None.

SACKS

BEARS — Dent 3-23; Hampton 2-15; McMichael 1-6; Waechter 1-5.
REDSKINS — Milot 3.5-20; Manley 1-6; Grant 1-5.8.

1979 WILDCARD PLAYOFF EAGLES 27, BEARS 17

Veterans Stadium (69,397)
December 23, 1979

BEARS	7	10	0	0 — 17
PHILADELPHIA	7	3	7	10 — 27

EAGLES — Carmichael 17-yd. pass from Jaworski (Franklin kick), (5 plays, 26 yards). **BEARS** — Payton 2-yd. run (Thomas kick), (11, 82). **EAGLES** — Franklin 29-yd. FG, (12, 59). **BEARS** — Payton 1-yd. run (Thomas kick), (5, 47). **BEARS** — Thomas 30-yd. field goal, (4, 3). **EAGLES** — Carmichael 29-yd. pass from Jaworski (Franklin kick), (6, 67). **EAGLES** — Campfield 63-yd. pass from Jaworski (Franklin kick), (6, 80). **EAGLES** — Franklin 34-yd. FG, (6, 15).

Team Statistics	Eagles	Bears
First Downs	18	15
Total Net Yards	315	241
Rushes-Net Yards	37-139	29-99
Net Passing	176	142
Att-Comp	23-12	30-13
Had Intercepted	1	2
Punts-Average	4-40.5	6-39.8
Return Yardage	132	149
Penalties-Yards	4-46	4-35
Sacks-Yards	1-0	3-28
Possession Time	31:23	28:37

RUSHING

BEARS — Payton 16-67; Williams 10-23; McClendon 2-6; Phipps 1-3.
EAGLES — Montgomery 26-87; Leroy Harris 8-33; Jaworski 3-19.

PASSING

BEARS — Phipps 13-30-142, 2 int.
EAGLES — Jaworski 12-23-204, 3 TD, 1 int.

RECEIVING

BEARS — Payton 3-52; Watts 3-42; Baschnagel 3-38; Williams 2-4; Latta 2-6.
EAGLES — Carmichael 6-111; Campfield 2-70; Harris 1-15; Smith 1-8; Montgomery 2-0.

INTERCEPTIONS

BEARS — Ellis 1-25.
EAGLES — Howard 1-0; Edwards 1-5.

SACKS

BEARS — Hampton 2-18; Hartenstine 1-10.
EAGLES — Bunting .5-0; Johnson .5-0.

1977 DIVISIONAL PLAYOFF COWBOYS 37, BEARS 7

Texas Stadium (64,758)

December 26, 1977

BEARS	0	0	0	7 — 7
DALLAS	7	10	17	3 — 37

COWBOYS — Dennison, 2-yd. run (Herrera kick). **COWBOYS** — DePree, 28-yd. pass from Staubach (Herrera kick). **COWBOYS** — Herrera, 21-yd. FG. **COWBOYS** — Tony Dorsett, 23-yd. run (Herrera kick). **COWBOYS** — Herrera, 31-yd. FG. **COWBOYS** — Dorsett, 7-yd. run (Herrera kick). **COWBOYS** — Herrera, 27-yd. FG. **BEARS** — Schubert, 34-yd. pass from Avellini (Thomas kick).

Team Statistics	Cowboys	Bears
First Downs	20	15
Total Net Yards	365	224
Rushes-Net Yards	48-233	27-81
Net Passing	132	143
Att-Comp	14-8	25-15
Had Intercepted	1	4
Punts-Average	3-37.0	6-43.4
Return Yardage	158	177
Penalties-Yards	3-35	4-43
Fumbles-Lost	2-2	3-3
Sacks-Yards	3-34	2-2
Possession Time	33:21	26:39

RUSHING

BEARS — Payton 19-60; Harper 5-11; Earl 2-6; Avellini 1-4.
COWBOYS — Dorsett 17-85; Newhouse 16-80; Dennison 8-40; Staubach 4-25; Brinson 3-3.

PASSING

BEARS — Avellini 15-25-177, 1 TD, 4 int.
COWBOYS — Staubach 8-13-134, 1 TD, 1 int.; White 0-1-0, 1 int.

RECEIVING

BEARS — Schubert 5-69; Payton 3-33; Scott 3-29; Latta 2-25; Earl 1-15; Harper 1-6.
COWBOYS — Pearson 2-38; Dorsett 2-37; DuPree 1-28; Newhouse 1-13; Richards 1-12; Brinson 1-6.

INTERCEPTIONS

BEARS — Livers 1-8.
COWBOYS — Waters 3-53; Lewis 1-23.

SACKS

BEARS — Meyers 1-2; Buffone 1-0.
COWBOYS — Henderson 1-13; E. Jones 1-11; Martin 1-10.

1963 NFL CHAMPIONSHIP BEARS 14, GIANTS 10

Wrigley Field (45,801)

December 29, 1963

NEW YORK	7	3	0	0 — 10
BEARS	7	0	7	0 — 14

GIANTS — Gifford, 14-yd. pass from Tittle (Chandler kick). **BEARS** — Wade, 2-yd. run (Jencks kick). **GIANTS** — Chandler, 13-yd. FG. **BEARS** — Wade, 1-yd. run (Jencks kick).

Team Statistics	Giants	Bears
First Downs	17	14
Total Net Yards	268	222
Rushes-Net Yards	38-128	31-93
Net Passing	140	129
Att-Comp	30-11	28-10
Had Intercepted	5	0
Punts-Average	4-43.3	7-41.0
Penalties-Yards	3-25	5-35
Fumbles-Lost	2-1	2-2
Sacks-Yards	1-7	1-9

RUSHING

BEARS — Bull 13-42; Wade 8-34; Galimore 7-12; Marconi 3-5.
GIANTS — Morrison 18-61; King 9-39; McElhenny 7-19; Webster 3-7; Tittle 1-2.

PASSING

BEARS — Wade 10-28-138.
GIANTS — Tittle 11-29-147, 1 TD, 5 int.; Griffing 0-1-0.

RECEIVING

BEARS — Marconi 3-64; Ditka 3-38; Coia 1-22; Morris 2-19; Bull 1-(-5).
GIANTS — Thomas 2-46; Gifford 3-45; McElhenny 2-20; Morrison 3-18; Webster 1-18.

INTERCEPTIONS

BEARS — Morris 1-61; O'Bradovich 1-10; McRae 1-0; Petitbon 1-0; Whitsell 1-0.
GIANTS — None.

1956 NFL CHAMPIONSHIP**GIANTS 24, BEARS 7**

Yankee Stadium (56,836)

December 30, 1956

BEARS	0	7	0	0 — 7
NEW YORK	13	21	6	7 — 47

GIANTS — Triplett, 17-yd. run (Agajanian kick). **GIANTS** — Agajanian, 17-yd. FG. **GIANTS** — Agajanian, 43-yd. FG. **GIANTS** — Webster, 3-yd. run (Agajanian kick). **BEARS** — Casares, 9-yd. run (Blanda kick). **GIANTS** — Webster, 1-yd. run (Agajanian kick). **GIANTS** — Moore, fell on ball in end zone after Beck blocked Brown's punt (Agajanian kick). **GIANTS** — Rote, 9-yd. pass from Conerly (kick failed). **GIANTS** — Gifford, 14-yd. pass from Conerly (Agajanian kick).

Team Statistics	Giants	Bears
First Downs	16	20
Total Net Yards	348	259
Rushes-Net Yards	34-126	32-67
Net Passing	222	192
Att-Comp	20-11	47-20
Had Intercepted	0	2
Punts-Average	3-37.0	8-35.0
Penalties-Yards	6-40	4-50
Fumbles-Lost	3-2	2-2

RUSHING

BEARS — Casares 14-43; Caroline 7-10; Watkins 3-9; Blanda 1-4; Hoffman 1-3; Bingham 1-1; Brown 5-(-3).

GIANTS — Triplett 13-71; Gifford 5-30; Webster 12-27; Clatterbuck 1-0; Filipski 1-0; Moore 1-0; Connolly 1-(-2).

PASSING

BEARS — Brown 8-10-97, 1 int.; Blanda 12-27-140, 1 int.

GIANTS — Triplett 1-0-0; Clatterbuck 1-3-12; Conerly 7-10-195, 2 TDs; Heinrich 3-6-21.

RECEIVING

BEARS — Hill 6-87; Dooley 6-66; Casares 4-41; McColl 3-35; Caroline 1-8.

GIANTS — Gifford 4-131; Webster 5-76; Chandler 1-12; Rote 1-9.

INTERCEPTIONS

BEARS — None.

GIANTS — Patton 1-28; Svoboda 1-20.

1950 CONFERENCE CHAMPIONSHIP**RAMS 24, BEARS 14**

Los Angeles Coliseum (83,501)

December 17, 1950

BEARS	0	7	0	7 — 14
LOS ANGELES	3	14	7	0 — 24

RAMS — Waterfield, 43-yd. FG. **BEARS** — Campana, 23-yd. run (Lujack kick). **RAMS** — Fears, 43-yd. pass from Waterfield (Waterfield kick). **RAMS** — Fears, 68-yd. pass from Waterfield (Waterfield kick). **RAMS** — Fears, 27-yd. pass from Waterfield (Waterfield kick). **BEARS** — Morrison, 4-yd. run (Lujack kick).

Team Statistics	Rams	Bears
First Downs	4	12
Total Net Yards	371	422
Rushes-Net Yards	32-74	48-229
Net Passing	297	193
Att-Comp	31-16	29-15
Had Intercepted	1	3
Punts-Average	10-42.4	7-44.0
Penalties-Yards	8-74	5-45
Fumbles-Lost	1-1	2-0

RUSHING

BEARS — Gulyanics 15-94; Rykovich 14-67; Campana 4-29; Hoffman 5-16; Morrison 5-14; Huntsinger 2-7; Lujack 3-2

RAMS — Hoerner 7-18; Barry 8-16; Davis 8-15; UT Smith 3-12; Williams 1-6; Pasquariello 1-3; Waterfield 2-2; Towler 2-2.

PASSING

BEARS — Lujack 15-29-193, 3 int.

RAMS — Waterfield 14-21-280, 3 TDs, 1 int.; Van Brocklin 2-10-17..

RECEIVING

BEARS — Gulyanics 6-67; Keane 3-50; Morrison 2-4; Boone 1-13; Rykovich 1-8; Kavanaugh 1-6; Davis 1-5.

RAMS — Fears 7-198; Hirsch 2-46; UT Smith 1-35; Horner 1-9; Towler 1-7; Dais 3-6; Boyd 1-(-4).

INTERCEPTIONS

BEARS — McAfee 1-20.

RAMS — None.

FUTURE SUPER BOWLS

Super Bowl XXVII
Super Bowl XXVIII
Super Bowl XXIX
Super Bowl XXX

January 31, 1993
January 30, 1994
January 29, 1995
TBA, 1996

Rose Bowl, Pasadena, CA
Georgia Dome, Atlanta, GA
Joe Robbie Stadium, Miami, FL
Sun Devil Stadium, Tempe, AZ

1946 NFL CHAMPIONSHIP BEARS 24, GIANTS 14

Polo Grounds (58,346)

December 15, 1946

BEARS	14	0	0	10 — 24
NEW YORK	7	0	7	0 — 14

BEARS — Kavanaugh, 21-yd. pass from Luckman (Maznicki kick). **BEARS** — Magnani, 19-yd. interception return (Maznicki kick). **GIANTS** — Liebel, 38-yd. pass from Filchock (Strong kick). **GIANTS** — Filipowicz, 5-yd. pass from Filchock (Strong kick). **BEARS** — Luckman, 19-yd. run (Maznicki kick). **BEARS** — Maznicki, 26-yd. FG.

Team Statistics	Giants	Bears
First Downs	6	5
Total Net Yards	248	245
Rushes-Net Yards	33-120	40-101
Net Passing	128	144
Att-Comp	26-9	22-9
Had Intercepted	6	2
Punts-Average	4-31.7	7-41.4
Penalties-Yards	6-70	9-102
Fumbles-Lost	3-1	2-1

RUSHING

BEARS — Gallemeau 6-24; B. Osmanski 9-23; J. Osmanski 8-20; Perkins 4-18; Luckman 4-18; McLean 3-6; McAfee 6-2.

GIANTS — Frank 6-55; Filipowicz 9-20; Filchock 10-19; Livingston 4-19; Doolen 1-4; Reagan 3-3.

PASSING

BEARS — Luckman 9-22-144, 1 TD, 2 int.
GIANTS — Filchock 9-26-128, 2 TDs, 6 int.

RECEIVING

BEARS — McAfee 4-57; Kavanaugh 2-53; Keane 2-25; Sprinkle 1-9.

GIANTS — Filipowicz 2-41; Poole 4-40; Liebel 1-38; Doolen 1-11; Gorgone 1-(-2).

INTERCEPTIONS

BEARS — Magnani 2-49; McAfee 2-14; Turner 1-18; Luckman 1-3.

GIANTS — Livingston 2-10.

1943 NFL CHAMPIONSHIP BEARS 41, REDSKINS 21

Wrigley Field (34,320)

December 26, 1943

WASHINGTON	0	7	7	7 — 21
BEARS	0	14	13	14 — 41

REDSKINS — Farkas, 1-yd. run (Masterson kick). **BEARS** — Nagurski, 3-yd. run (Snyder kick). **BEARS** — Clark, 31-yd. pass from Luckman (Snyder kick). **BEARS** — Magnani, 36-yd. pass from Luckman (Snyder kick). **BEARS** — Magnani, 66-yd. pass from Luckman (kick failed). **REDSKINS** — Farkas, 17-yd. pass from Baugh (Masterson kick). **BEARS** — Benton, 26-yd. pass from Luckman (Snyder kick). **BEARS** — Clark, 16-yd. pass from Luckman (Snyder kick). **REDSKINS** — Aguirre, 25-yd. pass from Baugh (Aguirre kick).

Team Statistics	Redskins	Bears
First Downs	11	14
Total Net Yards	249	455
Rushes-Net Yards	27-50	44-169
Net Passing	199	286
Att-Comp	24-11	27-15
Had Intercepted	4	0
Punts-Average	5-40.8	5-32.0
Penalties-Yards	3-35	8-81
Fumbles-Lost	2-2	0-0

RUSHING

BEARS — Luckman 8-64; Nagurski 11-34; Nolting 7-30; Clark 9-21; Famiglietti 3-9; Magnani 2-6; Snyder 2-4; Vodicka 1-3; McLean 1-(-2).

REDSKINS — Farkas 11-36; Seño 4-17; Seymore 3-4; Moore 4-0; Cafego 5-(-7).

PASSING

BEARS — Luckman 15-26-286, 5 TDs; Snyder 0-1-0.

REDSKINS — Baugh 8-12-123, 2 TDs, 1 int.; Cafego 3-12-76, 3 int.

RECEIVING

BEARS — Macnicki 4-122; Clark 3-47; Wilson 3-29; McLane 1-29; Benton 1-29; Pool 2-21; Nagurski 1-9.

REDSKINS — Moore 5-108; Aguirre 1-25; Diasecky 1-22; Farkas 1-17; Lapka 1-16; Masterson 1-16; Seño 1-(-5).

INTERCEPTIONS

BEARS — Luckman 2-39; McLane 1-22; Turner 1-7.

REDSKINS — None.

1942 NFL CHAMPIONSHIP REDSKINS 14, BEARS 6

Griffith Stadium (36,006)
December 13, 1942

BEARS	0	6	0	0 — 6
WASHINGTON	0	7	7	0 — 14

BEARS — Artoe, 50-yd. fumble return (kick failed). **REDSKINS** — Moore, 38-yd. pass from Baugh (Masterson kick). **REDSKINS** — Farkas, 1-yd. (Masterson kick).

Team Statistics	Redskins	Bears
First Downs	5	4
Total Net Yards	166	199
Rushes-Net Yards	36-101	41-69
Net Passing	65	130
Att-Comp	13-5	20-10
Had Intercepted	2	3
Punts-Average	6-52.5	6-42.0
Penalties-Yards	4-26	7-47
Fumbles-Lost	1-0	2-1

RUSHING

BEARS — Osmanski 12-32; Nolting 8-25; Famiglietti 8-15; Maznicki 4-11; Gallameau 2-9; McLean 2-5; Petty 3-0.

REDSKINS — Farkas 12-43; Seymour 14-41; Hare 4-7; Todd 3-7; Baugh 2-6; Masterson 1-(-3).

PASSING

BEARS — Luckman 5-12-2, 2 TDs, 2 int.; O'Rourke 5-7-128; Maznicki 0-1-0.

REDSKINS — Baugh 5-13-65, 1 TD, 2 int.

RECEIVING

BEARS — McLean 4-46; Maznicki 1-40; Noweskey 1-31; Siegel 2-11; Nolting 1-11.

REDSKINS — Moore 2-39; Todd 1-10; Cifers 1-8; Masterson 1-8

INTERCEPTIONS

BEARS — Nolting 1-0; O'Rourke 1-0.

REDSKINS — Moore 1-14; Baugh 1-0; Hare 1-0.

1941 NFL CHAMPIONSHIP BEARS 37, GIANTS 9

Wrigley Field (13,341)
December 21, 1941

NEW YORK	6	0	0	3 — 9
BEARS	3	6	14	14 — 37

BEARS — Snyder, 14-yd. FG. **GIANTS** — Franck, 31-yd. pass from Leemans (kick failed). **BEARS** — Snyder, 39-yd. FG. **BEARS** — Snyder, 37-yd. FG. **GIANTS** — Cuff, 16-yd. FG. **BEARS** — Standlee, 2-yd. run (Snyder kick). **BEARS** — Standlee, 7-yd. run (Maniaci kick). **BEARS** — McAfee 5-yd. run (Artoe kick). **BEARS** — Kavanaugh, 42-yd. fumble return (McLean kick).

Team Statistics	Giants	Bears
First Downs	8	20
Total Net Yards	157	389
Rushes-Net Yards	25-84	56-207
Net Passing	73	182
Att-Comp	15-3	19-11
Had Intercepted	3	0
Punts-Average	5-38.6	2-53.5
Penalties-Yards	2-31	10-80
Fumbles-Lost	2-2	3-1

RUSHING

BEARS — Standlee 17-89; McAfee 14-81; McLane 3-17; Osmanski 5-15; Nolting 4-13; Gallameau 7-6; Maniaci 3-3; Bussey 1-(-2); Snyder 1-(-3); Luckman 1-(-12).

GIANTS — Leemans 9-52; Franck 2-30; Yeager 2-7; Soar 6-1; Cuff 3-0; Eshmont 1-0; Eakin 1-(-1); Marefus 1-(-5).

PASSING

BEARS — Luckman 9-12-160; Snyder 1-6-14; Burse 1-1-8.

GIANTS — Leemans 3-9-73, 1 TD, 3 int.; Soar 0-4-0; Eshmont 0-1-0; Franck 0-1-0.

RECEIVING

BEARS — Plasman 2-48; McAfee 2-42; Standlee 2-34; Siegel 1-26; Kavanaugh 1-14; Maniaci 1-8; Nowaskey 1-5; McLane 1-5.

GIANTS — Cuff 2-42; Franck 1-31.

INTERCEPTIONS

BEARS — Standlee 1-11; Turner 1-6; Fortman 1-2.

GIANTS — None.

1941 CONFERENCE CHAMPIONSHIP

BEARS 33, PACKERS 14

Wrigley Field (43,425)

December 14, 1941

GREEN BAY	7	0	7	0—14
BEARS	6	24	0	3—33

PACKERS — Hinkle, 1-yd. run (Hutson kick).
BEARS — Gallarneau, 81-yd. punt return (kick blocked). **BEARS** — Snyder, 24-yd. FG. **BEARS** — Standlee, 3-yd. run (Stydahar kick). **BEARS** — Standlee, 2-yd. run (Stydahar kick). **BEARS** — Swisher, 9-yd. run (Stydahar kick). **PACKERS** — Van Every, 10-yd. pass from Isbell (Hutson kick). **BEARS** — Snyder, 26-yd. FG.

Team Statistics	Packers	Bears
First Downs	12	14
Total Net Yards	255	325
Rushes-Net Yards	36-33	48-277
Net Passing	222	48
Att-Comp	27-11	12-5
Had Intercepted	2	0
Punts-Average	4-28.68	6-38.0
Penalties-Yards	3-46	12-128
Fumbles-Lost	3-3	5-3

RUSHING

BEARS — McAfee 14-119; Standlee 15-79; Swisher 5-38; Gallarneau 3-11; Nolting 3-9; Osmanski 2-8; McLane 2-7; Maniaci 3-3; Luckman 1-3.

PACKERS — Hinkle 9-17; Canadeo 5-7; Paswkvian 2-7; Van Every 6-6; Jankowski 3-4; Isbell 11-(-8).

PASSING

BEARS — Luckman 4-9-41; Snyder 1-3-7.
PACKERS — Isbell 8-19-107, 1 TD; Van Every 2-6-75, 1 int.; Canadeo 1-2-40, 1 int.

RECEIVING

BEARS — McAfee 2-27; Wilson 1-15; Nowaskey 1-7; Siegal 1-(-1).

PACKERS — Frutig 3-75; Rideick 1-45; Mulleneaux 1-30; Van Every 2-24; Jankowski 1-19; Hudson 1-19; Buhler 1-8; Rohrig 1-2.

INTERCEPTIONS

BEARS — Wilson 2-9.

PACKERS — None.

1940 NFL CHAMPIONSHIP

BEARS 73, REDSKINS 0

Griffith Stadium (36,034)

December 8, 1940

BEARS	21	7	26	19—73
WASHINGTON	0	0	0	0—0

BEARS — Osmanski, 68-yd. run (Manders kick).
BEARS — Luckman, 1-yd. run (Snyder kick).
BEARS — Maniaci, 42-yd. run (Martinovich kick). **BEARS** — Kavanaugh, 30-yd. pass from Luckman (Snyder kick). **BEARS** — Hampton Pool, 15-yd. interception return (Plasman kick).
BEARS — Nolting, 23-yd. run (kick failed).
BEARS — McAfee, 34-yd. interception return (Stydahar kick). **BEARS** — Turner, 24-yd. interception return (kick failed). **BEARS** — Clark, 44-yd. run (kick failed). **BEARS** — Famiglietti, 2-yd. run (Maniaci pass from Sherman). **BEARS** — Clark, 1-yd. run (pass failed).

Team Statistics	Redskins	Bears
First Downs	17	17
Total Net Yards	245	501
Rushes-Net Yards	14-22	57-382
Net Passing	223	119
Att-Comp	51-20	10-7
Had Intercepted	8	0
Punts-Average	3-41.3	2-46.0
Penalties-Yards	8-70	3-25
Fumbles-Lost	4-1	2-1

RUSHING

BEARS — Osmanski 10-109; Clark 8-73; Nolting 13-68; Maniaci 6-60; McAfee 7-33; McLean 2-22; Famiglietti 4-20; Nowaskey 1-6; Luckman 1-1; Manders 2-1; Snyder 1-(-5); Sherman 2-(-6).
REDSKINS — Filchock 2-20; Seymour 4-16; Justice 1-1; Johnston 5-0; Zimmerman 2-(-15).

PASSING

BEARS — Luckman 3-4-88, 1 TD; Snyder 3-3-31; Sherman 1-2-0; McAfee 0-1-0.
REDSKINS — Baugh 10-17-102; Filchock 7-23-187; 5 int.; Zimmerman 3-11-34, 1 int.

RECEIVING

BEARS — Maniaci 3-39; Swisher 1-35; Kavanaugh 2-32; Mihal 1-13.
REDSKINS — Millner 5-84; Malone 2-58; Masterson 3-33; Johnston 3-15; Farkas 1-14; Moore 1-8; Seymour 1-7; Hoffman 2-6; Justice 1-3; McChesney 1-(-5).

INTERCEPTIONS

BEARS — McAfee 1-35; Maniaci 2-26; Turner 1-20; Pool 1-15; Nolting 1-10; McLean 1-0; Osmanski 1-0.

REDSKINS — None.

1937 NFL CHAMPIONSHIP REDSKINS 28, BEARS 21

Wrigley Field (15,870)
December 12, 1937

WASHINGTON	7	0	7	14	— 28
BEARS	7	7	7	0	— 21

REDSKINS — Battles, 7-yd. run (Smith kick). **BEARS** — Manders, 10-yd. run (Manders kick). **BEARS** — Manders, 37-yd. pass from Masterson (Manders kick). **REDSKINS** — Millner, 55-yd. pass from Baugh (Smith kick). **BEARS** — Manske, 3-yd. pass from Masterson (Manders kick). **REDSKINS** — Millner, 77-yd. pass from Baugh (Smith kick). **REDSKINS** — Justice, 35-yd. pass from Baugh (Smith kick).

Team Statistics	Redskins	Bears
First Downs	18	11
Total Net Yards	441	335
Rushes-Net Yards	35-70	38-128
Net Passing	371	207
Att-Comp	40-22	31-8
Had Intercepted	3	3
Punts-Average	7-24.9	6-49.5
Penalties-Yards	1-5	1-15
Fumbles-Lost	3-3	3-1

RUSHING

BEARS — Manders 11-73; Nagurski 9-48; Nolting 10-31; Rentner 1-(-1); Buivid 3-(-6); Ronzani 2-(-8); Masterson 2-(-9).

REDSKINS — Battles 17-53; Irwin 10-35; Baugh 4-6; Kraus 1-4; Justice 1-3; R. Smith 1-(-14); Young 1-(-17).

PASSING

BEARS — Masterson 4-18-130, 2 TDs, 2 int.; Buivid 3-12-42, 1 int.; Molesworth 1-1-35.

REDSKINS — Baugh 18-33-335, 3 TDs, 1 int.; Beetles 3-5-20, 1 int.; R. Smith 1-2-16, 1 int.

RECEIVING

BEARS — Manske 2-5-52; Plasman 2-44; McDonald 2-39; Manders 1-37; Rentner 1-32.

REDSKINS — Millner 9-160; Battles 3-80; Justice 3-63; Malone 3-23; R. Smith 2-20; Pinckert 1-18; Irwin 1-7.

INTERCEPTIONS

BEARS — Manders 1-27; Ronzatti 1-16; (Unknown) 1-0.

REDSKINS — Battles 1-16; (Unknown #1) 1-xx; (Unknown #2) 1-0.

1934 NFL CHAMPIONSHIP GIANTS 30, BEARS 13

Polo Grounds (35,059)
December 9, 1934

BEARS	0	10	3	0	— 13
NEW YORK	3	0	0	27	— 30

GIANTS — Strong, 38-yd. FG. **BEARS** — Nagurski, 1-yd. run (Manders kick). **BEARS** — Manders, 17-yd. FG. **BEARS** — Manders, 24-yd. FG. **GIANTS** — Frankian, 28-yd. pass from Danowski (Strong kick). **GIANTS** — Strong, 42-yd. run (Strong kick). **GIANTS** — Strong, 11-yd. run (kick failed). **GIANTS** — Danowski, 9-yd. run (Molenda kick).

Team Statistics	Giants	Bears
First Downs	12	10
Total Net Yards	276	165
Rushes-Net Yards	37-173	46-89
Net Passing	103	76
Att-Comp	12-7	15-6
Had Intercepted	2	3
Punts-Average	6-45.6	9-40.6
Penalties-Yards	0-0	4-30
Fumbles-Lost	5-2	5-0

RUSHING

BEARS — Nagurski 24-68; Molesworth 16-18; Manders 1-3; Brumbaugh 1-1; Sisk 1-0; Ronzani 3-(-1).

GIANTS — Strong 9-94; Danowski 20-59; McBride 2-10; Molenda 2-6; Richards 4-4.

PASSING

BEARS — Molesworth 4-9-60, 1 int; Ronzani 1-2-8, 1 int; Brumbaugh 0-3-0, 1 int.; Nagurski 1-1-8.

GIANTS — Danowski 6-11-83, 1 TD, 2 TDs; Strong 1-1-20.

RECEIVING

BEARS — Hewitt 2-30; Ronzani 1-23; Karr 1-8; Brumbaugh 1-8; Nagurski 1-7.

GIANTS — Burnett 2-30; Flaherty 2-28; Frankian 1-28; Strong 2-17.

INTERCEPTIONS

BEARS — Ronzani 1-16; Kawai 1-0.

GIANTS — Melinda 1-10; Danowski 1-0; Franklin 1-0.

1933 NFL CHAMPIONSHIP
BEARS 23, GIANTS 21
 Wrigley Field (26,000)
 December 17, 1933

1932 PLAYOFF
BEARS 9, SPARTANS 0
 Chicago Stadium (11,198)
 December 18, 1932

NEW YORK	0	7	7	7	— 21
BEARS	3	3	10	7	— 23

PORTSMOUTH	0	0	0	0	— 0
BEARS	0	0	0	9	— 9

BEARS — Manders, 16-yd. FG. **BEARS** — Manders, 40-yd. FG. **GIANTS** — Badgro, 29-yd. pass from Newman (Strong kick). **BEARS** — Manders, 28-yd. FG. **GIANTS** — Krause, 1-yd. run (Strong). **BEARS** — Karr, 8-yd. pass from Nagurski (Manders kick). **GIANTS** — Strong, 8-yd. pass from Newman (Strong kick). **BEARS** — Karr, 19-yd. lateral from Hewitt after 14-yd. pass from Nagurski (Brumbaugh kick).

Team Statistics	Giants	Bears
First Downs	13	12
Total Net Yards	307	311
Rushes-Net Yards	25-99	49-161
Net Passing	208	150
Att-Comp	20-14	16-7
Had Intercepted	1	1
Punts-Average	13-29.4	10-39.8
Penalties-Yards	3-15	8-40
Fumbles-Lost	0-0	0-0

RUSHING

BEARS — Ronzani 12-73; Nagurski 13-64; Grange 6-24; Manders 6-16; Molesworth 7-(-7); Corbett 5-(-9).

GIANTS — Richards 5-40; Strong 8-35; Newman 5-11; Clancy 3-7; Burnett 2-3; Krause 2-3.

PASSING

BEARS — Corbet 2-3-79; Nagurski 2-2-42, 2 TDs; Molesworth 2-5-24; Ronzani 1-4-5; Brumbaugh 0-2-0, 1 int.

GIANTS — Newman 13-19-209, 2 TDs, 1 int.; Strong 1-1-(-1).

RECEIVING

BEARS — Brumbaugh 3-88; Karr 1-39; Ronzani 1-15; Molesworth 1-5; Hewitt 1-3.

GIANTS — Burnett 5-94; Badgro 2-38; Flaherty 2-28; Richards 1-16; Krause 1-13; Cambell 1-12; Strong 1-8; Newman 1-(-1).

INTERCEPTIONS

BEARS — Grange 1-11.

GIANTS — Krause 1-13.

This was the first post-season game in NFL history. The title showdown resulted from an impromptu decision between George Halas, owner and coach of the Bears, and Harry Snyder, owner of the Portsmouth Spartans. With both teams having successful seasons and no post-season format in place, the two decided to schedule a game in case of a tie.

Cold weather and a snowstorm hit Chicago the week before the game, and the contest was moved indoors to Chicago Stadium — current home of Chicago Bulls and Blackhawks. The field had to be modified, and the length was reduced to 80 yards, the field narrowed to 145 feet, and endzones had semi-circle end lines. Dirt already covered the floor, as the circus had just left town.

Rules were altered prohibiting field goals and allowing kickoffs from the 10-yard line. Since stands boarded the sideline, it was agreed that the ball would be moved in 10 yards instead of the then-normal one yard, and a down would be taken away to negate this advantage.

With only 60 yards between the goal lines, defenses were pulled in towards the line of scrimmage, and there were few long runs through a scoreless three periods.

Early in the fourth quarter Dick Nesbitt of the Bears intercepted a pass from reserve halfback Ace Gutowski. Nesbitt ran out-of-bounds at the Chicago seven, and with the adjusted rule, the Bears offense took over with second-and-goal.

Fullback Bronko Nagurski rushed to the one-yard line before being thrown for a yard loss bringing up fourth-and-goal from the two. Nagurski took the handoff and ran towards the line of scrimmage; but at the last instant he stopped, jumped, and threw the ball to an uncovered Red Grange for a touchdown.

Portsmouth claimed the pass was illegal because, under 1932 rules, all passes had to be thrown from at least five yard behind the line of scrimmage. The referee refused to change the call, and Paul Engebretsen added the extra point. The victory was sealed when Portsmouth punter Mule Wilson mishandled a snap and the ball rolled through the endzone for a safety.

From this game two major rule changes were adopted which would greatly open up the style of football. First, the ball would regularly be placed 10 yards from the sideline on out-of-bounds plays—creating the first hashmarks. Second, the rule requiring a passer to be five-yards behind the line was removed, and passes were allowed from anywhere behind the line.

BEARS INDIVIDUAL PLAYOFF RECORDS

SERVICE

Games

- 12 Mark Bortz, 1983-91
Dennis Gentry, 1982-91
Dan Hampton, 1979-90
Jay Hilgenberg, 1981-91
Steve McMichael, 1981-91
Ron Rivera, 1984-91
Mike Singletary, 1981-91
Keith Van Horne, 1981-91
- 11 Jim Covert, 1983-90
- 10 Kevin Butler, 1985-91
Richard Dent, 1983-91
Jim Morrissey, 1985-91
Tom Thayer, 1985-91

Starts

- 12 Mark Bortz, 1983-91
Jay Hilgenberg, 1981-91
Mike Singletary, 1981-91
Keith Van Horne, 1981-91
- 11 Jim Covert, 1983-90
Dan Hampton, 1979-90
Steve McMichael, 1981-91
- 10 Richard Dent, 1983-91
Tom Thayer, 1985-91

SCORING

Points, career

- 66 Kevin Butler, 1985-91
- 33 Jack Manders, 1933-41
- 24 Dennis McKinnon, 1983-85, 87-89
Harry Clark, 1940-43
Norm Standlee, 1941

Points, game

- 15 Jack Manders, vs. Wash., 12/12/37
- 14 Kevin Butler, vs. NE, 1/26/86
- 12 Jim McMahon, vs. NYG, 1/5/86
Dennis McKinnon, vs. NE, 1/26/86
Walter Payton, at Phil., 12/23/79

Touchdowns, career

- 4 Dennis McKinnon, 1983-85; 87-89
Norm Standlee, 1941
Harry Clark, 1940-43
- 3 Willie Gault, 1983-87
Jim McMahon, 1982-88
Ken Kavanaugh, 1940-48
Dante Magnini, 1942-45

Touchdowns, game

- 2 Jim McMahon, vs. NE, 1/26/86
Dennis McKinnon, vs. NYG, 1/5/86
Walter Payton, at Phil., 12/23/79
Bill Wade, vs. NYG, 12/29/63
Dante Magnini, vs. Wash., 12/26/43
Harry Clark, at Wash., 12/8/40; vs. Wash., 12/26/43
Norm Standlee, vs. GB, 12/14/41; vs. NYG, 12/21/41
Jack Manders, vs. Wash., 12/12/37
Bill Karr, vs. NYG, 12/17/33

Field goals, career

- 16 Kevin Butler, 1985-91
- 5 Jack Manders, 1933-41
Bob Snyder, 1939-43
- 2 Bob Thomas, 1975-84

Field goals, game

- 3 Kevin Butler, vs. NO, 1/6/91
Kevin Butler, vs. NE, 1/26/86
Bob Snyder, vs. NYG, 12/21/41
Jack Manders, vs. NYG, 12/17/33
- 2 Kevin Butler, vs. Phil., 12/31/88; vs. Wash., 1/3/87; vs. Dal 12/29/91
Bob Snyder, vs. GB, 12/14/41
Jack Manders, at NYG, 12/9/34

Field goal, long

- 46 Kevin Butler, vs. Phil., 12/31/88
- 43 Kevin Butler, vs. Dal., 12/29/91
- 41 Kevin Butler, vs. Wash., 1/3/87

RUSHING

Attempts, career

- 180 Walter Payton, 1975-87
- 81 Neal Anderson, 1986-91
- 57 Bronko Nagurski, 1930-38

Attempts, game

- 27 Neal Anderson, vs. NO, 1/6/91
Walter Payton, vs. NYG, 1/5/86
- 24 Walter Payton, at Wash., 12/30/84
Bronko Nagurski, at NYG, 12/9/34
- 22 Walter Payton, vs. NE, 1/26/86; at SF, 1/6/85

Yards, career

- 632 Walter Payton, 1975-87
- 279 Neal Anderson, 1986-91
- 235 George McAfee, 1940-47

Yards, game

- 119 George McAfee, vs. GB, 12/14/41
- 109 Bill Osmakski, at Wash., 12/8/40
- 104 Walter Payton, at Wash., 12/30/84

* NFL Record

† Tied NFL Record

Touchdowns, career

- 4 Norm Standlee, 1941
- 3 Jim McMahon, 1982-88
- 2 Walter Payton, 1975-87
- Sid Luckman, 1931-50
- Bronko Nagurski, 1930-38
- Harry Clark, 1940-43
- Bill Wade, 1961-67

Touchdown, game

- 2 Jim McMahon, vs. NE, 1/26/86
- Walter Payton, at Phil., 12/23/79
- Bill Wade, vs. NYG, 12/29/63
- Norm Standlee, vs. GB, 12/14/41; vs. NYG, 12/21/41
- Harry Clark, at Wash., 12/8/40

Long

- 68 Bill Osmanski, at Wash., 12/8/40
- 58 Thomas Sanders, vs. Phil., 12/31/88
- 44 Harry Clark, at Wash., 12/8/40

PASSING

Attempts, career

- 127 Jim McMahon, 1982-88
- 93 Mike Tomczak, 1985-90
- 85 Sid Luckman, 1939-50

Attempts, game

- 44 **Jim Harbaugh, vs. Dal., 12/29/91**
- 36 Mike Tomczak, at NYG, 1/13/91
- 31 Doug Flutie, vs. Wash., 1/3/87

Completions, career

- 70 Jim McMahon, 1982-88
- 45 Mike Tomczak, 1985-90
- Sid Luckman, 1939-50
- 22 Steve Fuller, 1984-87
- Jim Harbaugh, 1987-91**

Completions, game

- 22 **Jim Harbaugh, vs. Dal., 12/29/91**
- 17 Mike Tomczak, at NYG, 1/13/91
- 16 Jim McMahon, vs. Rams, 1/12/86

Yards, career

- 967 Jim McMahon, 1982-88
- 721 Sid Luckman, 1939-50
- 598 Mike Tomczak, 1985-90

Yards, game

- 286 Sid Luckman, vs. Wash., 12/26/43
- 256 Jim McMahon, vs. NE, 1/26/86
- 218 **Jim Harbaugh, vs. Dal., 12/29/91**

Touchdowns, career

- 9 Sid Luckman, 1939-50
- 4 Jim McMahon, 1982-88
- 2 Mike Tomczak, 1985-90
- Steve Fuller, 1984-87
- Bernie Masterson, 1934-40
- Bronko Nagurski, 1930-38

Touchdowns, game

- 5 Sid Luckman, vs. Wash., 12/26/43
- 2 Jim McMahon, vs. NYG, 1/5/86
- Steve Fuller, at Wash., 12/30/84
- Sid Luckman, at Wash., 12/13/42
- Bernie Masterson, vs. Wash., 12/12/37
- Bronko Nagurski, vs. NYG, 12/17/33

Interceptions, career

- 5 Mike Tomczak, 1985-90
- 4 Jim McMahon, 1982-88
- Bob Avellini, 1975-84
- Sid Luckman, 1939-50
- 3 Johnny Lujack, 1948-51

Interceptions, game

- 4 Bob Avellini, at Dal., 12/26/77
- 3 Mike Tomczak, vs. Phil., 12/31/88
- Jim McMahon, vs. Wash., 1/10/88
- Johnny Lujack, at Rams, 12/17/50
- 2 **Jim Harbaugh, vs. Dal., 12/29/91**
- Mike Tomczak, at NYG, 1/13/91
- Doug Flutie, vs. Wash., 1/3/87
- Mike Phipps, at Phil., 12/23/79
- Sid Luckman, at NYG, 12/15/46
- Sid Luckman, at Wash., 12/13/42
- Bernie Masterson, vs. Wash., 12/12/37

Long

- 75 Steve Fuller, at Wash., 12/30/84
- 67 George Corbett, vs. NYG, 12/17/33
- 66 Sid Luckman, vs. Wash., 12/26/43

RECEIVING

Receptions, career

- 22 Walter Payton, 1975-87
- 20 Dennis McKinnon, 1983-85; 87-88
- 18 Willie Gault, 1983-87

Receptions, game

- 9 **Tom Waddle, vs. Dal., 12/29/91**
- 7 **Wendell Davis, vs. Dal., 12/29/91**
- Walter Payton, vs. Rams, 1/12/86
- 6 Jim Dooley, at NYG, 12/30/56
- Harlon Hill, at NYG, 12/30/56
- George Gulyanics, at Rams, 12/17/50

Yards, career

- 454 Willie Gault, 1983-87
- 345 Dennis McKinnon, 1983-85; 87-88
- 179 **Wendell Davis, 1988-91**

Yards, game

- 129 Willie Gault, vs. NE, 1/26/86
- 122 Dante Magnini, vs. Wash., 12/26/43
- 108 Dennis McKinnon, vs. Phil., 12/31/88

Touchdowns, career

- 4 Dennis McKinnon, 1983-85; 87-89
- 3 Willie Gault, 1983-88
- 2 Ken Kavanaugh, 1940-48
- Dante Magnani, 1942-45
- Harry Clark, 1940-43

Touchdown, game

- 2 Dennis McKinnon, vs. NYG, 1/5/86
- Harry Clark, vs. Wash., 12/26/43
- Dante Magnani, vs. Wash., 12/26/43

Long

- 75 Willie Gault, at Wash., 12/30/84
- 67 Carl Brumbaugh, vs. NYG, 12/17/33
- 66 Dante Magnani, vs. Wash., 12/26/43

PUNTING

Punts, career

- 29 Maury Buford, 1985-86; 89-91
- 22 Sid Luckman, 1939-50
- 14 Keith Molesworth, 1931-38

Punts, game

- 10 Maury Buford, vs. Rams, 1/12/86
- Keith Molesworth, vs. NYG, 12/17/33
- 7 Bryan Wagner, vs. SF, 1/8/89
- Dave Finzer, at SF, 1/5/85
- Bobby Joe Green, vs. NYG, 12/29/63
- Ed Brown, at NYG, 12/30/56
- Fred Morrison, at Rams, 12/17/50
- Sid Luckman, at NYG, 12/15/46
- 6 Maury Buford, vs. NYG, 1/5/86
- Bob Parsons, at Phil., 12/23/79; at Dal., 12/26/77
- Sid Luckman, at Wash., 12/13/42

Yards, career

- 1,112 Maury Buford, 1985-86; 89-91
- 900 Sid Luckman, 1939-50
- 494 Dave Finzer, 1984

Yards, game

- 398 Keith Molesworth, vs. NYG, 12/17/33
- 363 Maury Buford, vs. Rams, 1/12/86
- 308 Fred Morrison, at Rams, 12/17/50

Average, game (4+punts)

- 44.8 Ray Nolting, at Wash., 12/12/37
- 44.0 Fred Morrison, at Rams, 12/17/50
- 43.4 Bob Parsons, at Dal., 12/26/77

Long

- 62 Sam Francis, vs. Wash., 12/12/37
- 61 George McAfee, vs. GB, 12/21/41
- 58 Keith Molesworth, vs. NYG, 12/17/33
- Since 1960:
- 55 Maury Buford, vs. Rams, 1/12/86
- Dave Finzer, at SF, 1/5/85

PUNT RETURNS

Returns, career

- 11 Keith Ortego, 1985-87
- 9 George McAfee, 1940-47
- 7 Keith Molesworth, 1931-38

Returns, game

- 6 George McAfee, at Rams, 12/17/50
- 5 Keith Ortego, vs. NYG, 1/5/86
- Lew Barnes, vs. Wash., 1/3/87
- 4 Keith Ortego, vs. Rams, 1/12/86
- Keith Molesworth, at NYG, 12/9/34

Yards, career

- 108 George McAfee, 1940-47
- 100 Keith Molesworth, 1931-38
- 94 Hugh Gallarneau, 1941-46
- Since 1960:
- 63 Keith Ortego, 1985-87

Yards, game

- 81 Hugh Gallarneau, vs. GB, 12/14/41
- 79 George McAfee, at Rams, 12/17/50
- 67 Keith Molesworth, at NYG, 12/9/34
- Since 1960:
- 27 Lew Barnes, vs. Wash., 1/3/87

Touchdowns, career

- 1 Shaun Gayle (5 yards), vs. NYG, 1/5/86
- Hugh Gallarneau (81 yards), vs. GB, 12/14/41

Long

- 81 Hugh Gallarneau, vs. GB, 12/14/41
- 28 Keith Molesworth, at NYG, 12/9/34
- 24 Sid Luckman, vs. Wash., 12/26/43
- Since 1960:
- 23 Lew Barnes, vs. Wash., 1/3/87

KICKOFF RETURNS

Attempts, career

- 17 Dennis Gentry, 1982-91
- 10 Willie Gault, 1983-87
- 7 Len Walterscheid, 1977-82
- Don Bingham, 1956

Attempts, game

- 7 Don Bingham, at NYG, 12/30/56
- 4 Dennis Gentry, vs. Phil., 12/31/88
- Willie Gault, vs. NE, 1/26/86
- Len Walterscheid, at Dal., 12/26/77
- 3 Last: Darren Lewis, vs. Dal., 12/29/91

Yards, career

- 435 Dennis Gentry, 1982-91
- 191 Willie Gault, 1983-87
- 164 Len Walterscheid, 1977-82

Yards, game

- 127 Dennis Gentry, vs. Wash., 1/3/87
- 119 Don Bingham, at NYG, 12/30/56
- 98 Len Walterscheid, at Dal., 12/26/77

Touchdowns, career

none

Long

- 60 Dennis Gentry, vs. Wash., 1/3/87
- 49 Dennis Gentry, vs. Wash., 1/10/88
- 44 Johnny Bailey, at NYG, 1/13/91

INTERCEPTIONS

Interceptions, career

- 4 George McAfee, 1940-47
- Clyde Turner, 1940-51
- 3 Mike Richardson, 1983-88
- Sid Luckman, 1939-50

Interceptions, game

- 2 Gary Fencik, at SF, 1/5/85
- George McAfee, at NYG, 12/15/46
- Dante Magnini, at NYG, 12/15/46
- Sid Luckman, vs. Wash., 12/26/43
- George Wilson, vs. GB, 12/14/41
- Joe Maniaci, at Wash., 12/8/40

Yards, career

- 68 George McAfee, 1940-47
- 61 Larry Morris, 1958-67
- 55 Clyde Turner, 1940-51

Yards, game

- 61 Larry Morris, vs. NYG, 12/29/63
- 51 Vestee Jackson, vs. Phil., 12/31/88
- 49 Dante Magnini, at NYG, 12/15/46

Touchdowns, career

- 1 Reggie Phillips (38 yards), vs. NE, 1/26/86
- Dante Magnani (19 yards), at NYG, 12/15/46
- Hampton Pool (15 yards), at Wash., 12/8/40
- George McAfee (34 yards), at Wash., 12/8/40
- Clyde Turner (24 yards), at Wash., 12/8/40

Long

- 51 Vestee Jackson, vs. Phil., 12/31/88
- 47 Maurice Douglass, vs. Phil., 12/31/88
- Jim Morrissey, vs. NE, 1/26/86
- 34 George McAfee, at Wash., 12/8/40

SACKS

(since 1977)

Sacks, career

- 10.5 Richard Dent, 1983-90
- 8.0 Dan Hampton, 1979-90
- 5.5 Steve McMichael, 1981-90

Sacks, game

- 3.5 Richard Dent, vs. NYG, 1/5/86
- 3.0 Richard Dent, at Wash., 12/30/84
- 2.0 Otis Wilson, vs. NE, 1/26/86
- Dan Hampton, at Wash., 12/30/84
- Dan Hampton, at Phil., 12/23/79

* NFL Record

† Tied NFL Record

POST-SEASON SCHEDULE

Saturday and Sunday, January 2-3, 1993: FIRST ROUND (4 games) In each conference the Division Champion with the third-best record hosts the Wild Card team with the third-best record; and the Wild Card with the best record hosts the Wild Card with the second-best record. There are no restrictions on intra-divisional play. The Division Champions with the two best records each receive a bye. *Television: ABC on Saturday, CBS and NBC on Sunday. Start times: 11:30 AM and 3:00 PM Chicago time.*

Saturday and Sunday, January 9-10, 1993: SECOND ROUND (4 games) The Divisional Champions with the best records hosts the Wild Card winner (from the First Round) with the poorest record. The Divisional Champion with the second best record will host either other First Round winner. *Television: CBS and NBC. Start times: 11:30 AM and 3:00 PM Chicago time.*

Sunday, January 17, 1993: CONFERENCE CHAMPIONSHIPS (2 games) Winners from the Divisional Playoffs meet at the Division Champion with the best record. *Television: CBS and NBC. Start times: 11:30 AM and 3:00 PM Chicago time.*

Sunday, January 31, 1993: SUPER BOWL XXVII in Pasadena, California *Television: NBC. Start time: 5:00 PM Chicago time.*

Sunday, February 7, 1993: PRO BOWL in Honolulu, Hawaii *Television: ESPN. Start time: 7:00 PM Chicago time.*

OPP'S INDIVIDUAL PLAYOFF RECORDS

SCORING

Points

- 18 Tom Fears, at Rams, 12/17/50
- 17 Ken Strong, at NYG, 12/9/34
- 13 Efren Herrera, at Dal., 12/26/77

Touchdowns

- 3 Tom Fears, at Rams, 12/17/50
- 2 Jerry Rice, vs. SF, 1/8/89
- Art Monk, vs. Wash., 1/3/87
- John Riggins, at Wash., 12/30/84
- Harold Carmichael, at Phil., 12/23/79
- Tony Dorsett, at Dal., 12/26/77
- Alex Webster, at NYG, 12/30/56
- Andy Farkas, vs. Wash., 12/26/43
- Wayne Millner, vs. Wash., 12/12/37
- Ken Strong, at NYG, 12/9/34

Field goals

- 4 Luis Zendejas, vs. Phil., 12/31/88
- 3 Ray Wersching, at SF, 1/6/85
- Efren Herrera, at Dal., 12/26/77
- 2 Jess Atkinson, vs. Wash., 1/3/87
- Tony Franklin, at Phil., 12/23/79

Long field goal

- 47 Morten Andersen, vs. NO, 1/6/91
- 46 Matt Bahr, at NYG, 1/13/91
- 43 Bob Waterfield, at Rams, 12/17/50
- Ben Agajanian, at NYG, 12/30/56

RUSHING

Attempts

- 28 George Rogers, vs. Wash., 1/3/87
- 26 Emmitt Smith, vs. Dal., 12/29/91
- Wilbert Montgomery, at Phil., 12/23/79
- 21 Ottis Anderson, at NYG, 1/13/91
- John Riggins, at Wash., 12/30/84

Yards

- 105 Emmitt Smith, vs. Dal., 12/29/91
- 94 Ken Strong, at NYG, 12/9/34
- 87 Wilbert Montgomery, at Phil., 12/23/79

Long

- 42 Ken Strong, at NYG, 12/9/34
- 39 Roger Craig, at SF, 1/6/85
- 38 George Franck, NYG, 12/15/46

Touchdowns

- 2 John Riggins, at Wash., 12/30/84
- Tony Dorsett, at Dal., 12/26/77
- Alex Webster, at NYG, 12/30/56
- Ken Strong, at NYG, 12/9/34

PASSING

Attempts

- 54 Randall Cunningham, vs. Phil., 12/31/88
- 42 Joe Theismann, at Wash., 12/30/84
- 35 Phil Simms, vs. NYG, 1/5/86

Completions

- 27 Randall Cunningham, vs. Phil., 12/31/88
- 22 Joe Theismann, at Wash., 12/30/84
- 18 Joe Montana, at SF, 1/6/85
- Sammy Baugh, vs. Wash., 12/12/37

Yards

- 407 Randall Cunningham, vs. Phil., 12/31/88
- 335 Sammy Baugh, vs. Wash., 12/12/37
- 292 Joe Theismann, at Wash., 12/30/84

Touchdowns

- 3 Joe Montana, vs. SF, 1/6/85
- Ron Jaworski, at Phil., 12/23/79
- Bob Waterfield, at Rams, 12/17/50
- Sammy Baugh, vs. Wash., 12/12/37
- 2 Jeff Hostetler, at NYG, 1/13/91
- Jay Schroeder, vs. Wash., 1/3/87
- Charlie Conerly, at NYG, 12/30/56
- Frank Filchock, at NYG, 12/15/46
- Sammy Baugh, vs. Wash., 12/26/43
- Harry Newman, vs. NYG, 12/17/33

Interceptions

- 6 Frank Filchock, at NYG, 12/15/46
- 5 Frank Filchock, at Wash., 12/8/40
- YA Tittle, vs. NYG, 12/29/63
- 3 Randall Cunningham, vs. Phil., 12/31/88
- George Cafego, vs. Wash., 12/26/43
- Tuffy Leemans, vs. NYG, 12/21/41

Long

- 77 Sammy Baugh, vs. Wash., 12/12/37
- 67 Charlie Conerly, at NYG, 12/30/56
- 63 Ron Jaworski, at Phil., 12/23/79
- Bob Waterfield, at Rams, 12/17/50

RECEIVING

Receptions

- 10 Art Monk, at Wash., 12/30/84
- 9 Keith Byars, vs. Phil., 12/31/88
- Wayne Millner, vs. Wash., 12/12/37
- 7 Keith Jackson, vs. Phil., 12/31/88
- Stanley Morgan, vs. NE, 1/26/86
- Freddie Solomon, at SF, 1/6/85
- Tom Fears, at Rams, 12/17/50

Yards

- 198 Tom Fears, at Rams, 12/17/50
- 160 Wayne Millner, vs. Wash., 12/12/37
- 142 Keith Jackson, vs. Phil., 12/31/88

Long

- 77 Wayne Millner, vs. Wash, 12/12/37
- 67 Frank Gifford, at NYG, 12/30/56
- 63 Billy Campfield, at Phil., 12/23/79
- Tom Fears, at Rams, 12/17/50

Touchdowns

- 3 Tom Fears, at Rams, 12/17/50
- 2 Jerry Rice, vs. SF, 1/8/89
- Art Monk, vs. Wash., 1/3/87
- Harold Carmichael, at Phil., 12/23/79
- Wayne Millner, vs. Wash., 12/12/37

PUNTING**Punts**

- 11 Dale Hatcher, vs. Rams, 1/12/86
- Ken Strong, vs. NYG, 12/17/33
- 9 Sean Landeta, vs. NYG, 1/5/86
- 7 Steve Cox, vs. Wash., 1/3/87
- Bob Waterfield, at Rams, 12/17/50

Yards

- 431 Dale Hatcher, vs. Rams, 1/12/86
- 343 Sean Landeta, vs. NYG, 1/5/86
- 342 Ken Strong, vs. NYG, 12/17/33

Long

- 69 Bob Waterfield, at Rams, 12/17/50
- 63 Sean Landeta, vs. NYG, 1/5/86
- 62 Rich Camarillo, vs. NE, 1/26/86
- Ken Strong, at NYG, 12/9/34

PUNT RETURNS**Returns**

- 4 John Taylor, vs. SF, 1/8/89
- Wally Henry, at Phil., 12/23/79
- Dana McLemore, at SF, 1/6/85
- 3 Eric Yarber, vs. Wash., 1/3/87
- Mike Nelms, at Wash., 12/30/84
- Butch Johnson, at Dal., 12/26/77
- Frank Filchock, at NYG, 12/15/46
- Ken Strong, at NYG, 12/9/34

Yards

- 69 Dana McLemore, at SF, 1/6/85
- 66 Ken Strong, at NYG, 12/9/34
- 52 Darrell Green, vs. Wash., 1/10/88

Long

- 52 Darrell Green, vs. Wash., 1/10/88
- 42 Ken Strong, at NYG, 12/9/34
- 34 Wally Henry, at Phil., 12/23/79

Touchdowns

- 1 Darrell Green, vs. Wash., 1/10/88

KICKOFF RETURNS**Returns**

- 7 Stephen Starring, vs. NE, 1/26/86
- 5 Izel Jenkins, vs. Phil., 12/31/88
- 4 Mike Nelms, at Wash., 12/30/84
- Frank Filchock, at Wash., 12/8/40

Yards

- 153 Stephen Starring, vs. NE, 1/26/86
- 111 Frank Filchock, at Wash., 12/8/40
- 101 Izel Jenkins, vs. Phil., 12/31/88

Long

- 62 Max Krase, at Wash., 12/8/40
- 53 Gene Filipski, at NYG, 12/30/56
- 47 Hugh McElhenny, vs. NYG, 12/29/63

Touchdowns

(none)

INTERCEPTIONS**Interceptions**

- 3 Charlie Waters, at Dal., 12/26/77
- 2 Howard Livingston, at NYG, 12/15/46

Yards

- 53 Charlie Waters, at Dal., 12/26/77
- 28 Jim Patton, at NYG, 12/30/56
- Woodley Lewis, at Rams, 12/17/50
- 23 Brian Davis, vs. Wash., 1/10/88
- D.D. Lewis, at Dal., 12/26/77

Long

- 37 Everson Walls, at NYG, 1/13/91
- 28 Jim Patton, at NYG, 12/30/56
- Woodley Lewis, at Rams, 12/17/50
- 25 Charlie Waters, at Dal., 12/26/77

Touchdowns

(none)

SACKS

(since 1977)

Sacks

- 3.5 Rich Milot, at Wash., 12/30/84
- 3.0 Charles Mann, vs. Wash., 1/10/88
- 2.0 Renaldo Turnbull, vs. NO, 1/6/91
- Dennis Owens, vs. NE, 1/26/86
- Doug Reed, vs. Rams, 1/12/86
- Gary Johnson, at SF, 1/6/85
- Michael Carter, at SF, 1/6/85

* NFL Record

† Tied NFL Record



WHAT TO LOOK FOR IN 1992

1. **Bears** regaining NFC Central title after finishing second to the Lions in 1991.
2. **Bears** qualifying for the playoffs for the eighth time in the last nine years.
3. **Bears** improving on their September record when they are 23-3 over the past seven seasons.
4. **Bears** winning their ninth straight season opener. Chicago has won their last eight, the longest current streak in the NFL.
5. **Bears** making two appearances in Texas where they haven't lost since 1981. Chicago will play in both Dallas and Houston during the regular season.
6. **Mike Ditka** improving on his 101 regular season wins and .664 winning percentage which respectively rank second and third in Bear history.
7. **Neal Anderson** becoming the Bears number 2 all-time rusher. Anderson currently is in fourth place with 4938 yards — just 18 yards shy of Gale Sayers and 738 short of Rick Casares.
8. **Neal Anderson** continuing his climb up the Bears reception leader. Anderson currently is in sixth place with 229 catches and needs 31 to move into fourth place.
9. **Kevin Butler** becoming the Bears all-time scoring leader. Butler's 722 points are just 28 shy of Walter Payton's club mark of 750.
10. **Kevin Butler** extending his marks in field goals, FG attempts, FG percentage, 50-yard FGs, PATs, and PAT attempts. Butler holds the club records in all six categories.
11. **Wendell Davis** continuing to improve as the Bears top receiver. In each of his four seasons, Davis has improved on his catches and receiving yards over the previous year. In 1991 he led the team with 61 catches for 945 yards for the highest totals by a Bear in 20 years.
12. **Richard Dent** increasing his career sack total of 103.5 which is the best in Bear history and third highest among active sackers behind only Lawrence Taylor (121.5) and Reggie White (110.0).
13. **Dennis Gentry** adding to his 176 kickoff returns for 4,023 yards, both are most in Bear annals.
14. **Jim Harbaugh** regaining his status atop the Bears lifetime completion percentage list. Harbaugh was the club leader after 1990, but last season fell .05 a point behind Jim McMahon (57.76 to 57.71).
15. **Jay Hilgenberg** making the Pro Bowl for the eighth straight time.
16. **Steve McMichael** moving into the club's number two spot for career sacks. He is in fourth place with 76, just six behind Dan Hampton's 82.
17. **Steve McMichael** adding to his team-leading 159 consecutive games played. McMichael is just eight games behind punter Bob Parsons (167) for third most by a Bear.
18. **Brad Muster** climbing on the Bears rushing list where he is 17th with 1600 yards and the receiving list where he ranks 21st with 135 receptions.
19. **Mike Singletary** making the Pro Bowl for a club-record 10th time. Singletary's nine straight trips to Hawaii tie Payton for most in club history. His 156 starts are the second highest total by a Bear behind only Payton's 184.
20. **Tom Thayer** increasing his 108 consecutive games played string, the longest of any current offensive Bear.
21. **Keith Van Horne** adding to his 150 starts, the fifth highest total by a Bear. With five starts, Van Horne would move into third place behind Payton and Singletary.

BEARS IN THE PRO BOWL

(1951-1970: East vs. West — 1971-present: NFC vs. AFC)

1992: Neal Anderson,* RB (4) Mark Carrier, S (2) Shaun Gayle, S (1) Jay Hilgenberg, C (7) Mike Singletary, LB (9)	1981: Gary Fencik, S (1) Dan Hampton, DE (1) Walter Payton, RB (5)	1963: Doug Atkins, DE (6) Mike Ditka, TE (2) Joe Fortunato, LB (2) Richie Petitbon, DB (1)
1991: Neal Anderson,* RB (3) Mark Bortz,* G (2) Mark Carrier, S (1) Richard Dent, DE (3) Jay Hilgenberg, C (6) Mike Singletary, LB (8)	1980: Walter Payton, RB (4)	1962: Doug Atkins, DE (5) Mike Ditka, TE (1) Bill George, LB (8) Stan Jones, G (7)
1990: Neal Anderson,* RB (2) Jay Hilgenberg, C (5) Mike Singletary, LB (7)	1979: Walter Payton, RB (3)	1961: Doug Atkins, DE (4) Bill George, LB (7) Stan Jones, G (6) Johnny Morris, FL (1)
1989: Neal Anderson, RB (1) Mark Bortz, G (1) Dave Duerson, S (4) Jay Hilgenberg, C (4) Mike Singletary, LB (6)	1978: Allan Ellis, CB (1) Walter Payton, RB (2)	1960: Doug Atkins, DE (3) Erich Barnes, DB (1) Rick Casares, RB (5) Bill George, LB (6) Stan Jones, G (5) Fred Williams, DT (4)
1988: Dave Duerson, S (3) Jay Hilgenberg, C (3) Wilber Marshall, LB (2) Steve McMichael, DT (2) Mike Singletary, LB (5)	1977: Wally Chambers, DT (3)	1959: Doug Atkins, DE (2) Rick Casares, RB (4) Joe Fortunato, LB (1) Willie Galimore, RB (1) Bill George, LB (5) Stan Jones, G (4) Fred Williams, DT (3)
1987: Jim Covert, T (2) Dave Duerson, S (2) Wilber Marshall, LB (1) Steve McMichael, DT (1) Jay Hilgenberg, C (2) Walter Payton, RB (9) Mike Singletary, LB (4)	1976: Wally Chambers, DT (2) Walter Payton, RB (1)	1958: Doug Atkins, DE (1) Rick Casares, RB (3) Bill George, LB (4) Kline Gilbert, T (1) Stan Jones, G (3)
1986: Jim Covert, T (1) Richard Dent, DE (2) Dave Duerson, S (1) Dan Hampton, DE (4) Jay Hilgenberg, C (1) Jim McMahon, QB (1) Walter Payton, RB (8) Mike Singletary, LB (3) Otis Wilson, LB (1)	1975: None	1957: Ed Brown, QB (2) JC Caroline, HB (1) Rick Casares, RB (2) Bill George, LB (3) Harlon Hill, WR (3) Stan Jones, G (2) McNeil Moore, HB (1) Larry Strickland, C (1)
1985: Todd Bell, S (1) Richard Dent, DE (1) Dan Hampton, DT (3) Walter Payton, RB (7) Mike Singletary, LB (2)	1974: Wally Chambers, DT (1)	1956: Ed Brown, QB (1) Rick Casares, RB (1) Bill George, LB (2) Harlon Hill, WR (2) Jack Hoffman, E (2) Stan Jones, G (1) Bill Wightkin, T (1)
1984: Walter Payton, RB (6) Mike Singletary, LB (1)	1973: Dick Butkus, LB (8) Ron Smith, KR (1)	1955: Bill Bishop, T (1) Bill George, LB (1) Harlon Hill, WR (1) Ed Sprinkle, DE (4)
1983: Dan Hampton, DT (2)	1972: Dick Butkus, LB (7) Dick Gordon, WR (2)	
1982: Gary Fencik, S (2)	1971: Dick Butkus, LB (6) Dick Gordon,* WR (1) Bobby Joe Green, P (1) Cecil Turner, KR (1)	
	1970: Dick Butkus, LB (5) Gale Sayers,* RB (5)	
	1969: Dick Butkus, LB (4) Gale Sayers,* RB (4) Roosevelt Taylor, DB (2)	
	1968: Dick Butkus, LB (3) Gale Sayers,* RB (3)	
	1967: Dick Butkus, LB (2) Richie Petitbon, DB (3) Gale Sayers, RB (2)	
	1966: Doug Atkins, DE (8) Dick Butkus, LB (1) Mike Ditka, TE (5) Joe Fortunato, LB (5) Gale Sayers,* RB (1)	
	1965: Mike Ditka, TE (4) Joe Fortunato, LB (4) Johnny Morris,* FL (2)	
	1964: Doug Atkins, DE (7) Mike Ditka, TE (3) Joe Fortunato, LB (3) Joe Marconi, RB (1) Richie Petitbon, DB (2) Mike Pyle, C (1) Roosevelt Taylor, DB (1) Bill Wade, QB (1)	

(continued)

1954: George Connor, T-LB (4) Jack Hoffman, E (1) Don Kindt, HB (1) Fred Williams, DT (2)	1952: Dick Barwegan, G (2) Ray Bray, G (2) George Connor, T-LB (2) John Dottley, RB (2) Johnny Lujack, QB (2) Ed Sprinkle, DE (2) Bulldog Turner, C-LB (2)	1951: Dick Barwegan, G (1) Ray Bray, G (1) George Connor, T-LB (1) Fred Davis, T (1) Johnny Lujack, QB (1) Ed Sprinkle, DE (1) Bulldog Turner, C-LB (1)
1953: Dick Barwegan, G (3) George Connor, T-LB (3) Gene Schroeder, E (1) Ed Sprinkle, DE (3) Fred Williams, DT (1)		

* Did not play due to injuries; † Denotes game's outstanding back, lineman; () Number of appearances

BEARS IN OVERTIME

Since overtime was instituted in 1974, the Bears have played in 17 such games — third behind Cleveland (20), Denver (19), and tied with Minnesota. Chicago's nine victories are most in the NFC (tied with Washington) and behind only Denver and Cincinnati who each have 11 OT wins.

Date	Coin flip winner	Winner	Loser	Time
Oct. 16, 1977	Chicago	MINNESOTA 22	Bears 16	6:45
Dec. 18, 1977	New York	Bears 12	NY GIANTS 9	14:51
Oct. 1, 1978	Chicago	Oakland 25	BEARS 19	5:19
Sept. 7, 1980	Chicago	GREEN BAY 12	Bears 6	6:00
Nov. 27, 1980	Chicago	Bears 23	DETROIT 17	0:21*
Dec. 14, 1980	Cincinnati	Cincinnati 17	BEARS 14	4:23
Oct. 25, 1981	Chicago	BEARS 20	San Diego 17	9:30
Nov. 8, 1981	Chicago	Bears 16	KANSAS CITY 13	13:07
Jan. 2, 1983	Chicago	TAMPA BAY 26	Bears 23	3:14
Sept. 18, 1983	Chicago	NEW ORLEANS 34	Bears 31	10:57
Sept. 25, 1983	Baltimore	BALTIMORE 22	Bears 19	4:51
Sept. 14, 1986	Philadelphia	BEARS 13	Philadelphia 10	5:56
Nov. 30, 1986	Chicago	BEARS 13	Pittsburgh 10	3:55
Nov. 18, 1990	Denver	Bears 16	DENVER 13	13:14
Dec. 2, 1990	Chicago	BEARS 23	Detroit 17	10:57
Sept. 23, 1991	NY Jets	BEARS 19	NY Jets 13	14:42
Nov. 24, 1991	Miami	Miami 16	BEARS 13	4:11

9-8 overall; 5-3 at home; 4-5 on the road

HOME TEAM IN CAPS; *NFL record for shortest OT period.

BEARS BIRTHDAYS DURING THE SEASON

Day	SEPTEMBER	Age	NOVEMBER				
8	Tim Ryan	25	4 Ron Morris	28	18 James Rouse	26	
27	Alonzo Spellman	21	6 Keith Van Horne	35	19 Greg Landry	46	
29	Vince Tobin	49	7 Darren Lewis	25	23 Jim Harbaugh	28	
			15 Anthony Morgan	24	23 Vic Rapp	57	
			21 Jerry Fontenot	26	24 Jim Morrissey	30	
			22 David Tate	28	31 Glen Kozlowski	30	
			27 Alonzo Spellman	21			
	OCTOBER				JANUARY		
2	John Levra	55			3 Wendell Davis	26	
4	John Roper	27			4 Peter Tom Willis	25	
5	Trace Armstrong	27			6 Donnell Woolford	26	
9	Mike Singletary	34			7 Ron Rivera	30	
17	Steve McMichael	35	11 Michael McCaskey	49	8 James Lott	25	
18	Mike Ditka	53	13 Richard Dent	32	14 Michael Stonebreaker	25	
28	Stan Thomas	24	16 William Perry	30			



BEARS ON MONDAY NIGHT FOOTBALL

For the sixth time in ABC's 22 years of Monday Night Football, the Bears will make three appearances on the prime time special. However, for the first time ever, Chicago will host two MNF games in one season: Sept. 21 vs. the Giants and Nov. 2 vs. Minnesota. On Dec. 7, the Bears play the Oilers in Houston.

Date	Winner	Loser	Score	Following Week
Oct. 5, 1970	LIONS	Bears	28-14	L Min
Nov. 29, 1971	DOLPHINS	Bear	24- 3	L @ Den
Oct. 23, 1972	BEARS	Vikings	13-10	W @ StL
Nov. 12, 1973	CHIEFS	Bears	19- 7	L Det
Oct. 21, 1974	BEARS	Packers	10- 9	L @ Buf
Oct. 27, 1975	Vikings	BEARS	13- 9	L Mia
Oct. 10, 1977	BEARS	Rams	24-23	L @Min
Sept. 25, 1978	Vikings	BEARS	24-20	L Oak
Oct. 16, 1978	BRONCOS	Bears	16- 7	L @ TB
Dec. 4, 1978	CHARGERS	Bears	40- 7	W GB
Oct. 6, 1980	BEARS	Bucs	23- 0	L @ Min
Nov. 3, 1980	BROWNS	Bears	27-21	W Wash
Sept. 28, 1981	Rams	BEARS	24- 7	W @ Min
Oct. 19, 1981	LIONS	Bears	48-17	W SD
Dec. 3, 1984	CHARGERS	Bears	20- 7	L GB
Oct. 21, 1985	BEARS	Packers	23- 7	W Min
Dec. 2, 1985	DOLPHINS	Bears	38-24	W Ind
Sept. 22, 1986	Bears	PACKERS	25-12	W @ Cin
Nov. 3, 1986	Rams	BEARS	20-17	W @ TB
Dec. 15, 1986	Bears	LIONS	16-13	W @ Dal
Sept. 14, 1987	BEARS	Giants	34-19	W TB
Nov. 16, 1987	BRONCOS	Bears	31-29	W Det
Dec. 14, 1987	49ERS	Bears	41- 0	L @ Sea
Oct. 24, 1988	BEARS	49ers	10- 9	L @ NE
Dec. 5, 1988	RAMS	Bears	20- 3	W Det
Dec. 19, 1988	VIKINGS	Bears	28-27	end of season
Oct. 2, 1989	BEARS	Eagles	27-13	L @ TB
Oct. 23, 1989	BROWNS	Bears	27- 7	W LARams
Sept. 23, 1991	BEARS	Jets	19-13 +	L @ Buf
Nov. 11, 1991	Bears	VIKINGS	24-17	W @ Ind
Dec. 23, 1991	49ERS	Bears	52-14	end of season

HOME TEAM IN CAPS; + Overtime

Overall Record on Monday Night Football: 12-19 (Home: 9-4, Road: 3-15)

Record week following MNF: 14-15

At home following MNF home game: 2-2; following MNF road game: 7-3

On the road following MNF home game: 2-7; following MNF road game: 3-3

NUMBER ONE

MONDAY NIGHT FOOTBALL TOP FIVE GAMES (1970-91)

Date	Game	Rating	Share
Dec. 2, 1985	Chicago @ Miami	29.6	46
Dec. 3, 1990	NY Giants @ San Francisco	27.0	42
Oct. 2, 1978	Dallas @ Washington	26.8	43
Dec. 22, 1980	Pittsburgh @ San Diego	25.3	40
Nov. 30, 1981	Philadelphia @ Miami	25.3	40



SOLDIER FIELD

The Chicago Bears enter their 22nd year at Soldier Field after playing their first 51 seasons at Wrigley Field. Soldier Field was opened in 1924 as a 45,000-seat Municipal Grant Park Stadium. The first football game played on its field was November 22, 1924, as a capacity crowd watched Notre Dame edge Northwestern, 13-6.

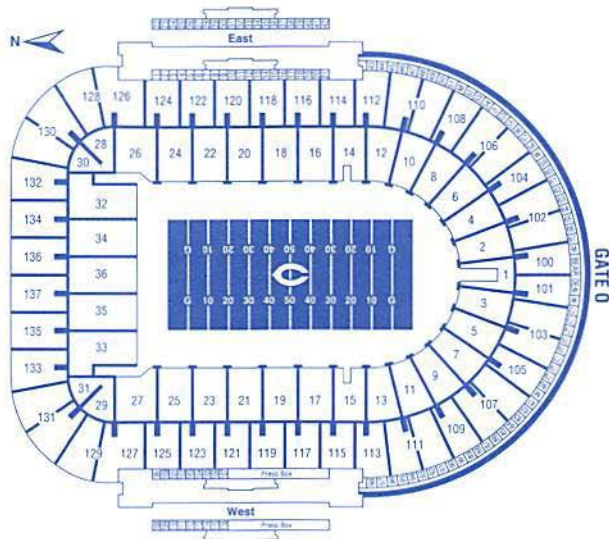
It hosted the first boxing event which drew a gate of over \$2.5 million (Dempsey-Tunney, 1927), the first ski meet held in a stadium, and the all-time largest football crowd (123,000). The largest crowd for any event in Soldier Field was 260,000 on Sept. 8 1954 for the religious Marian Year Tribute.

The 100,000-seat stadium was dedicated November 27, 1926, with Army battling Navy to a 21-21 tie. The all-time collegiate attendance record of 123,000 plus was established Nov. 26, 1927 as Notre Dame beat Southern Cal 7-6. In the first professional game at the then-mammoth stadium, the Bears defeated the Chicago Cardinals 10-0 on November 11, 1926.

Plans for the stadium started in 1919 as a memorial to the soldiers of WWI. Soldier Field stands on 10,000 pile foundations driving an average depth of 62.5 feet through fill that replaced the lake waters. The stadium is maintained and operated by the Chicago Park District.

Other stadium notes since the Bears moved to Soldier Field:

- 1971** — September 19th, Chicago defeats the Pittsburgh Steelers 17-15 before capacity crowd of 57,000 in the Bears' first game since moving from Wrigley.
- 1979** — The stadium undergoes major reconstruction and renovation prior to the season including new lighting, playing surface, and lockerrooms; rebuilding of seating area (new chairbacks, arm rests, seats); and improvement of sightlines.
- 1982** — Additional rebuilding of seating areas was completed as well as new concourses with more restrooms and concession areas. A new press box, 60 deluxe skyboxes and a new scoreboard were also built. Capacity is increased to 66,030.
- 1988** — Surface was changed from artificial turf to natural grass and 56 skyboxes were added along south rim (increasing the total to 116). Capacity is increased to 66,946.
- 1992** — Four seats are added increasing the capacity to the current figure of 66,950.





TRAINING CAMP

For the ninth consecutive year, the Bears' training camp will be held at the University of Wisconsin-Platteville. The site, located 180 miles northwest of Chicago, provides the Bears with five practice fields; two lockerrooms; a weight room; meeting rooms; and dorms for players, staff, media, and guests.

ADDRESS: Chicago Bears
University of Wisconsin-Platteville
Platteville, WI 53818

PHONE: General camp: (608) 342-1201
Public Relations: (608) 342-1511
Administration: (608) 342-1636

DATES: Players report to camp on Thursday, July 23 with practices beginning the following day. The Bears will be in Platteville through August 13 with the exception of August 8-10 when they return to Chicago for a Monday night contest against the Saints.

PRACTICES: Practice times are subject to change, but tentatively the morning workout starts at 9:00 AM with the afternoon session at 3:00 PM. Practices are on the UW-Platteville campus and are open to the public free of charge.

SCRIMMAGE: The annual intrasquad scrimmage will be held on Saturday, August 1 at 2:00 PM at Pioneer Stadium (10,000 seats) on the UW Platteville campus. Tickets go on sale through the UW-Platteville ticket office beginning July 1 (608) 342-1161.

MEDIA: Credentials are required to cover practices and press conferences. They can be obtained in the basement of Porter Hall. The media work room, equipped with phones, is also located in the basement of Porter.

PREVIOUS TRAINING CAMPS:

1984-Present	University of Wisconsin-Platteville, Wisconsin
1975-83	Lake Forest College, Lake Forest, Illinois
1944-74	St. Joseph's College, Rensselaer, Indiana
1935-43	St. John's Military Academy, Delafield, Wisconsin
1934	Lane Tech High School, Chicago, Illinois

DIRECTIONS FROM CHICAGO: (approximately three hours)

- Take 90 West to Route 20 West through Freeport, IL.
- As you approach Rockford, take Rt. 20 North
- Continue on Rt. 20 to Rt. 26 North which becomes Wisconsin Rt. 69 North
- From 69 North turn onto Rt. 11 West until you run into Rt. 23 North just east of Schullsberg
- Stay on Rt. 23 for six miles before turning onto Rt. 81 West
- Stay on Rt. 81 for 20 miles until you enter Platteville.

HALAS HALL

Located on the picturesque campus of Lake Forest College, Halas Hall is the Bears' year-round home. Named to honor the late George S. Halas, the Bears founder and one of the pioneers of the NFL, the building is dedicated to the memory of George Halas, Jr., who died December 16, 1979.

Halas Hall was opened to the players in September of '79. Coaches and administrative staff members moved into the top level of the three-story complex in November. Finishing touches were completed in May of 1980.

In the spring of 1985, the Bears' corporate offices were moved to Halas Hall from downtown. One regulation-size grass football field and one 70-yard field are situated behind the building. Today, only the team's ticket operations are housed at 55 E. Jackson Blvd.

Designed by Allan M. Pickus Architects and built by Pickus Construction of Waukegan, IL, the lower floor of the building houses team meeting rooms, a player lounge, a racquetball court, rookie and staff lockers and shower areas, storage and utility rooms. The ground-level floor features the veteran's lockerroom, showers, sauna, training and weight rooms, coaches' lockerroom, equipment rooms, laundry, video lab, darkroom, computer department, and media workroom.

The top floor holds the reception area, staff offices, coaches offices, conference rooms, duplicating room, and a mini-kitchen.

DIRECTIONS TO HALAS HALL

FROM THE LOOP – Take Edens Expressway (94 North) to 41 North (Exit 29). Exit onto Deerpath Road and head east. Go through the business district, across the railroad tracks, and turn right (south) on Washington Road. Halas Hall is a block past the second stop sign on the right side of the road (250 N. Washington Rd.). Parking is available on the left.

FROM O'HARE AIRPORT – Take 294 North to Town Line Road (Hwy. 60). Take 60 east to where it deadends into 41. Go north approximately 200 yards to the Deerpath Road exit and head east. Go through the business district, across the railroad tracks, and turn right (south) on Washington Road. Halas Hall is a block past the second stop sign on the right side of the road (250 N. Washington Rd.). Parking is available on the left.

McBUBBLE

On November 21, 1990, the Bears completed construction of their indoor practice facility. The bubble is located in Waukegan, 10 minutes north of the team's Halas Hall headquarters in Lake Forest. It is 260-feet long, 199-feet wide, 50-feet high and encloses an 80 x 60-yard astroturf field. The air-supported structure can withstand winds up to 80 MPH and can be raised or lowered in a couple of hours. A temperature of 55° F is maintained inside, and lights from the old Comiskey Park allow for late-afternoon or evening practices.



BEARS RADIO

WGN 720-AM

WGN, the nation's most listened to station, has been the radio home of the Bears' since 1985 and anchors a network of over 60 stations across the country. The station was recently named the Most Respected Radio Station in the country by its competitors. Wayne Larrivee calls play-by-play with analysis from Pro Football Weekly's Hub Arkush and ex-Bears Gary Fencik and Dick Butkus. Pre-game shows begin three hours prior to kickoff and are hosted by station sports director Chuck Swirsky. The post-game show features analysis from Mike Ditka and players from the lockerroom.

WAYNE LARRIVEE

The play-by-play voice of the Bears since 1985, Wayne Larrivee is one of the most versatile and talented broadcasters in the country. Larrivee also co-hosts Chicago Bears Weekly on WMAQ-TV on Saturday nights during the season and calls play-by-play for the Chicago Bulls on WGN-TV. Larrivee's credits also include Big Ten football and basketball on Raycom and ESPN and Notre Dame basketball (ESPN). A native New Englander, Larrivee attended Emerson College in Boston and handled play-by-play for the University of Iowa, University of Colorado, and the Missouri Valley conference. Before joining WGN, Larrivee was sports director of KCMO-radio in Kansas City where he served as the Kansas City Chiefs play-by-play voice.



GARY FENCIK

One of the greatest players in Chicago Bears history, Gary Fencik begins his third season as an analyst. Fencik retired following the 1987 season as the club's all-time leader in takeaways (50) and interceptions (38). He also earned two trips to the Pro Bowl (1981-82). Fencik joined the Bears as a free agent in 1976 and became a starting safety in his second season. A native of Barrington, Illinois, Fencik played wide receiver at Yale and was selected in the ninth round of the 1976 draft by the Miami Dolphins. He was waived during the pre-season and claimed by the Bears. Since his playing career ended, Fencik has worked as a NFL color commentator for CBS-TV in 1988 and was employed in commercial real estate. He currently works for Wells Fargo Bank.



HUB ARKUSH

Highly respected for his coverage of the NFL, Hub Arkush begins his fifth season as a member of the Bears radio team. Arkush is publisher of Pro Football Weekly, a weekly periodical devoted to pro football that is widely read in NFL circles. Arkush also serves as the founder and co-host of the syndicated radio and television shows with the same name. Arkush joined WGN in 1985 as a pre-and post-game analyst before filling in during Bears broadcasts in 1987. He is a highly sought after guest on sports talk shows nationwide. Arkush is a lifetime Chicagoan who attended Deerfield High School and the University of Michigan.



DICK BUTKUS

Hall of Fame linebacker Dick Butkus returns to the Bears radio team after a three year hiatus. Butkus was a WGN analyst from 1985-88 before joining CBS-TV's NFL coverage in 1989. An eight-time Pro Bowler in nine seasons as the Bears middle linebacker, Butkus remains the club's all-time leader, and second in NFL history, with 25 fumble recoveries. An all-American at the University of Illinois, Butkus was the Bears' first-round draft choice, and third overall pick, in 1965. He grew up in Chicago and prepped at Vocational High School (same school as Chris Zorich). Butkus currently lives in Rancho Mirage, California where he is a nationally acclaimed actor (he worked on the sitcom *My Two Dads*) in addition to covering the Bears.





BEARS TELEVISION

PRE-SEASON TV

The Bears and Chicago's NBC affiliate WMAQ-TV are in the second of a three-year contract to televise the non-network pre-season games to Chicago and surrounding markets. The Bears are responsible for production and advertising sales of the games. Former Bears great Dan Hampton will provide color commentary while NBC's Don Criqui and Dan Hicks will share the play-by-play duties.

Hampton completed an outstanding 12-year career as a defensive lineman in 1990. A first-round pick in 1979, Hampton finished with 82 sacks and four Pro Bowl appearances. He currently is a NFL analyst on NBC and resides in Little Rock, Arkansas.

Criqui has broadcast NFL games for NBC since 1979 and has also broadcast the Orange Bowl, NFL Playoffs, and NCAA Basketball. Hicks is a recent addition to NBC and will team with Hampton this fall.

Both of the Bears road pre-season games will be shown on WMAQ at 7:00 PM (CT). Hicks and Hampton will broadcast the Bears-Cardinals game on Saturday, August 15 from Phoenix while Criqui and Hampton will be in Dallas to call the Bears-Cowboys on Friday, August 28. Both games will be shown live with a re-broadcast following *Saturday Night Live* at midnight.

The Bears were the second NFL team to bring their pre-season TV package "in-house". The Cleveland Browns made the same move three years ago.

CHICAGO BEARS WEEKLY

For the third season, the Chicago Bears will produce a 30-minute television show, *Chicago Bears Weekly*. The show airs each Saturday at 6:00 PM on WMAQ-TV (NBC) in Chicago beginning September 5 and continues throughout the season.

Chicago Bears Weekly is hosted by Wayne Larrivee, the Bears' radio play-by-play voice since 1985, and Hub Arkush, publisher of *Pro Football Weekly* and an analyst on the Bears radio team. The show includes a review of the previous game, features on the 10 greatest games in Bear history, profiles on great Bear players, a preview of the upcoming game, and interviews with Bear players and coaches.

"Toyota,
I love what you
do for me."

CHICAGOLAND-
NORTHWEST
INDIANA
TOYOTA DEALERS

WGN-TV 720
"the Sport Station"

 **UNITED AIRLINES**




Lite
BEER



Montgomery Ward
THE BRAND NAME SAVINGS STORE



CELLULAR ONE

 A Southwestern Bell Company



NFL PHONE NUMBERS

NFL League Office	410 Park Ave, New York, NY 10022	(212) 758-1500
NFL Properties	410 Park Ave, New York, NY 10022	(212) 838-0660
NFL Films	330 Fellowship Road, Mt. Laurel, NJ 08054	(609) 778-1600
Pro Football Hall of Fame	2121 George Halas Dr. NW, Canton, OH 44708	(216) 456-8207
Elias Sports Bureau	500 Fifth Avenue, New York, NY 10036	(212) 869-1530

Team	PR Director	Phone Number
Atlanta Falcons	Charlie Taylor	(404) 945-1111
Buffalo Bills	Denny Lynch	(716) 648-1800
Chicago Bears	Bryan Harlan	(708) 295-6600
Cincinnati Bengals	Al Heim	(513) 621-3550
Cleveland Browns	Kevin Byrne	(216) 696-5555
Dallas Cowboys	Rich Dalrymple	(214) 556-9900
Denver Broncos	Jim Saccomano	(303) 649-9000
Detroit Lions	Bill Keenist	(313) 335-4131
Green Bay Packers	Lee Remmel	(414) 494-2351
Houston Oilers	Chip Namias	(713) 797-9111
Indianapolis Colts	Craig Kelley	(317) 297-2658
Kansas City Chiefs	Bob Moore	(816) 924-9300
Los Angeles Raiders	Al LoCasale	(213) 322-3451
Los Angeles Rams	Rick Smith	(714) 535-7267
Miami Dolphins	Harvey Greene	(305) 620-5000
Minnesota Vikings	Merrill Swanson	(612) 828-6500
New England Patriots	Pat Hanlon	(508) 543-8200
New Orleans Saints	Rusty Kasmiersky	(504) 733-0255
New York Giants	Ed Croke	(201) 935-8111
New York Jets	Frank Ramos	(212) 421-6600
Philadelphia Eagles	Ron Howard	(215) 463-2500
Phoenix Cardinals	Paul Jensen	(602) 379-0101
Pittsburgh Steelers	Dan Edwards	(412) 323-1200
San Diego Chargers	Bill Johnston	(619) 280-2111
San Francisco 49ers	Jerry Walker	(408) 562-4949
Seattle Seahawks	Gary Wright	(206) 827-9777
Tampa Bay Buccaneers	Rick Odioso	(813) 870-2700
Washington Redskins	Charlie Dayton	(703) 471-9100



IMPORTANT DATES IN 1992-93

July 23	Rookies and veterans report to training camp — Platteville, WI
August 1	Intrasquad scrimmage — Pioneer Stadium, Platteville (2:00 PM CT)
July 10	Pre-season opener vs. New Orleans Saints — Soldier Field (7:00 PM CT)
August 25	Roster cut to 60 (3:00 PM CT)
August 31	Roster cut to 47 (11:00 AM CT)
September 6	Regular season opener vs. Detroit — Soldier Field (Noon CT)
October 13	Trade deadline (3:00 PM CT)
TBA	NFL Fall meeting — TBA
December 28	Regular season closes
January 2-3, 1993	First Round Playoff games
January 9-10, 1993	Second Round Playoff games
January 17, 1993	Conference Championships
January 31, 1993	Super Bowl XXVII — Pasadena, CA
February 7, 1993	Pro Bowl — Honolulu, HI



1992 NFL PRE-SEASON SCHEDULE

Saturday, August 1	Hall of Fame Game: New York Jets vs. Philadelphia (at Canton, Ohio) .. 2:00 PM
	Miami vs. Washington (at Orlando, FL) 7:00 PM
	American Bowl: Houston vs. Dallas (at Tokyo) 9:00 PM
Monday, August 3	Denver at San Francisco 7:00 PM
Thursday, August 6	Los Angeles Rams at Seattle 8:00 PM
Friday, August 7	Dallas at Miami 7:00 PM
Saturday, August 8	Tampa Bay at Denver 5:00 PM
	Atlanta at Cleveland 6:00 PM
	Houston at Detroit 6:00 PM
	Philadelphia at Pittsburgh 6:00 PM
	New England at Indianapolis 6:30 PM
	Buffalo at Minnesota 7:00 PM
	Kansas City at Green Bay 7:00 PM
	Los Angeles Raiders at San Francisco 7:00 PM
	Washington at New York Jets 7:00 PM
	San Diego at Phoenix 9:30 PM
Sunday, August 9	Cincinnati at New York Giants 6:00 PM
Monday, August 10	New Orleans at Chicago 7:00 PM
Friday, August 14	San Diego at New England 6:00 PM
Saturday, August 15	American Bowl: Denver vs. Miami (at Berlin, Germany) NOON
	Atlanta at Tampa Bay 6:00 PM
	Cincinnati at Philadelphia 6:30 PM
	Chicago at Phoenix 7:00 PM
	Cleveland at New York Giants 7:00 PM
	Kansas City at Minnesota 7:30 PM
	Seattle at Indianapolis 7:30 PM
	Houston at Dallas 8:00 PM
	Los Angeles Raiders at Los Angeles Rams 9:00 PM
Sunday, August 16	American Bowl: San Francisco vs. Washington (at London, England) NOON
	New York Jets vs. Green Bay (at Madison, WI) 3:00 PM
Monday, August 17	Detroit at Buffalo 7:00 PM
	Pittsburgh at New Orleans 7:00 PM
Friday, August 21	San Francisco at San Diego 7:00 PM
Saturday, August 22	Houston at New Orleans 11:30 AM
	Washington at Los Angeles Raiders 3:00 PM
	New England at Detroit 6:00 PM
	Indianapolis at Cincinnati 6:30 PM
	New York Giants at New York Jets 7:00 PM
	Tampa Bay at Miami 7:00 PM
	Denver at Dallas 8:00 PM
	Green Bay at Los Angeles Rams 8:00 PM
	Phoenix at Seattle 9:00 PM
Sunday August 23	Philadelphia at Atlanta 12:30 PM
	Pittsburgh at Chicago 7:00 PM
Monday, August 24	Minnesota at Cleveland 5:00 PM
	Buffalo at Kansas City 7:00 PM
Thursday, August 27	New York Jets at Philadelphia 6:30 PM
	New Orleans vs. Miami (at Baltimore, MD) 7:00 PM
	Los Angeles Rams at San Diego 9:00 PM
Friday, August 28	Cleveland at Tampa Bay 6:30 PM
	Detroit at Cincinnati 6:30 PM
	Buffalo at Atlanta 7:00 PM
	Chicago at Dallas 7:00 PM
	Indianapolis at Kansas City 7:00 PM
	Seattle at San Francisco 7:00 PM
	Phoenix at Denver 8:00 PM
Saturday, August 29	Houston at Los Angeles Raiders 3:00 PM
	New York Giants at Pittsburgh 6:00 PM
	Minnesota at Washington 7:00 PM
	New England vs. Green Bay (Milwaukee, WI) 7:00 PM

All times Chicago time



1992 NFL SCHEDULE

WEEK 1

Sunday, Sept. 6

Cleveland at Indianapolis, Noon
Detroit at Chicago, Noon
 LA Rams at Buffalo, Noon
 Minnesota at Green Bay, Noon
 New Orleans at Philadelphia, Noon
 NY Jets at Atlanta, Noon
 Pittsburgh at Houston, Noon
 Cincinnati at Seattle, 3 PM
 Kansas City at San Diego, 3 PM
 New England at Miami, 3 PM
 Phoenix at Tampa Bay, 3 PM
 San Francisco at NY Giants, 3 PM
 LA Raiders at Denver, 7 PM

Monday, Sept. 7

Washington at Dallas, 8 PM

WEEK 2

Sunday, Sept. 13

Atlanta at Washington, Noon
Chicago at New Orleans, Noon
 Dallas at NY Giants, Noon
 Green Bay at Tampa Bay, Noon
 LA Raiders at Cincinnati, Noon
 Minnesota at Detroit, Noon
 Seattle at Kansas City, Noon
 Buffalo at San Francisco, 3 PM
 Houston at Indianapolis, 3 PM
 New England at LA Rams, 3 PM
 NY Jets at Pittsburgh, 3 PM
 San Diego at Denver, 3 PM
 Philadelphia at Phoenix, 7 PM

Monday, Sept. 14

Miami at Cleveland, 8 PM

WEEK 3

Sunday, Sept. 20

Cincinnati at Green Bay, Noon
 Denver at Philadelphia, Noon
 Kansas City at Houston, Noon
 New Orleans at Atlanta, Noon
 San Francisco at NY Jets, Noon
 Seattle at New England, Noon
 Tampa Bay at Minnesota, Noon
 Cleveland, LA Raiders, 3 PM
 Detroit at Washington, 3 PM
 LA Rams at Miami, 3 PM
 Phoenix at Dallas, 3 PM
 Pittsburgh at San Diego, 3 PM
 Indianapolis at Buffalo, 7 PM

Monday, Sept. 21

NY Giants at Chicago, 8 PM

WEEK 4

Sunday, Sept. 27

No game: Dallas, NY Giants,
 Philadelphia, Phoenix,
 Washington, Indianapolis

Atlanta at Chicago, Noon

Buffalo at New England, Noon
 Denver at Cleveland, Noon
 San Diego at Houston, Noon
 Tampa Bay at Detroit, Noon
 Minnesota at Cincinnati, Noon
 Miami at Seattle, 3 PM
 NY Jets at LA Rams, 3 PM
 Pittsburgh at Green Bay, 3 PM
 San Francisco at New Orleans 7 PM

Monday, Sept. 28

LA Raiders at Kansas City, 8 PM

WEEK 5

No game: Cincinnati, Cleveland,
 Houston, Philadelphia

Sunday, Oct. 4

Chicago at Minnesota, Noon

Green Bay at Atlanta, Noon
 Indianapolis at Tampa Bay, Noon
 Miami at Buffalo, Noon
 New Orleans at Detroit, Noon
 Kansas City at Denver, 3 PM
 LA Rams at San Francisco, 3 PM
 NY Giants at LA Raiders, 3 PM
 Seattle at San Diego, 3 PM
 Washington at Phoenix, 3 PM
 New England at NY Jets, 7 PM

Monday, Oct. 5

Dallas at Philadelphia, 8 PM

WEEK 6

No game: Chicago, Detroit,
 Tampa Bay, Green Bay,
 Minnesota, San Diego

Sunday, Oct. 11

Atlanta at Miami, Noon
 Buffalo at LA Raiders, Noon
 Philadelphia at Kansas City, Noon
 Phoenix at NY Giants, Noon
 Pittsburgh at Cleveland, Noon
 San Francisco at New England, Noon
 Seattle at Dallas, Noon
 Houston at Cincinnati, 3 PM
 NY Jets at Indianapolis, 3 PM
 LA Rams at New Orleans, 6:30 PM

Monday, Oct. 12

Denver at Washington, 8 PM

WEEK 7

No game: Buffalo, Miami, New
 England, NY Jets

Thursday, Oct. 15

Detroit at Minnesota, 6:30 PM

Sunday, Oct. 18

Green Bay at Cleveland, Noon
 Kansas City at Dallas, Noon
 Philadelphia at Washington, Noon
 San Diego at Indianapolis, Noon

Tampa Bay at Chicago, Noon

Atlanta at San Francisco, 3 PM
 Houston at Denver, 3 PM
 LA Raiders at Seattle, 3 PM
 New Orleans at Phoenix, 3 PM
 NY Giants at LA Rams, 3 PM

Monday, Oct. 19

Cincinnati at Pittsburgh, 8 PM

WEEK 8

No game: Atlanta, LA Rams, New
 Orleans, San Francisco

Sunday, Oct. 25

Chicago at Green Bay, Noon

Cincinnati at Houston, Noon
 Detroit at Tampa Bay, Noon
 Phoenix at Philadelphia, Noon
 Seattle at NY Giants, Noon
 Washington at Minnesota, Noon
 Cleveland at New England, 3 PM
 Dallas at LA Raiders, 3 PM
 Denver at San Diego, 3 PM
 Indianapolis at Miami, 3 PM
 Pittsburgh at Kansas City, 6:30 PM

Monday, Oct. 26

Buffalo at NY Jets, 8 PM

WEEK 9

No game: LA Raiders, Denver,
 Kansas City, Seattle

Sunday, Nov. 1

Green Bay at Detroit, Noon
 Houston at Pittsburgh, Noon
 LA Rams at Atlanta, Noon
 Miami at NY Jets, Noon
 New England at Buffalo, Noon
 Tampa Bay at New Orleans, Noon
 Indianapolis at San Diego, 3 PM
 Cleveland at Cincinnati, 3 PM
 Philadelphia at Dallas, 3 PM
 San Francisco at Phoenix, 3 PM
 NY Giants at Washington, 7 PM

Monday, Nov. 2

Minnesota at Chicago, 8 PM



1992 NFL SCHEDULE

WEEK 10

Sunday, Nov. 8

Cleveland at Houston, NOON
Dallas at Detroit, NOON
Green Bay at NY Giants, NOON
LA Raiders at Philadelphia, NOON
Miami at Indianapolis, NOON
Minnesota at Tampa Bay, NOON
New Orleans at New England, NOON
NY Jets at Denver, 3 PM
Phoenix at LA Rams, 3 PM
Pittsburgh at Buffalo, 3 PM
San Diego at Kansas City, 3 PM
Washington at Seattle, 3 PM
Cincinnati at Chicago, 7 PM

Monday, Nov. 9

San Francisco at Atlanta, 8 PM

WEEK 11

Sunday, Nov. 15

Cincinnati at NY Jets, NOON
Detroit at Pittsburgh, NOON
Houston at Minnesota, NOON
LA Rams at Dallas, NOON
New England at Indianapolis, NOON
Philadelphia at Green Bay (Mil), NOON
Phoenix at Atlanta, NOON
San Diego at Cleveland, NOON
Washington at Kansas City, NOON
Chicago at Tampa Bay, 3 PM
New Orleans at San Francisco, 3 PM
Seattle at LA Raiders, 3 PM
NY Giants at Denver, 7 PM

Monday, Nov. 16

Buffalo at Miami, 8 PM

WEEK 12

Sunday, Nov. 22

Atlanta at Buffalo, NOON
Cleveland at Minnesota, NOON
Detroit at Cincinnati, NOON
Green Bay at Chicago, NOON
Houston at Miami, NOON
Philadelphia at NY Giants, NOON
Indianapolis at Pittsburgh, NOON
Dallas at Phoenix, 3 PM
Denver at LA Raiders, 3 PM
NY Jets at New England, 3 PM
San Francisco at LA Rams, 3 PM
Tampa Bay at San Diego, 3 PM
Kansas City at Seattle, 7 PM

Monday, Nov. 23

Washington at New Orleans, 8 PM

WEEK 13

Thursday, Nov. 26

Houston at Detroit, 11:30 AM
NY Giants at Dallas, 3 PM

Sunday, Nov. 29

Chicago at Cleveland, NOON
Kansas City at NY Jets, NOON
Miami at New Orleans, NOON
New England at Atlanta, NOON
Phoenix at Washington, NOON
Pittsburgh at Cincinnati, NOON
Tampa Bay at Green Bay (Mil), NOON
Buffalo at Indianapolis, 3 PM
Minnesota at LA Rams, 3 PM
Philadelphia at San Francisco, 3 PM
LA Raiders at San Diego, 7 PM

Monday, Nov. 30

Denver at Seattle, 8 PM

WEEK 14

Thursday, Dec. 3

Atlanta at New Orleans, 7:00 PM

Sunday, Dec. 6

Cincinnati at Cleveland, NOON
Detroit at Green Bay (Mil), NOON
Indianapolis at New England, NOON
Seattle at Pittsburgh, NOON
Minnesota at Philadelphia, NOON
NY Jets at Buffalo, NOON
Dallas at Denver, 3 PM
Kansas City at LA Raiders, 3 PM
Miami at San Francisco, 3 PM
San Diego at Phoenix, 3 PM
Washington at NY Giants, 3 PM
LA Rams at Tampa Bay, 7 PM

Monday, Dec. 7

Chicago at Houston, 8 PM

WEEK 15

Saturday, Dec. 12

Denver at Buffalo, 11:30 AM
NY Giants at Phoenix, 3 PM

Sunday, Dec. 13

Atlanta at Tampa Bay, NOON
Cleveland at Detroit, NOON
Dallas at Washington, NOON
Indianapolis at NY Jets, NOON
Pittsburgh at Chicago, NOON
San Francisco at Minnesota, NOON
New England at Kansas City, NOON
Cincinnati at San Diego, 3 PM
New Orleans at LA Rams, 3 PM
Philadelphia at Seattle, 3 PM
Green Bay at Houston, 7 PM

Monday, Dec. 14

LA Raiders at Miami, 8 PM

WEEK 16

Saturday, Dec. 19

Kansas City at NY Giants, 11:30 AM
Tampa Bay at San Francisco, 3 PM

Sunday, Dec. 20

Buffalo at New Orleans, NOON
Houston at Cleveland, NOON
LA Rams at Green Bay, NOON
Minnesota at Pittsburgh, NOON
New England at Cincinnati, NOON
Washington at Philadelphia, NOON
Phoenix at Indianapolis, NOON

Chicago at Detroit, 3 PM
San Diego at LA Raiders, 3 PM
Seattle at Denver, 3 PM
NY Jets at Miami, 7 PM

Monday, Dec. 21

Dallas at Atlanta, 8 PM

WEEK 17

Saturday, Dec. 26

New Orleans at NY Jets, 11:30 AM
LA Raiders at Washington, 3 PM

Sunday, Dec. 27

Cleveland at Pittsburgh, NOON
Denver at Kansas City, NOON
Green Bay at Minnesota, NOON
Indianapolis at Cincinnati, NOON
Miami at New England, NOON
NY Giants at Philadelphia, NOON
Atlanta at LA Rams, 3 PM

Chicago at Dallas, 3 PM
San Diego at Seattle, 3 PM
Tampa Bay Phoenix, 3 PM
Buffalo at Houston, 7 PM

Monday, Dec. 28

Detroit at San Francisco, 8 PM

POST-SEASON

Saturday, Jan. 2

NFC and AFC First Round
11:30 AM and 3:00 PM

Sunday, Jan. 3

NFC and AFC First Round
11:30 AM and 3:00 PM

Saturday, Jan. 9

NFC and AFC Second Round
11:30 AM and 3:00 PM

Sunday, Jan. 10

NFC and AFC Second Round
11:30 AM and 3:00 PM

Sunday, Jan. 17

Conference Championships
11:30 AM and 3:00 PM

Sunday, Jan. 31

Super Bowl XXVII
at Pasadena, California

MEDIA INFORMATION

CREDENTIALS: News media representatives who have not been issued season press credentials should request single game credentials in advance by writing or calling Bryan Harlan, Director of Public Relations, Halas Hall, 250 N. Washington Road, Lake Forest, IL 60045. (708) 295-6600. Credentials will be left at the PRESS WILL CALL window located at Gate 17 on the west side of the stadium. WILL CALL opens three hours before kickoff. Space is extremely limited in the Soldier Field Press Box, so guests are NOT permitted and credentials are limited to working press only.

PHOTOGRAPHERS: Sideline credentials for field photographers are issued by the Bears' PR department. Space limitations make it impossible to accredit free lance photographers who are not on specific assignment by a recognized sports or news publication. Sideline credentials must be reserved five days before the game and can be picked up at Gate 17.

PARKING: Media parking is limited at Soldier Field. Applications must be made in writing on company letterhead to Bryan Harlan.

TELEPHONES: The Bears cooperate with the Pro Football Writers Association telephone co-op system for copy transmission. Media outlets not participating in the PFWA system should make their own arrangements for dedicated phone service. To order phones in the Soldier Field Press Box call: Sally King at Illinois Bell (312) 750-2344.

TO SOLDIER FIELD FROM O'HARE AIRPORT: Take Kennedy Expressway to Congress Street. Exit East to Columbus Drive. Go right (south) on Columbus until it feeds into Lake Shore Drive South. Soldier Field will be on left. Entrance to parking is at south end of field (Waldron Drive).

FROM SOLDIER FIELD TO O'HARE AIRPORT: Take Lake Shore Drive South to I-55 (on right). Take I-55 to I-90/94. Exit North to Wisconsin. Follow signs to O'Hare.

DIRECTIONS OUT OF PRESS BOX AFTER GAME: Take press box elevator to first level concourse inside stadium; follow inside concourse to south end of stadium. Exit at Gate O. All taxi cabs are instructed to pick up at Gate O.

POST-GAME TRANSPORTATION: Please advise Bears' PR personnel as soon as possible should you require post-game transportation. Phone: (312) TAXI-CAB (829-4222).

BEARS PR TELEPHONE NUMBERS:

Office: (708) 295-6600	Office Extension	Home
Bryan Harlan:	219	(312) 975-8082
John Bostrom:	221	(708) 398-0123
Doug Green:	259	(708) 475-0723

CHICAGO BEARS' 1992 ROAD HEADQUARTERS

Phoenix (pre-season)	Pointe at South Mountain	(602) 438-9000
Dallas (pre and regular season)	Summit	(214) 243-3363
New Orleans	Airport Hilton	(504) 561-0500
Minnesota	Minneapolis Hilton	(612) 331-1900
Green Bay	Paper Valley	(414) 733-8000
Tampa Bay	Radisson Bay Harbor Inn	(813) 281-8900
Cleveland	Marriott East	(216) 464-5950
Houston	Stouffer Presidente	(713) 629-1200
Detroit	Hilton Suites	(313) 334-2222



1992 BEARS SCHEDULE

PRE-SEASON

Date	Opponent	Time*	Network
Mon., Aug. 10	NEW ORLEANS SAINTS	7:00 PM	ABC
Sat., Aug. 15	@ Phoenix Cardinals	7:00 PM	WMAQ
Sun., Aug. 23	PITTSBURGH STEELERS	7:00 PM	TNT
Fri., Aug. 28	@ Dallas Cowboys	7:00 PM	WMAQ

REGULAR SEASON


Date	Opponent	Time*	Network
Sun., Sept. 6	DETROIT LIONS	Noon	CBS
Sun., Sept. 13	@ New Orleans Saints	Noon	CBS
Mon., Sept. 21	NEW YORK GIANTS	8:00 PM	ABC
Sun., Sept. 27	ATLANTA FALCONS	Noon	CBS
Sun., Oct. 4	@ Minnesota Vikings	Noon	CBS
Sun., Oct. 11	*** Off Week ***		
Sun., Oct. 18	TAMPA BAY BUCCANEERS	Noon	CBS
Sun., Oct. 25	@ Green Bay Packers	Noon	CBS
Mon., Nov. 2	MINNESOTA VIKINGS	8:00 PM	ABC
Sun., Nov. 8	CINCINNATI BENGALS	7:00 PM	ESPN
Sun., Nov. 15	@ Tampa Bay Buccaneers	3:00 PM	CBS
Sun., Nov. 22	GREEN BAY PACKERS	Noon	CBS
Sun., Nov. 29	@ Cleveland Browns	Noon	CBS
Mon., Dec. 7	@ Houston Oilers	8:00 PM	ABC
Sun., Dec. 13	PITTSBURGH STEELERS	Noon	NBC
Sun., Dec. 20	@ Detroit Lions	3:00 PM	CBS
Sun., Dec. 27	@ Dallas Cowboys	3:00 PM	CBS

*Chicago time; HOME TEAM IN CAPS



UNITED AIRLINES

The Official Airline of the Chicago Bears



Twenty-seven seconds to go. The ball on your forty.
Seven points to win. It all comes down to this.

Can't Beat The Real Thing.

